

Hans Riesel

# Prime Numbers and Computer Methods for Factorization

Second Edition

# Modern Birkhäuser Classics

---

Many of the original research and survey monographs in pure and applied mathematics, as well as textbooks, published by Birkhäuser in recent decades have been groundbreaking and have come to be regarded as foundational to the subject. Through the MBC Series, a select number of these modern classics, entirely uncorrected, are being re-released in paperback (and as eBooks) to ensure that these treasures remain accessible to new generations of students, scholars, and researchers.



# Prime Numbers and Computer Methods for Factorization

Second Edition

Hans Riesel

Reprint of the 1994 Edition

 Birkhäuser



Hans Riesel  
Department of Mathematics  
The Royal Institute of Technology  
S-100 44 Stockholm  
Sweden  
[riesel@nada.kth.se](mailto:riesel@nada.kth.se)

---

Originally published as Volume 126 in the series *Progress in Mathematics*

---

ISBN 978-0-8176-8297-2 e-ISBN 978-0-8176-8298-9  
DOI 10.1007/978-0-8176-8298-9  
Springer New York Dordrecht Heidelberg London

Library of Congress Control Number: 2011943337

© Springer Science+Business Media, LLC 2012

All rights reserved. This work may not be translated or copied in whole or in part without the written permission of the publisher (Springer Science+Business Media, LLC, 233 Spring Street, New York, NY 10013, USA), except for brief excerpts in connection with reviews or scholarly analysis. Use in connection with any form of information storage and retrieval, electronic adaptation, computer software, or by similar or dissimilar methodology now known or hereafter developed is forbidden.

The use in this publication of trade names, trademarks, service marks, and similar terms, even if they are not identified as such, is not to be taken as an expression of opinion as to whether or not they are subject to proprietary rights.

Printed on acid-free paper

Springer is part of Springer Science+Business Media  
([www.birkhauser-science.com](http://www.birkhauser-science.com))

Hans Riesel

Prime Numbers  
and Computer Methods  
for Factorization

*Second Edition*

Birkhäuser  
Boston • Basel • Berlin

Hans Riesel  
Department of Mathematics  
The Royal Institute of Technology  
S-100 44 Stockholm  
Sweden

## Library of Congress Cataloging-in-Publication Data

Riesel, Hans, 1929-

Prime numbers and computer methods for factorization / Hans  
Riesel. -- 2nd ed.

p. cm. -- (Progress in mathematics ; v. 126)

Includes bibliographical references and index.

Contents: v. 1. Fundamental algorithms

ISBN 0-8176-3743-5

1. Numbers, Prime--Data processing. 2. Factorization  
(Mathematics)--Data processing. I. Title. II. Series : Progress in  
mathematics (Boston, Mass.) ; vol. 126.

II. Title. III. Series.

QA246.R54 1994

512'.72--dc20

94-27688

CIP

Printed on acid-free paper

© Birkhäuser Boston 1994

*Birkhäuser* 

Copyright is not claimed for works of U.S. Government employees.

All rights reserved. No part of this publication may be reproduced, stored in a retrieval system, or transmitted, in any form or by any means, electronic, mechanical, photocopying, recording, or otherwise, without prior permission of the copyright owner.

Permission to photocopy for internal or personal use of specific clients is granted by Birkhäuser Boston for libraries and other users registered with the Copyright Clearance Center (CCC), provided that the base fee of \$6.00 per copy, plus \$0.20 per page is paid directly to CCC, 222 Rosewood Drive, Danvers, MA 01923, U.S.A. Special requests should be addressed directly to Birkhäuser Boston, 675 Massachusetts Avenue, Cambridge, MA 02139, U.S.A.

ISBN 0-8176-3743-5

ISBN 3-7643-3743-5

Typeset by the author.

Printed and bound by Quinn-Woodbine, Woodbine, NJ.

Printed in the U.S.A.

9 8 7 6 5 4 3 2 1

## PREFACE

In this book the author treats four fundamental and apparently simple problems. They are: the number of primes below a given limit, the approximate number of primes, the recognition of prime numbers and the factorization of large numbers. A chapter on the details of the distribution of the primes is included as well as a short description of a recent application of prime numbers, the so-called RSA public-key cryptosystem. The author is also giving explicit algorithms and computer programs. Whilst not claiming completeness, the author has tried to give all important results known, including the latest discoveries. The use of computers has in this area promoted a development which has enormously enlarged the wealth of results known and that has made many older works and tables obsolete.

As is often the case in number theory, the problems posed are easy to understand but the solutions are theoretically advanced. Since this text is aimed at the mathematically inclined layman, as well as at the more advanced student, not all of the proofs of the results given in this book are shown. Bibliographical references in these cases serve those readers who wish to probe deeper. References to recent original works are also given for those who wish to pursue some topic further.

Since number theory is seldom taught in basic mathematics courses, the author has appended six sections containing all the algebra and number theory required for the main body of the book. There are also two sections on multiple precision computations and, finally, one section on Stieltjes integrals. This organization of the subject-matter has been chosen in order not to disrupt the reader's line of thought by long digressions into other areas. It is also the author's hope that the text, organized in this way, becomes more readable for specialists in the field. Any reader who gets stuck in the main text should first consult the appropriate appendix, and then try to continue.

The six chapters of the main text are quite independent of each other, and need not be read in order.

For those readers who have a computer (or even a programmable calculator) available, computer programs have been provided for many of the methods described. In order to achieve a wide understanding, these programs are written in the high-level programming language PASCAL. With this choice the author hopes that most readers will be able to translate the programs into the language of the computer they use with reasonable effort.

## PREFACE

At the end of the book a large amount of results are collected in the form of tables, originating partly from the author's own work in this field. All tables have been verified and up-dated as far as possible. Also in connection with the tables, bibliographical references are given to recent or to more extensive work in the corresponding area.

The text is an up-dated version of an earlier book by the same author: "En bok om primtal," existing in Swedish only.

The author is very much indebted to Richard Brent, Arne Fransén, Gunnar Hellström, Hans Karlgren, D. H. Lehmer, Thorkil Naur, Andrzej Schinzel, Bob Vaughan and many others for their reading of the manuscript and for suggesting many improvements. Thanks are also due to Beatrice Frock for revising the English, and to the late Ken Clements for reading and correcting one of the last versions of the manuscript.

The author wishes you a pleasant reading!

Stockholm, February 1985

## PREFACE TO THE SECOND EDITION

During the last ten years the science of computational number theory has seen great advances. Several important new methods have been introduced to recognize prime numbers and to factor composite integers. These advances have stimulated the author to add subsections on the applications of the elliptic curve method and on the number field sieve to the main text as well as two new appendices covering the basics of these new subjects.—Also, very many minor updatings and corrections of the text have been made.

The author wishes to express his thanks to the many readers who have written during the years and proposed improvements of the text. Special thanks are going to Richard Brent, François Morain, Peter Montgomery and in particular to Harvey Dubner and Wilfrid Keller, who all helped during various stages of the preparation of the new manuscript.

Stockholm, June 1994

# CONTENTS

## Chapter 1. The Number of Primes Below a Given Limit

What Is a Prime Number?	1
The Fundamental Theorem of Arithmetic	2
Which Numbers Are Primes? The Sieve of Eratosthenes	2
General Remarks Concerning Computer Programs	4
A Sieve Program	5
Compact Prime Tables	7
Hexadecimal Compact Prime Tables	9
Difference Between Consecutive Primes	9
The Number of Primes Below $x$	10
Meissel's Formula	12
Evaluation of $P_k(x, a)$	12
Lehmer's Formula	13
Computations	14
A Computation Using Meissel's Formula	18
A Computation Using Lehmer's Formula	20
A Computer Program Using Lehmer's Formula	22
Mapes' Method	23
Deduction of Formulas	24
A Worked Example	26
Mapes' Algorithm	30
Programming Mapes' Algorithm	32
Recent Developments	33
Results	34
Computational Complexity	35
Comparison Between the Methods Discussed	35
Bibliography	36

## Chapter 2. The Primes Viewed at Large

Introduction	37
No Polynomial Can Produce Only Primes	37
Formulas Yielding All Primes	39
The Distribution of Primes Viewed at Large. Euclid's Theorem	40
The Formulas of Gauss and Legendre for $\pi(x)$ . The Prime Number Theorem	41
The Chebyshev Function $\theta(x)$	44
The Riemann Zeta-function	44

## CONTENTS

The Zeros of the Zeta-function . . . . .	47
Conversion From $f(x)$ Back to $\pi(x)$ . . . . .	49
The Riemann Prime Number Formula . . . . .	50
The Sign of $\text{li } x - \pi(x)$ . . . . .	52
The Influence of the Complex Zeros of $\zeta(s)$ on $\pi(x)$ . . . . .	53
The Remainder Term in the Prime Number Theorem . . . . .	56
Effective Inequalities for $\pi(x)$ , $p_n$ , and $\theta(x)$ . . . . .	56
The Number of Primes in Arithmetic Progressions . . . . .	57
Bibliography . . . . .	58

### Chapter 3. Subtleties in the Distribution of Primes

The Distribution of Primes in Short Intervals . . . . .	60
Twins and Some Other Constellations of Primes . . . . .	60
Admissible Constellations of Primes . . . . .	62
The Hardy–Littlewood Constants . . . . .	64
The Prime $k$ -Tuples Conjecture . . . . .	66
Theoretical Evidence in Favour of the Prime $k$ -Tuples Conjecture . . . . .	67
Numerical Evidence in Favour of the Prime $k$ -Tuples Conjecture . . . . .	68
The Second Hardy–Littlewood Conjecture . . . . .	68
The Midpoint Sieve . . . . .	70
Modification of the Midpoint Sieve . . . . .	70
Construction of Superdense Admissible Constellations . . . . .	71
Some Dense Clusters of Primes . . . . .	73
The Distribution of Primes Between the Two Series $4n + 1$ and $4n + 3$ . . . . .	73
Graph of the Function $\pi_{4,3}(x) - \pi_{4,1}(x)$ . . . . .	74
The Negative Regions . . . . .	74
The Negative Blocks . . . . .	77
Large Gaps Between Consecutive Primes . . . . .	78
The Cramér Conjecture . . . . .	79
Bibliography . . . . .	82

### Chapter 4. The Recognition of Primes

Introduction . . . . .	84
Tests of Primality and of Compositeness . . . . .	84
Factorization Methods as Tests of Compositeness . . . . .	85
Fermat's Theorem as Compositeness Test . . . . .	85
Fermat's Theorem as Primality Test . . . . .	85
Pseudoprimes and Probable Primes . . . . .	86
A Computer Program for Fermat's Test . . . . .	87
The Labor Involved in a Fermat Test . . . . .	88
Carmichael Numbers . . . . .	89
Euler Pseudoprimes . . . . .	90
Strong Pseudoprimes and a Primality Test . . . . .	91
A Computer Program for Strong Pseudoprime Tests . . . . .	93
Counts of Pseudoprimes and Carmichael Numbers . . . . .	94

## CONTENTS

Rigorous Primality Proofs . . . . .	95
Lehmer's Converse of Fermat's Theorem . . . . .	96
Formal Proof of Theorem 4.3 . . . . .	97
Ad Hoc Search for a Primitive Root . . . . .	98
The Use of Several Bases . . . . .	99
Fermat Numbers and Pepin's Theorem . . . . .	100
Cofactors of Fermat Numbers . . . . .	102
Generalized Fermat Numbers . . . . .	102
A Relaxed Converse of Fermat's Theorem . . . . .	103
Proth's Theorem . . . . .	104
Tests of Compositeness for Numbers of the form $N = h \cdot 2^n \pm k$ . . . . .	105
An Alternative Approach . . . . .	105
Certificates of Primality . . . . .	106
Primality Tests of Lucasian Type . . . . .	107
Lucas Sequences . . . . .	107
The Fibonacci Numbers . . . . .	108
Large Subscripts . . . . .	108
An Alternative Deduction . . . . .	111
Divisibility Properties of the Numbers $U_n$ . . . . .	112
Primality Proofs by Aid of Lucas Sequences . . . . .	115
Lucas Tests for Mersenne Numbers . . . . .	117
A Relaxation of Theorem 4.8 . . . . .	120
Pocklington's Theorem . . . . .	121
Lehmer–Pocklington's Theorem . . . . .	122
Pocklington-Type Theorems for Lucas Sequences . . . . .	123
Primality Tests for Integers of the form $N = h \cdot 2^n - 1$ , when $3 \nmid h$ . . . . .	124
Primality Tests for $N = h \cdot 2^n - 1$ , when $3 \mid h$ . . . . .	125
The Combined $N - 1$ and $N + 1$ Test . . . . .	129
Lucas Pseudoprimes . . . . .	130
Modern Primality Proofs . . . . .	130
The Jacobi Sum Primality Test . . . . .	131
Three Lemmas . . . . .	132
Lenstra's Theorem . . . . .	134
The Sets $P$ and $Q$ . . . . .	135
Running Time for the APRCL Test . . . . .	136
Elliptic Curve Primality Proving, ECPP . . . . .	136
The Goldwasser–Kilian Test . . . . .	137
Atkin's Test . . . . .	138
Bibliography . . . . .	139

## Chapter 5. Classical Methods of Factorization

Introduction . . . . .	141
When Do We Attempt Factorization? . . . . .	141
Trial Division . . . . .	141
A Computer Implementation of Trial Division . . . . .	143
Euclid's Algorithm as an Aid to Factorization . . . . .	145



## CONTENTS

Fermat's Factoring Method . . . . .	147
Legendre's Congruence . . . . .	149
Euler's Factoring Method . . . . .	151
Gauss' Factoring Method . . . . .	152
Legendre's Factoring Method . . . . .	155
The Number of Prime Factors of Large Numbers . . . . .	156
How Does a Typical Factorization Look? . . . . .	157
The Erdős-Kac Theorem . . . . .	158
The Distribution of Prime Factors of Various Sizes . . . . .	159
Dickman's Version of Theorem 5.4 . . . . .	161
A More Detailed Theory . . . . .	161
The Size of the $k$ th Largest Prime Factor of $N$ . . . . .	162
Smooth Integers . . . . .	164
Searching for Factors of Certain Forms . . . . .	165
Legendre's Theorem for the Factors of $N = a^n \pm b^n$ . . . . .	165
Adaptation to Search for Factors of the Form $p = 2kn + 1$ . . . . .	169
Adaptation of Trial Division . . . . .	169
Adaptation of Fermat's Factoring Method . . . . .	170
Adaptation of Euclid's Algorithm as an Aid to Factorization . . . . .	171
Bibliography . . . . .	171

### Chapter 6. Modern Factorization Methods

Introduction . . . . .	173
Choice of Method . . . . .	173
Pollard's $(p - 1)$ -Method . . . . .	174
Phase 2 of the $(p - 1)$ -Method . . . . .	176
The $(p + 1)$ -Method . . . . .	177
Pollard's rho Method . . . . .	177
A Computer Program for Pollard's rho Method . . . . .	180
An Algebraic Description of Pollard's rho Method . . . . .	182
Brent's Modification of Pollard's rho Method . . . . .	183
The Pollard-Brent Method for $p = 2kn + 1$ . . . . .	185
Shanks' Factoring Method SQUFOF . . . . .	186
A Computer Program for SQUFOF . . . . .	190
Comparison Between Pollard's rho Method and SQUFOF . . . . .	193
Morrison and Brillhart's Continued Fraction Method CFRAC . . . . .	193
The Factor Base . . . . .	194
An Example of a Factorization with CFRAC . . . . .	196
Further Details of CFRAC . . . . .	200
The Early Abort Strategy . . . . .	202
Results Achieved with CFRAC . . . . .	203
Running Time Analysis of CFRAC . . . . .	204
The Quadratic Sieve, QS . . . . .	204
Smallest Solutions to $Q(x) \equiv 0 \pmod{p}$ . . . . .	205
Special Factors . . . . .	206
Results Achieved with QS . . . . .	206

## CONTENTS

The Multiple Polynomial Quadratic Sieve, MPQS . . . . .	207
Results Achieved with MPQS . . . . .	207
Running Time Analysis of QS and MPQS . . . . .	208
The Schnorr–Lenstra Method . . . . .	209
Two Categories of Factorization Methods . . . . .	209
Lenstra’s Elliptic Curve Method, ECM . . . . .	210
Phase 2 of ECM . . . . .	210
The Choice of $A$ , $B$ , and $P_1$ . . . . .	212
Running Times of ECM . . . . .	212
Recent Results Achieved with ECM . . . . .	214
The Number Field Sieve, NFS . . . . .	214
Factoring Both in $\mathbf{Z}$ and in $\mathbf{Z}(z)$ . . . . .	215
A Numerical Example . . . . .	215
The General Number Field Sieve, GNFS . . . . .	216
Running Times of NFS and GNFS . . . . .	217
Results Achieved with NFS. Factorization of $F_9$ . . . . .	218
Strategies in Factoring . . . . .	219
How Fast Can a Factorization Algorithm Be? . . . . .	221
Bibliography . . . . .	224

## Chapter 7. Prime Numbers and Cryptography

Practical Secrecy . . . . .	226
Keys in Cryptography . . . . .	226
Arithmetical Formulation . . . . .	228
RSA Cryptosystems . . . . .	228
How to Find the Recovery Exponent . . . . .	229
A Worked Example . . . . .	230
Selecting Keys . . . . .	233
Finding Suitable Primes . . . . .	234
The Fixed Points of an RSA System . . . . .	235
How Safe is an RSA Cryptosystem? . . . . .	236
Superior Factorization . . . . .	237
Bibliography . . . . .	237

## Appendix 1. Basic Concepts in Higher Algebra

Introduction . . . . .	239
Modules . . . . .	239
Euclid’s Algorithm . . . . .	240
The Labor Involved in Euclid’s Algorithm . . . . .	242
A Definition Taken from the Theory of Algorithms . . . . .	242
A Computer Program for Euclid’s Algorithm . . . . .	243
Reducing the Labor . . . . .	244
Binary Form of Euclid’s Algorithm . . . . .	244
The Diophantine Equation $ax + by = c$ . . . . .	246
Groups . . . . .	246

## CONTENTS

Lagrange's Theorem. Cosets . . . . .	248
Abstract Groups. Isomorphic Groups . . . . .	250
The Direct Product of Two Given Groups . . . . .	251
Cyclic Groups . . . . .	252
Rings . . . . .	252
Zero Divisors . . . . .	253
Fields . . . . .	255
Mappings. Isomorphisms and Homomorphisms . . . . .	257
Group Characters . . . . .	258
The Conjugate or Inverse Character . . . . .	259
Homomorphisms and Group Characters . . . . .	260
Bibliography . . . . .	260

### Appendix 2. Basic Concepts in Higher Arithmetic

Divisors. Common Divisors . . . . .	261
The Fundamental Theorem of Arithmetic . . . . .	261
Congruences . . . . .	262
Linear Congruences . . . . .	264
Linear Congruences and Euclid's Algorithm . . . . .	265
Systems of Linear Congruences . . . . .	266
The Residue Classes mod $p$ Constitute a Field . . . . .	267
The Primitive Residue Classes mod $p$ . . . . .	268
The Structure of the Group $M_n$ . . . . .	270
Homomorphisms of $M_q$ when $q$ is a Prime . . . . .	272
Carmichael's Function . . . . .	273
Carmichael's Theorem . . . . .	274
Bibliography . . . . .	275

### Appendix 3. Quadratic Residues

Legendre's Symbol . . . . .	276
Arithmetic Rules for Residues and Non-Residues . . . . .	276
Euler's Criterion for the Computation of $(a/p)$ . . . . .	278
The Law of Quadratic Reciprocity . . . . .	279
Jacobi's Symbol . . . . .	281
A PASCAL Function for Computing $(a/n)$ . . . . .	283
The Quadratic Congruence $x^2 \equiv c \pmod{p}$ . . . . .	284
The Case $p = 4k + 1$ . . . . .	284
Bibliography . . . . .	285

### Appendix 4. The Arithmetic of Quadratic Fields

Integers of $\mathbb{Q}(\sqrt{D})$ . . . . .	286
Units of $\mathbb{Q}(\sqrt{D})$ . . . . .	289
Associated Numbers in $\mathbb{Q}(\sqrt{D})$ . . . . .	290
Divisibility in $\mathbb{Q}(\sqrt{D})$ . . . . .	290

## CONTENTS

Fermat's Theorem in $\mathbf{Q}(\sqrt{D})$ . . . . .	291
Primes in $\mathbf{Q}(\sqrt{D})$ . . . . .	293
Factorization of Integers in $\mathbf{Q}(\sqrt{D})$ . . . . .	295
Bibliography . . . . .	296

### Appendix 5. Higher Algebraic Number Fields

Introduction . . . . .	297
Algebraic Numbers . . . . .	297
Numbers in $\mathbf{Q}(z)$ . The Ring $\mathbf{Z}(z)$ of Integers in $\mathbf{Q}(z)$ . . . . .	298
The Norm in $\mathbf{Q}(z)$ . Units of $\mathbf{Q}(z)$ . . . . .	298
Divisibility and Primes in $\mathbf{Z}(z)$ . . . . .	299
The Field $\mathbf{Q}(\sqrt[3]{-2})$ and the Ring $\mathbf{Z}(\sqrt[3]{-2})$ . . . . .	299
Primes in $\mathbf{Z}(\sqrt[3]{-2})$ . . . . .	300
Bibliography . . . . .	303

### Appendix 6. Algebraic Factors

Introduction . . . . .	304
Factorization of Polynomials . . . . .	304
The Cyclotomic Polynomials . . . . .	305
The Polynomial $x^n + y^n$ . . . . .	308
The Polynomial $x^n + ay^n$ . . . . .	308
Aurifeuillian Factorizations . . . . .	309
Factorization Formulas . . . . .	310
The Algebraic Structure of Aurifeuillian Numbers . . . . .	314
A formula by Gauss for $x^n - y^n$ . . . . .	315
Bibliography . . . . .	316

### Appendix 7. Elliptic Curves

Cubics . . . . .	317
Rational Points on Rational Cubics . . . . .	319
Homogeneous Coordinates . . . . .	319
Elliptic Curves . . . . .	320
Rational Points on Elliptic Curves . . . . .	321
Bibliography . . . . .	326

### Appendix 8. Continued Fractions

Introduction . . . . .	327
What Is a Continued Fraction? . . . . .	327
Regular Continued Fractions. Expansions . . . . .	328
Evaluating a Continued Fraction . . . . .	329
Continued Fractions as Approximations . . . . .	332
Euclid's Algorithm and Continued Fractions . . . . .	334
Linear Diophantine Equations and Continued Fractions . . . . .	334
A Computer Program . . . . .	335

## CONTENTS

Continued Fraction Expansions of Square Roots . . . . .	337
Proof of Periodicity . . . . .	338
The Maximal Period-Length . . . . .	340
Short Periods . . . . .	341
Continued Fractions and Quadratic Residues . . . . .	341
Bibliography . . . . .	342

### Appendix 9. Multiple-Precision Arithmetic

Introduction . . . . .	343
Various Objectives for a Multiple-Precision Package . . . . .	343
How to Store Multi-Precise Integers . . . . .	344
Addition and Subtraction of Multi-Precise Integers . . . . .	345
Reduction in Length of Multi-Precise Integers . . . . .	346
Multiplication of Multi-Precise Integers . . . . .	346
Division of Multi-Precise Integers . . . . .	348
Input and Output of Multi-Precise Integers . . . . .	349
A Complete Package for Multiple-Precision Arithmetic . . . . .	349
A Computer Program for Pollard's rho Method . . . . .	355

### Appendix 10. Fast Multiplication of Large Integers

The Ordinary Multiplication Algorithm . . . . .	357
Double Length Multiplication . . . . .	358
Recursive Use of Double Length Multiplication Formula . . . . .	360
A Recursive Procedure for Squaring Large Integers . . . . .	361
Fractal Structure of Recursive Squaring . . . . .	364
Large Mersenne Primes . . . . .	364
Bibliography . . . . .	364

### Appendix 11. The Stieltjes Integral

Introduction . . . . .	365
Functions With Jump Discontinuities . . . . .	365
The Riemann Integral . . . . .	366
Definition of the Stieltjes Integral . . . . .	367
Rules of Integration for Stieltjes Integrals . . . . .	369
Integration by Parts of Stieltjes Integrals . . . . .	370
The Mean Value Theorem . . . . .	371
Applications . . . . .	372

**Tables. For Contents, see page 374**

**List of Textbooks, page 457**

**Index, page 458**

# NOTATIONS

Symbol	Meaning
$f(x) \approx g(x)$	$f(x)$ is approximately equal to $g(x)$
$f(x) \sim g(x)$	$f(x)$ is asymptotically equal to $g(x)$ , meaning that $\lim f(x)/g(x) = 1$ , usually as $x \rightarrow \infty$
$[a, b]$	closed interval: all $x$ in $a \leq x \leq b$
$\mathbb{C}$	the complex numbers
$\stackrel{c}{=}, \stackrel{c}{\sim}, \stackrel{c}{<}$	conjectured relation
$\bar{a}$	conjugate number: if $a = p + q\sqrt{D}$ , then $\bar{a} = p - q\sqrt{D}$
$a \equiv b \pmod{n}$	$a$ is congruent to $b$ modulus $n$
$a \not\equiv b \pmod{n}$	$a$ is not congruent to $b$ modulus $n$
$a + \left  \frac{b}{c} \right  + \left  \frac{d}{e} \right $	continued fraction $= a + \frac{b}{c + \frac{d}{e}}$
$a b$	$a$ divides $b$
$a \nmid b$	$a$ does not divide $b$
$p^\alpha    n$	highest power of $p$ dividing $n$ , i.e. $p^\alpha   n$ , but $p^{\alpha+1} \nmid n$
$\varphi(n)$	Euler's totient function $= \prod p_i^{\alpha_i-1}(p_i - 1)$ ,if $n = \prod p_i^{\alpha_i}$
$\Phi_n(x)$	the $n$ th cyclotomic polynomial, having degree $\varphi(n)$
$\gamma$	Euler's constant $= 0.5772156649015328 \dots$
$\text{GCD}(a, b)$	greatest common divisor of $a$ and $b$
$M_N$	group of primitive residue classes mod $N$
$\lfloor x \rfloor$	integer part of $x$ : $\lfloor \pi \rfloor = 3$ , $\lfloor -\pi \rfloor = -4$
$[a, b]$	the interval $a \leq x \leq b$
$\left( \frac{a}{N} \right)$	Jacobi's symbol, defined if $\text{GCD}(a, N) = 1$
$\lambda(n)$	Carmichael's function $= \text{LCM}[\lambda(p_i^{\alpha_i})]_i$ , if $n = \prod p_i^{\alpha_i}$
$\text{LCM}[a, b]$	least common multiple of $a$ and $b$
LHS	left hand side
$\left( \frac{a}{p} \right)$	Legendre's symbol, defined if $p$ is an odd prime

# NOTATIONS

Symbol	Meaning
$\operatorname{li} x$	the logarithmic integral of $x$
$\ln x$	$\log_e x$ ( $e = 2.71828182\ 84590452\dots$ )
$\log x$	logarithm to an unspecified base
$\mu(n)$	Möbius' function
$a \gg b$	$a$ is much larger than $b$
$a \ll b$	$a$ is much smaller than $b$
$\#$	"number sign": number of elements in a set
$\omega(N)$	the number of different prime factors of $N$
$\Omega(N)$	the total number of prime factors of $N$
$\Omega(f(x))$	"big omega": greater than $Cf(x)$ for some constant $C > 0$ and an infinitude of $x$ , usually as $x \rightarrow \infty$
$O(f(x))$	"big ordo": less than $Cf(x)$ for some constant $C > 0$ , usually as $x \rightarrow \infty$
$o(f(x))$	"little ordo": less than $\epsilon f(x)$ , where $\epsilon \rightarrow 0$ , usually as $x \rightarrow \infty$
$p$	a prime number
$P(N)$	the largest prime factor of $N$
$P_k(N)$	the $k$ th largest prime factor of $N$
$\pi(x)$	number of primes $\leq x$
$\prod$	product symbol: $\prod_{i=1}^n a_i = a_1 \cdot a_2 \cdot a_3 \cdots a_n$
$\mathbf{Q}$	the rational numbers
$\mathbf{R}$	the real numbers
$\Re(z)$	real part $x$ of complex number $z = x + iy$
RHS	right hand side
$\sum$	summation symbol: $\sum_{i=1}^n a_i = a_1 + a_2 + a_3 + \cdots + a_n$
$\zeta(s)$	zeta-function of Riemann, $\zeta(s) = \sum_{n=1}^{\infty} n^{-s}$
$\chi(A)$	group character
$\mathbf{Z}$	the rational integers
10(5)100	the numbers 10, 15, 20, $\dots$ , 100

## CHAPTER 1

### THE NUMBER OF PRIMES BELOW A GIVEN LIMIT

#### What Is a Prime Number?

Consider the positive integers  $1, 2, 3, 4, \dots$ . Among them there are *composite numbers* and *primes*. A composite number is a product of several factors  $\neq 1$ , such as  $15 = 3 \cdot 5$ ; or  $16 = 2 \cdot 8$ . A prime  $p$  is characterized by the fact that its only possible factorization apart from the order of the factors is  $p = 1 \cdot p$ . Every composite number can be written as a product of *primes*, such as  $16 = 2 \cdot 2 \cdot 2 \cdot 2$ .—Now, what can we say about the integer 1? Is it a prime or a composite? Since 1 has the only possible factorization  $1 \cdot 1$  we could agree that it is a prime. We might also consider the product  $1 \cdot p$  as a product of two primes; somewhat awkward for a *prime number*  $p$ .—The dilemma is solved if we adopt the convention of classifying the number 1 as neither prime nor composite. We shall call the number 1 a *unit*. The positive integers may thus be divided into:

1. The unit 1.
2. The prime numbers  $2, 3, 5, 7, 11, 13, 17, 19, 23, \dots$
3. The composite numbers  $4, 6, 8, 9, 10, 12, 14, 15, 16, \dots$

Frequently, it is of interest to study not only the *positive* integers, but *all* integers:

$$\dots - 4, -3, -2, -1, 0, 1, 2, 3, 4, \dots$$

The numbers  $n$  and  $-n$  are called *associated* numbers. The number 0, which is divisible by any integer without remainder (the quotient always being 0), is of a special kind. The integers are thus categorized as:

1. The number 0.
2. The units  $-1$  and  $1$ .
3. The primes  $\dots - 7, -5, -3, -2, 2, 3, 5, 7, \dots$
4. The composite numbers  $\dots - 9, -8, -6, -4, 4, 6, 8, 9, \dots$

Generally, when only the *factorization* of numbers is of interest, associated numbers may be considered as equivalent, therefore in this case the two different classifications of the integers given above can be considered equivalent (if we neglect the number 0).—We shall often find that the numbers 0 and 1 have special properties in the theory of numbers which will necessitate some additional explanation, just as in the above case.



## THE NUMBER OF PRIMES BELOW A GIVEN LIMIT

### The Fundamental Theorem of Arithmetic

When we were taught at school how to find the *least common denominator*, LCM, of several fractions, we were actually using *the fundamental theorem of arithmetic*. It is a theorem which well illustrates the fundamental role of the prime numbers. The theorem states that every positive integer  $n$  can be written as a product of primes, and in one way only:

$$n = p_1^{\alpha_1} p_2^{\alpha_2} \dots p_s^{\alpha_s} = \prod_{i=1}^s p_i^{\alpha_i}. \quad (1.1)$$

In order that this decomposition be unique, we have to consider, as identical, decompositions that differ only in the order of the prime factors, and we must also refrain from using associated factors.—Having done much arithmetic, we have become so used to this theorem that we regard it as self-evident, and not necessary to prove. This is, however, not at all the case, and the reader will find a proof on p. 261 in Appendix 2. In Appendix 3 an example is given which shows why the proof is a logical necessity. And on p. 295 an arithmetic system is constructed which resembles the ordinary integers in many ways, *but in which the fundamental theorem of arithmetic does not hold*.—As a matter of fact, the logical necessity for a proof of the fundamental theorem was recognized by Euclid, who gave the proof of the almost equivalent Theorem A2.1 on p. 261.

### Which Numbers Are Primes? The Sieve of Eratosthenes

All the primes in a given interval can be found by a sieve method invented by Eratosthenes. This method deletes all the composite numbers in the interval, leaving the primes. How can we find all the composites in an interval? To check if a number  $n$  is a multiple of  $p$ , divide  $n$  by  $p$  and see whether the division leaves no remainder. This so-called trial division method for finding primes is much too laborious for the construction of prime tables when applied to each number individually, but it turns out that *only one division by each prime  $p$  suffices* for the whole interval. To see why this is so, suppose that the first number in the interval is  $m$ , and that  $m - 1 = p \cdot q + r$ , with  $0 \leq r < p$ . Then, obviously, the numbers

$$m - 1 - r + p, \quad m - 1 - r + 2p, \quad m - 1 - r + 3p, \quad \dots$$

are precisely those multiples of  $p$  which are  $\geq m$ . Thus all multiples of  $p$  can be identified by one single division by  $p$  and the number of divisions performed for each number examined will be reduced accordingly. This saves much labor, particularly if the interval is long.

Which values of  $p$  need to be tested as factors of any given number  $n$ ? It obviously suffices to test all values of  $p \leq \sqrt{n}$ , since a composite number  $n$  cannot

## WHICH NUMBERS ARE PRIMES?

have two factors, both  $> \sqrt{n}$ , because the product of these factors would then exceed  $n$ . Thus, if all composite numbers in an interval  $m \leq x \leq n$  are to be sieved, it will suffice to cross out the multiples of all primes  $\leq \sqrt{n}$  (with the possible exception of some primes in the beginning of the interval, a case which may occur if  $m \leq \sqrt{n}$ ). Using these principles, we shall show how to construct a table of primes between 100 and 200. Commence by enumerating all integers from 100 to 200: 100, 101, ..., 199, 200. The multiples to be crossed out are the multiples of all primes  $\leq \sqrt{200}$ , i.e., of the primes  $p = 2, 3, 5, 7, 11$  and  $13$ . First, strike out the multiples of 2, all even numbers, leaving the odd numbers:

101, 103, 105, ..., 195, 197, 199.

Next delete all multiples of 3. Since  $99 = 3 \cdot 33 + 0$ , the smallest multiple of 3 in the interval is  $99 + 3 = 102$ . By counting 3 steps at a time, starting from 102, we find all multiples of 3 in the interval: 102, 105, 108, 111, ... When we are working with paper and pencil, we might strike out the multiples of 5 in the same round, since these are easy to recognize in our decimal number system. After this step the following numbers remain:

101, 103, 107, 109, 113, 119, 121, 127, 131, 133,  
137, 139, 143, 149, 151, 157, 161, 163, 167, 169,  
173, 179, 181, 187, 191, 193, 197 and 199.

Next, we must locate the multiples of 7, 11 and 13. These are 119, 133, 161 (the remaining multiples of 7), 121, 143, 187 (the remaining multiples of 11) and 169 (the remaining multiple of 13). The 21 numbers now remaining,

101, 103, 107, 109, 113, 127, 131, 137, 139, 149, 151,  
157, 163, 167, 173, 179, 181, 191, 193, 197 and 199,

are the primes between 100 and 200. This example demonstrates the fact that it requires approximately the same amount of work to construct a prime table as it would take to devise a table for the smallest factor of each number for a given interval. After having made some simple modifications increasing the efficiency of the sieve of Eratosthenes described above, D. N. Lehmer at the beginning of this century compiled and in 1909 published the largest factor table [1] and the largest prime table [2] ever published as books. These cover the integers up to 10,017,000. It is unlikely that more extensive factor tables or prime tables will ever be published as books since, with a computer, the factorization of a small number is much faster than looking it up in a table. Before the era of computers a considerable amount of work was invested in the construction of prime and factor tables. Most famous of these is probably Kulik's manuscript, containing a table of the smallest factor of each number up to  $10^8$ . The manuscript, of which parts have

## THE NUMBER OF PRIMES BELOW A GIVEN LIMIT

been lost, was never published. Before computers became readily available, a lot of effort was spent on big prime table projects. For example, in 1956–57 the author of this book compiled a prime table for the interval 10,000,000–70,000,000. The computations were performed on the vacuum-tube computer BESK, which had an addition time of 56 micro-seconds. To sieve an interval containing 48,000 integers took 3 minutes of computing time. The output from the BESK was a teletype paper tape which had to be re-read and printed by special equipment, consisting of a paper tape reader and an electric typewriter.

Finally, in 1959, C. L. Baker and F. J. Gruenberger published a micro-card edition of a table containing the first six million primes [3]. This table comprises all the primes below 104,395,289. In addition, there exist printed tables for the primes in certain intervals, such as the 1000:th million  $[999 \cdot 10^6, 10^9]$ , see [4], and the intervals  $[10^n, 10^n + 150,000]$  for  $n = 8, 9, \dots, 15$ , see [5].

### General Remarks Concerning Computer Programs

For all numerical work on primes it is essential to have prime tables accessible in your computer. This may be achieved by the computer generating the primes by means of the sieve of Eratosthenes, and then either immediately performing the computations or statistics required on the primes, or compressing the prime table generated in a way suitable for storing in the computer and then performing the necessary computation or statistics.

We shall provide a number of *algorithms* in this book (i.e., schemes for calculating desired quantities). These will be presented in one or more of the following forms:

1. Verbal descriptions.
2. Mathematical formulas.
3. Flow-chart diagrams.
4. Computer programs in PASCAL.

The choice of the high-level programming language PASCAL has been made because this language is simple, reasonably well-known, and close to the mathematical formulas which are to be transformed into computer programs. There are, however, some minor differences between the various versions of PASCAL in use, in particular concerning the input and output routines; hopefully this will not cause any great obstacle. The version of PASCAL used in this book is Standard PASCAL. It is the author's hope that readers trained in computer programming will be able to transform the PASCAL programs presented in this book into the language of their choice without undue difficulty.

All the programs in this book have been collected in a package, which can be obtained by anonymous ftp from the site `ftp.nada.kth.se` in the directory Num. The package is named `riesel-comp.tar`.

## A SIEVE PROGRAM

### A Sieve Program

For a sieve to operate on the interval  $[m, n]$ , we require all the primes up to  $p_s$ , the largest prime  $\leq \lfloor \sqrt{n} \rfloor$ , where  $\lfloor x \rfloor$  denotes the integer part of  $x$ . We assume that these have already been computed and stored in a one-dimensional array, `Prime[1:s]`, with `Prime[1]:=2`, `Prime[2]:=3`, `Prime[3]:=5`, ..., `Prime[s] := the sth prime`. Now, in order to simplify the computer program, we shall work only with the *odd* integers. Without loss of generality, let both  $m$  and  $n$  be *odd* (if this is not the case to begin with, we may change  $m$  and  $n$  during the input part of the program, if we really want the program to work also for *even* values of  $m$  and/or  $n$ ). Next we give each of the  $(n - m + 2)/2$  *odd* integers between  $m$  and  $n$ , inclusive, a corresponding storage location in the fast access memory of the computer. This may be a computer word, a byte, or even a bit, depending on the level on which you are able to handle data in your computer. We shall call the array formed by these storage locations `Table[1:(n-m+2)/2]`, where  $(n - m + 2)/2$  is the number of elements in the array (its dimension). Suppose that these storage locations are filled with ZEROS to begin with. Each time we find a multiple of some prime  $\leq \sqrt{m}$ , we shall put the number 1 into the corresponding storage location. Here is a PASCAL program to do this for an interval  $[m, n]$  below 1000:

```
PROGRAM Eratosthenes
{Prints a prime table between odd m and n < 1000}
(Input,Output);
LABEL 1;
CONST imax=11; jmax=500;
VAR Prime : ARRAY[1..imax] OF INTEGER;
    Table : ARRAY[1..jmax] OF INTEGER;
    m,n,p,p2,q,i,j,start,stop : INTEGER;

BEGIN
Prime[1]:=2; Prime[2]:=3; Prime[3]:=5; Prime[4]:=7;
Prime[5]:=11; Prime[6]:=13; Prime[7]:=17; Prime[8]:=19;
Prime[9]:=23; Prime[10]:=29; Prime[11]:=31;
write('Input m and n: '); read(m,n);
stop:=(n-m+2) DIV 2;
FOR i:=2 TO stop DO
    BEGIN p:=Prime[i]; p2:=p*p;
        IF p2 < m THEN
            BEGIN q:=2*p; start:=(m DIV q)*q+p;
                {start is the odd multiple of p
                 which is closest to m}
                IF start < m THEN start:=start+q
            END
        END
    END
```

## THE NUMBER OF PRIMES BELOW A GIVEN LIMIT

```

        ELSE start:=p2;
    IF p2 > n THEN GOTO 1 ELSE
        BEGIN j:=(start-m) DIV 2 + 1;
            WHILE j <= stop DO
                BEGIN {Here the odd multiples of p are
                    marked:} Table[j]:=1; j:=j+p
                END
            END
        END;
1: {When arriving at this point, the elements of Table
    corresponding to the primes have the value 0, the
    others have the value 1}
    FOR i:=1 TO stop DO
        IF Table[i]=0 THEN write(m+2*i-2:4)
        {Here the prime table generated is printed out}
    END.

```

The table of small primes required by this program is built up by the statements at the beginning: Prime[1]:=2;...Prime[11]:=31; When dealing with a larger interval it is practical also to produce the table of small primes required by a sieving program rather than defining them arithmetically. The only necessary augmentation of the program in that case involves starting at the beginning of the generated table, searching for the next entry = 0, and replacing this ZERO with the corresponding integer, which is the next prime.—Since it is convenient to have computations of general interest, such as sieving with the primes, readily available as *computer procedures*, we also give below a modified version of the above sieve program, written in the form of a PASCAL procedure *primes*, which generates the odd primes in the interval  $[3, n]$ ,  $n$  odd. Since it is the first time we show a PASCAL procedure we provide a complete program *Primegenerator* containing this procedure to enable the reader to understand the context in which a PASCAL procedure should be written. The following program reads an odd integer  $m < 1000$ , and generates and prints all odd primes below  $m$ :

```

PROGRAM Primegenerator
{Generates and prints the primes up to m < 1000, m odd}
(Input,Output);
CONST n=500;
TYPE vector=ARRAY[0..n] OF INTEGER;
VAR Table : vector; i,j,m : INTEGER;

PROCEDURE primes(n : INTEGER; VAR Prime : vector);
LABEL 1;
VAR i,j,k,p,p2,stop : INTEGER;

```

## COMPACT PRIME TABLES

```

BEGIN
  stop:=(n-1) DIV 2; j:=1;
1:  FOR k:=j TO stop DO
    IF Prime[k]=0 THEN {The next prime for sieving
      has been obtained}
      BEGIN p:=2*k+1; j:=k+1; p2:=p*p;
        IF p2 <= n THEN BEGIN
          i:=(p2-1) DIV 2; WHILE i <= stop DO
            BEGIN Prime[i]:=1; i:=i+p END;
          GOTO 1 END END;
        {When arriving here all elements of the array Prime
          corresponding to the primes below m have the value
          0, the others have the value 1}
      END {primes};

BEGIN
  write('Input m: '); read(m); primes(m,Table);
  j:=(m-1) DIV 2;
  FOR i:=1 TO j DO IF Table[i]=0 THEN write(2*i+1:4);
END.

```

With computer programs of the type shown above, it is possible to investigate properties of the series of primes, depending on all the individual primes as high as  $3 \cdot 10^{11}$ , see for instance [6] or [6'].

**Exercise 1.1. Primes in intervals.** Write a program for your computer, that performs the following: Read two (odd) integers  $m$  and  $n \geq m$ . Generate an array containing the odd primes below  $\sqrt{n}$ . Sieve out all composites between  $m$  and  $n$  by the sieve of Eratosthenes, utilizing the array of primes below  $\sqrt{n}$ . Print the primes between  $m$  and  $n$  and their numbers, equalling  $\pi(n) - \pi(m-1)$ , where the function  $\pi(x)$  is defined on p. 10 below. Suitable test values are:  $(m, n) = (99, 201)$ ,  $(12113, 12553)$  (check the computer's answer against the last column of Table 1 on p. 377),  $(9553, 9585)$  (an interval entirely without primes). More test values can be picked from Tables 2 and 3.

### Compact Prime Tables

If the prime table generated by the computer needs to be kept for later use or perhaps for output, the information can be given in a rather compact form. The simplest method is to store the sequence of ZEROS and ONES representing the status (composite or prime) of all the odd numbers. Please note that this time we denote the *primes* by ONES! A table of primes below 107 in this representation will appear as

01110 11011 01001 10010 11010 01001 10010 11001 01001 00010 1101

## THE NUMBER OF PRIMES BELOW A GIVEN LIMIT

Here the first five entries in the table, viz. 0, 1, 1, 1, 0, correspond to the integers 1, 3 (=prime), 5 (=prime), 7 (=prime) and 9. The final four entries show that 101, 103 and 107 are primes, while 105 is a composite number.

Since most computers are binary, it is convenient to store this sequence of ZEROs and ONEs (bits) in computer words, where the number of bits per word depends upon the computer's word-size. Thus, in a 36-bit computer we could store a table of the primes among 36 consecutive odd numbers in one computer word. (It might actually be much easier to use only 35 of the 36 bits available, at least when programming in a high-level language.)

This method of storing primes is rather simple. We can, by eliminating also the multiples of 3 and 5 in our example, compress the prime tables even more, but at the cost of working with a more complicated pattern. We are then left with all numbers of the forms

$30k + 1, 30k + 7, 30k + 11, 30k + 13, 30k + 17, 30k + 19, 30k + 23,$  and  $30k + 29$

i.e., with only 8 numbers out of 30. Thus, we need to store only one bit for 8 *odd* numbers out of 15, or just about half of them. By removing also multiples of 7, 11 and 13, we can further reduce the storage required by a factor of  $\frac{6}{7} \cdot \frac{10}{11} \cdot \frac{12}{13} = 0.72$ . If we do so, however, the pattern of the remaining integers is quite complicated and repeats periodically after as many as 5760 steps, leading to some tricky computer programming as well as to a time-consuming table look-up function.—Thus, optimal efficiency requires balancing how large the prime table to be stored against how much computational work required each time a table look-up is requested. A reasonable compromise is to exclude only multiples of 3 saving 1/3 of the storage otherwise needed, i.e., to store one bit of information for each of the numbers  $6k \pm 1$  only. The sequence of primes between 5 and 107 in this representation will be

11111 11011 01111 01011 01110 11010 01111

which is the sequence previously shown with each third bit removed, the removal starting with the second bit, corresponding to the number 3. The leading zero, corresponding to the number 1, has also been removed. The final 5 bits in the string shown represent the character (prime or composite) of the numbers 95, 97, 101, 103 and 107.

In a 36-bit computer, the primes in an interval from  $105k$  to  $105(k+1)$  can thus be stored in 35 of the 36 bits of a computer word. This string of bits may be reversed and printed out as an integer  $< 2^{35}$ . A prime table up to  $105 \times 100 = 10500$  looks rather strange when printed out in this way (see next page). The reader should compare this with the prime table up to 12553 provided at the end of this book. The table printed there contains slightly more information than the print-out on next page, as the print-out here comprises all the primes up to 10499 only. On a 3.5 inch magneto-optical disk, having a storage capacity of 128 Mbytes, there is enough room to store the primes up to about 3,000,000,000 in this way.

## DIFFERENCE BETWEEN CONSECUTIVE PRIMES

Compact prime table up to 10500 (to be read horizontally)

32596917119	19221276355	32294916984	27056746064	13260585324
19153906256	11044217692	10628959443	23930632312	27274595010
12929300524	09758853778	21477751664	18735703058	06820532604
01946775235	27961930040	10687629457	28253630548	10613958227
25803963148	26662686226	21859162944	17449165506	06723734372
27325713986	26053724260	09204998354	06548095832	00563096657
30104951352	26603773969	32489161484	18886509697	30344308812
10336150736	06524317784	08657858241	13223332700	17248824849
02496475956	09263457856	27997067788	17534371331	12956543856
18014274691	30375432704	09021230674	17224718372	01007756482
06518293316	01562192512	10744524916	10695737491	00048255592
27610139283	21483511888	27182047424	17255969348	26401637587
02460821844	00154165328	02423076900	10092832833	25850294296
00746875411	02489932592	01755325507	28234041380	26190874626
21544575008	27592828609	00369648472	01896680659	27988934752
00294462083	21785479944	18472241811	32321401632	01688470608
04297614176	10219687506	11113138744	26578275025	08600449332
09084889235	27959757100	26452510928	15137323024	02040873601
06782734684	18550637056	17558145328	18936318161	10776021528
10336339456	06816596588	09070971010	04330713676	18395700226

### Hexadecimal Compact Prime Tables

A related method, proposed by Weintraub, is to store the primes by using one hexadecimal symbol to denote the pattern of primes in each interval of the form  $[10k, 10k + 9]$ ,  $k = 1, 2, 3, \dots$ . Thus the primes between 20 and 29 are stored as 0101 = 5, since 21 is composite (0), 23 is prime (1), 27 is composite (0) and 29 is prime (1). The primes between 10 and 99 are in this way stored as F5AE5AD52. (The hexadecimal symbols have the values A=10, B=11, C=12, D=13, E=14 and F=15.) The storage capacity required is 4 bits out of each 10 numbers.

### Difference Between Consecutive Primes

The method demonstrated above is not the only means of storing the primes in compact form. An alternative is to store  $(p_{i+1} - p_i)/2$ . The table on p. 80 shows how large these values can become. This is convenient if we wish to run sequentially through the list of primes (e.g. for trial division by all small primes). The number of bits needed for each prime stored in this manner is 6, 8, or 9, for  $n$  up to  $10^6$ ,  $10^9$ , and  $10^{12}$ , respectively. Taking the number of primes up to these limits into account, this leads to storage requirements of 59 kbytes, 51 Mbytes, and 42 Gbytes, respectively.



# THE NUMBER OF PRIMES BELOW A GIVEN LIMIT

## The Number of Primes Below $x$

The number of primes  $\leq x$ ,  $\pi(x)$ , is an important number-theoretic function. Thus  $\pi(2) = 1$  because we count 2 as the first prime,  $\pi(10) = 4$  and  $\pi(\sqrt{1000}) = 11$ , since there are 11 primes  $\leq 31.6$ . To calculate arithmetically the exact number of primes below a given limit is an extremely complicated and labour-consuming task, as we shall see, and the early computations of  $\pi(x)$  were carried out simply by counting the number of primes in existing prime tables. But since those early prime tables were not free from errors, the results of the computations of  $\pi(x)$  by this method were somewhat unreliable.

As mentioned above, the existing formulas for  $\pi(x)$  are quite complicated. The simplest (but unfortunately also the most labour-consuming) was found by Legendre, and reads

$$1 + \pi(x) = \pi(\sqrt{x}) + [x] - \sum_{p_i \leq \sqrt{x}} \left\lfloor \frac{x}{p_i} \right\rfloor + \sum_{p_i < p_j \leq \sqrt{x}} \left\lfloor \frac{x}{p_i p_j} \right\rfloor - \sum_{p_i < p_j < p_k \leq \sqrt{x}} \left\lfloor \frac{x}{p_i p_j p_k} \right\rfloor + \dots \quad (1.2)$$

where  $[z]$  denotes the integer part of  $z$ . Legendre's formula is almost self-evident. It uses the idea that

$$1 + \text{the number of primes} = \text{the number of all integers} - \text{the number of composites in the interval } [1, x].$$

The term  $[x/p]$  enumerates the integers divisible by  $p$  in this interval, since  $[x/p] = n$  if and only if  $np \leq x < (n+1)p$ . Since all composite numbers in the interval  $[1, x]$  have *some* prime factor  $\leq \sqrt{x}$ , there are obviously  $\sum_{p_i \leq \sqrt{x}} [x/p_i]$  multiples of primes  $\leq \sqrt{x}$  in this interval. However, we must not count the multiples  $1 \cdot p_i$  as composites; that is why the term  $\pi(\sqrt{x})$  has been added. This reasoning accounts for the first three terms in the right-hand-side of the formula. Where do the rest come from? Some of the composites in  $[1, x]$  are divisible by *two* of the primes  $\leq \sqrt{x}$ ,  $p_j$  as well as  $p_i$ . These composites will be counted *twice* when computing the sum  $\sum [x/p_i]$ ; since any integer of the form  $ap_i p_j$  will count as a multiple of  $p_i$  as well as a multiple of  $p_j$ . That is why the total has to be corrected by again adding the number of integers having this particular form, which is carried out by the next term in the formula,  $\sum [x/p_i p_j]$ . As a result of this new term, all those integers in  $[1, x]$  that happen to be divisible by *three* different primes, all  $\leq \sqrt{x}$ , now will not be subtracted at all. This omission has to be corrected, which explains the next term in (1.2), and so forth.

In order to understand the formula better, let us, as an example, compute  $\pi(100)$  and  $\pi(200)$  and check with the number of primes between 100 and 200,  $\pi(200) - \pi(100) = 21$  which we have found on p. 3 by the sieve of Eratosthenes.

## THE NUMBER OF PRIMES BELOW $x$

Legendre's formula gives

$$\begin{aligned}
 \pi(100) &= \pi(10) + 100 - \left\lfloor \frac{100}{2} \right\rfloor - \left\lfloor \frac{100}{3} \right\rfloor - \left\lfloor \frac{100}{5} \right\rfloor - \left\lfloor \frac{100}{7} \right\rfloor + \left\lfloor \frac{100}{2 \cdot 3} \right\rfloor + \\
 &\quad + \left\lfloor \frac{100}{2 \cdot 5} \right\rfloor + \left\lfloor \frac{100}{2 \cdot 7} \right\rfloor + \left\lfloor \frac{100}{3 \cdot 5} \right\rfloor + \left\lfloor \frac{100}{3 \cdot 7} \right\rfloor + \left\lfloor \frac{100}{5 \cdot 7} \right\rfloor - \left\lfloor \frac{100}{2 \cdot 3 \cdot 5} \right\rfloor - \\
 &\quad - \left\lfloor \frac{100}{2 \cdot 3 \cdot 7} \right\rfloor - \left\lfloor \frac{100}{2 \cdot 5 \cdot 7} \right\rfloor - \left\lfloor \frac{100}{3 \cdot 5 \cdot 7} \right\rfloor + \left\lfloor \frac{100}{2 \cdot 3 \cdot 5 \cdot 7} \right\rfloor - 1 = \\
 &= 4 + 100 - 50 - 33 - 20 - 14 + 16 + 10 + 7 + 6 + 4 + 2 - \\
 &\quad - 3 - 2 - 1 - 0 + 0 - 1 = 25.
 \end{aligned}$$

When  $x = 200$ , the primes 11 and 13 also come into play. This gives 66 different terms in all, of which, however, quite a few are equal to 0:

$$\begin{aligned}
 \pi(200) &= \pi(14) + 200 - 1 - 100 - 66 - 40 - 28 - 18 - 15 + 33 + \\
 &\quad + 20 + 14 + 9 + 7 + 13 + 9 + 6 + 5 + 5 + 3 + 3 + 2 + 2 + \\
 &\quad + 1 - 6 - 4 - 3 - 2 - 2 - 1 - 1 - 1 - 1 - 1 - 1 - 1 = 46,
 \end{aligned}$$

finally yielding

$$\pi(200) - \pi(100) = 46 - 25 = 21.$$

Note that this computation agrees with the value found earlier for the number of primes between 100 and 200.

As is obvious from these examples, Legendre's formula as it stands is impracticable for the computation of  $\pi(x)$  for large values of  $x$ . The large number of terms makes the computation difficult to organize. By various tricks, however, it is possible to collect some of the terms into partial sums and thus arrive at a more feasible calculus. The first efforts in this direction were already made by Legendre himself, who managed to compute  $\pi(1,000,000)$ . The value he found was not completely correct which tells us something about the difficulties involved in these kinds of computations. Thus Legendre [7] found  $\pi(10^6)$  to be 78,526 instead of 78,498. The erroneous prime tables that existed at his time displayed 78,492 primes.

The next important progress in the counting of primes was made by Meissel who, with an efficient modification of Legendre's formula, computed  $\pi(x)$  for, among other values,  $x = 10^7$ ,  $10^8$  and  $10^9$ . However, Meissel's computations are not free from errors. For instance, in 1885 Meissel published the value 50,847,478 for  $\pi(10^9)$  and this is probably the most often quoted faulty value in the literature on primes. This error passed unnoticed for a long time and was revealed by D. H. Lehmer only in 1958, the correct value of  $\pi(10^9)$  being 50,847,534.

## THE NUMBER OF PRIMES BELOW A GIVEN LIMIT

Further progress was not made until the era of computers. Even with aid of a computer, Meissel's formula leads to time-consuming computations which have necessitated further reduction of the labour involved. Efforts to achieve this have been made primarily by D. H. Lehmer [8], by David Mapes [9] and, more recently, by J. C. Lagarias, V. Miller and A. M. Odlyzko [10], [11]. We shall now describe their work.

### Meissel's Formula

Meissel's formula and its generalizations are based on a detailed analysis of those integers  $P_k(x, a)$  in the interval  $[1, x]$  which can be written as products of precisely  $k$  (not necessarily distinct) prime factors  $> p_a$ , the  $a$ th prime. If  $k$  is successively given the values 1, 2, 3, ..., these expressions will account for all integers in  $[1, x]$  which have no factor  $\leq p_a$ . The  $[x]$  integers in the interval  $[1, x]$  are thus

1. The integer 1.
2. The  $a$  first primes,  $p_1 = 2, p_2 = 3, \dots, p_a$ .
3.  $\sum_{1 \leq i \leq a} \lfloor x/p_i \rfloor - \sum_{1 \leq i < j \leq a} \lfloor x/p_i p_j \rfloor + \dots - a$  composites having at least one prime factor  $\leq p_a$ .
4.  $P_1(x, a) = \pi(x) - a$  primes  $p$ , where  $p_a < p \leq x$ .
5.  $P_2(x, a)$  integers  $n = p_i p_j \leq x$ , with  $a + 1 \leq i \leq j$ .
6.  $P_3(x, a)$  integers  $n = p_i p_j p_k \leq x$ , with  $a + 1 \leq i \leq j \leq k$ , and so on.

Since this accounts for all the integers in  $[1, x]$  we find

$$1 + \sum_{1 \leq i \leq a} \left\lfloor \frac{x}{p_i} \right\rfloor - \sum_{1 \leq i < j \leq a} \left\lfloor \frac{x}{p_i p_j} \right\rfloor + \sum_{1 \leq i < j < k \leq a} \left\lfloor \frac{x}{p_i p_j p_k} \right\rfloor - \dots + \\ + \pi(x) - a + P_2(x, a) + P_3(x, a) + \dots = [x]. \quad (1.3)$$

How many of the terms  $P_2(x, a), P_3(x, a), \dots$  have to be written down? This depends on the value of  $a$  chosen. If  $a$  is chosen so large that  $p_{a+1} > \sqrt{x}$ , then  $P_2(x, a)$  will equal 0, since  $p_i p_j > \sqrt{x} \sqrt{x} = x$  for all  $i, j \geq a + 1$ . In this case the original formula of Legendre, (1.2), reappears. If  $a$  is chosen such that  $x^{1/3} < p_{a+1} \leq x^{1/2}$ ,  $P_2(x, a)$  will contain some terms, but  $P_3(x, a)$  will be an empty sum, since  $p_i p_j p_k$  will then be  $> x^{1/3} x^{1/3} x^{1/3} = x$ . Generally,  $P_r(x, a) = 0$  and  $P_{r-1}(x, a) \neq 0$ , if  $a$  is chosen such that  $x^{1/r} < p_{a+1} \leq x^{1/(r-1)}$ . From this we find it natural to choose  $a$  as  $\pi(x^{1/r})$  for some suitable value of  $r$ , since with such a choice  $p_{a+1}$  will just exceed  $x^{1/r}$ , and the formula will break off at a certain point with the smallest value of  $a$  possible.

### Evaluation of $P_k(x, a)$

$P_2(x, a)$  is defined above as the number of integers in the interval  $[1, x]$  which are products of two primes  $p_i$  and  $p_j$ , with  $a + 1 \leq i \leq j$ . Considering one prime

## LEHMER'S FORMULA

factor at a time, we have

$$\begin{aligned}
 P_2(x, a) &= \text{the number of integers } p_{a+1}p_j \leq x \text{ with } a+1 \leq j \\
 &\quad + \text{the number of integers } p_{a+2}p_j \leq x \text{ with } a+2 \leq j \\
 &\quad + \dots \\
 &= \pi\left(\frac{x}{p_{a+1}}\right) - a + \pi\left(\frac{x}{p_{a+2}}\right) - (a+1) + \dots \\
 &= \sum \left\{ \pi\left(\frac{x}{p_i}\right) - (i-1) \right\}, \quad \text{for } p_a < p_i \leq \sqrt{x}.
 \end{aligned}$$

Now, suppose we choose  $a < \pi(\sqrt{x})$ , the value of which we shall call  $b$  for the sake of brevity; then the above sum may be written

$$\begin{aligned}
 P_2(x, a) &= \sum_{i=a+1}^b \left\{ \pi\left(\frac{x}{p_i}\right) - (i-1) \right\} = \\
 &= -\frac{(b-a)(b+a-1)}{2} + \sum_{i=a+1}^b \pi\left(\frac{x}{p_i}\right). \quad (1.4)
 \end{aligned}$$

Here the sum of  $i-1$  has been calculated with the well-known summation formula for an arithmetic series. If we now choose  $a = \pi(x^{1/3}) = c$ , in order to make  $P_3(x, a)$  and the higher sums = 0, we obtain Meissel's formula

$$\begin{aligned}
 \pi(x) &= [x] - \sum_{i=1}^c \left\lfloor \frac{x}{p_i} \right\rfloor + \sum_{1 \leq i < j \leq c} \left\lfloor \frac{x}{p_i p_j} \right\rfloor - \dots + \\
 &\quad + \frac{(b+c-2)(b-c+1)}{2} - \sum_{c < i \leq b} \pi\left(\frac{x}{p_i}\right). \quad (1.5)
 \end{aligned}$$

### Lehmer's Formula

In the deduction of Meissel's formula we had to analyse the sum  $P_2(x, a)$ . If we carry the general formula (1.3) one step further, we arrive at Lehmer's formula. To achieve this we need to analyse the term  $P_3(x, a)$  which may be described as

$$\begin{aligned}
 P_3(x, a) &= \text{the number of products } p_{a+1}p_jp_k \leq x \text{ with } a+1 \leq j \leq k \\
 &\quad + \text{the number of products } p_{a+2}p_jp_k \leq x \text{ with } a+2 \leq j \leq k \\
 &\quad + \dots \\
 &= P_2\left(\frac{x}{p_{a+1}}, a\right) + P_2\left(\frac{x}{p_{a+2}}, a\right) + \dots = \sum_{i>a} P_2\left(\frac{x}{p_i}, a\right).
 \end{aligned}$$

## THE NUMBER OF PRIMES BELOW A GIVEN LIMIT

Introducing the notation  $b_i = \pi(\sqrt{x/p_i})$ , formula (1.4) gives

$$P_3(x, a) = \sum_{i>a} P_2\left(\frac{x}{p_i}, a\right) = \sum_{i=a+1}^c \sum_{j=i}^{b_i} \left\{ \pi\left(\frac{x}{p_i p_j}\right) - (j-1) \right\}. \quad (1.6)$$

Here we have assumed that  $a < c = \pi(x^{1/3})$ , in order that  $P_3(x, a)$  at all contains terms  $> 0$ . Now, finally putting  $a = \pi(x^{1/4})$  leads to the formula D. H. Lehmer has used in [8]:

$$\begin{aligned} \pi(x) = & \lfloor x \rfloor - \sum_{i=1}^a \left\lfloor \frac{x}{p_i} \right\rfloor + \sum_{1 \leq i < j \leq a} \left\lfloor \frac{x}{p_i p_j} \right\rfloor - \cdots + \frac{(b+a-2)(b-a+1)}{2} - \\ & - \sum_{a < i \leq b} \pi\left(\frac{x}{p_i}\right) - \sum_{i=a+1}^c \sum_{j=i}^{b_i} \left\{ \pi\left(\frac{x}{p_i p_j}\right) - (j-1) \right\}. \end{aligned} \quad (1.7)$$

### Computations

The most labour-consuming part of the computations done by Meissel and Lehmer is still the “Legendre-sum”

$$\phi(x, a) = \lfloor x \rfloor - \sum \left\lfloor \frac{x}{p_i} \right\rfloor + \sum \left\lfloor \frac{x}{p_i p_j} \right\rfloor - \sum \left\lfloor \frac{x}{p_i p_j p_k} \right\rfloor + \cdots \quad (1.8)$$

which counts the positive integers  $\leq x$ , not divisible by any one of the first  $a$  primes  $p_1, p_2, \dots, p_a$ . Even if the summations have to be extended only over all primes  $\leq x^{1/3}$  in Meissel’s formula and only over all primes  $\leq x^{1/4}$  in Lehmer’s formula, as compared with  $x^{1/2}$  in Legendre’s formula, the labour for large values of  $x$  is tedious without using further tricks, which we shall now describe.

Since  $\phi(x, a)$  is defined as the number of integers  $\leq x$ , not divisible by any of the primes  $p_1, p_2, \dots, p_a$ , the following recursive formula holds

$$\phi(x, a) = \phi(x, a-1) - \phi\left(\frac{x}{p_a}, a-1\right). \quad (1.9)$$

This formula expresses the fact that the integers not divisible by any of the primes  $p_1, p_2, \dots, p_a$  are precisely those integers which are not divisible by any of  $p_1, p_2, \dots, p_{a-1}$ , with the exception of those which are not divisible by  $p_a$ .

Using formula (1.9) repeatedly, we can break down any  $\phi(x, a)$  to the computation of  $\phi(x, 1)$  which is the number of odd integers  $\leq x$ . However, because the recursion has to be used many times, the evaluation is cumbersome. It is far better to find a way to compute  $\phi(x, k)$  for some reasonably large value of  $k$ , and

## COMPUTATIONS

then break down the desired value  $\phi(x, a)$  just to  $\phi(x, k)$  and no further. This can be achieved in the following way: The pattern of multiples of the primes  $p_1, p_2, \dots, p_k$  repeats itself with a period of length of  $m_k = p_1 p_2 \cdots p_k$ . With Legendre's formula we now easily find for  $x = m_k$ :

$$\begin{aligned}
 \phi(m_k, k) &= [m_k] - \sum \left[ \frac{m_k}{p_i} \right] + \sum \left[ \frac{m_k}{p_i p_j} \right] - \dots = \\
 &= m_k - \sum \frac{m_k}{p_i} + \sum \frac{m_k}{p_i p_j} - \dots = \\
 &= m_k \left( 1 - \frac{1}{p_1} \right) \left( 1 - \frac{1}{p_2} \right) \dots \left( 1 - \frac{1}{p_k} \right) = \prod_{i=1}^k (p_i - 1) = \varphi(m_k) \quad (1.10)
 \end{aligned}$$

It is because all the quotients in the first line are *integers* that we are allowed to remove all integer-part operators and perform the simplification. As a consequence of (1.10) and of the periodicity we find the formula

$$\phi(s \cdot m_k + t, k) = s \cdot \varphi(m_k) + \phi(t, k), \quad (1.11)$$

where  $t$  can be chosen between 0 and  $m_k$ . Further, if  $t > m_k/2$ , we can use the periodicity and the symmetry of the multiples about the point 0 to find

$$\phi(t, k) = \varphi(m_k) - \phi(m_k - t - 1, k). \quad (1.12)$$

Thus, a quick way to have access to  $\phi(x, k)$  for *any*  $x$  is to create a table of  $\phi(x, k)$  up to  $m_k/2$ . This is readily accomplished by first running a sieve program up to  $m_k/2$  for the primes  $p_1, p_2, \dots, p_k$ , by means of which all multiples of these primes are marked. Following this a second program is run, which accumulates the number of integers not marked by the sieve program as multiples of any of the primes in question. For  $k = 4$  we have  $m_k = 2 \cdot 3 \cdot 5 \cdot 7$ ,  $m_k/2 = 105$ , and the table constructed becomes

Critical table of $\phi(x, 4)$					
1 1	19 5	37 9	53 13	71 17	89 21
11 2	23 6	41 10	59 14	73 18	97 22
13 3	29 7	43 11	61 15	79 19	101 23
17 4	31 8	47 12	67 16	83 20	103 24

The table is organized as a so-called critical table, which means that information is stored only *when the function changes its value*. Thus, for instance, we find from the table that  $\phi(x, 4) = 12$  for all  $x$ , where  $47 \leq x < 53$ .

## THE NUMBER OF PRIMES BELOW A GIVEN LIMIT

A computer program for evaluating  $\phi(x, a)$  can now be written, based on the following principles:

1. Place the first  $a$  primes, 2, 3, 5, ...,  $p_a$ , in an array, Prime[1:a], just as we did to prepare for the Eratosthenes sieve program.
2. Modify the sieve program previously given, in order to sieve only with the primes  $\leq p_a$ .
3. Sieve the interval from 1 to  $m_a/2 = p_2 p_3 \dots p_a$ . As before, store only the odd integers of this interval.
4. Count the zeros below  $x$  for all  $x$  in the interval  $[1, m_a/2]$  in order to find  $\phi(x, a)$  = the number of integers  $\leq x$ , untouched by the sieve. At this stage you have generated a table of  $\phi(x, a)$  for all  $x$  in  $1 \leq x \leq m_a/2$ .
5. Apply the formulas (1.11) and (1.12).

A computer program performing steps 1–5 could resemble

```

PROGRAM phixa {Computes phi(x,a) for a=5}
(Input,Output);
LABEL 1;
CONST a=5; ma=2310; {ma=p[1]*...*p[a]}
      ma2=1155; {ma2=ma\2} stop=578;
      {Since phi(x,a) never alters its value at even x,
       full information about phi(x,a) is retained if
       phi(x,a) is stored at odd values of x only. The
       number of elements required in tabphia is stop}
      phima=480; {phima=phi(ma,a)=prod(p[i]-1) for i=1,...,a}
VAR Prime : ARRAY[1..a] OF INTEGER;
      tabphia : ARRAY[0..stop] OF INTEGER;
      i,j,s,x : INTEGER;

FUNCTION phia(x : INTEGER) : INTEGER;
{For x<0, phi(x,a) is defined as -phi(-x,a). That is
 why abs(x) and sign(x)=abs(x) DIV x appear!}
VAR r,z : INTEGER;
BEGIN
  r:=abs(x) MOD ma; z:=(abs(x) DIV ma)*phima;
  IF r < ma2
    THEN z:=z+tabphia[(r+1) DIV 2]
    ELSE z:=z+phima-tabphia[(ma-r) DIV 2];
  phia:=abs(x) DIV x * z
END phia;

BEGIN
Prime[2]:=3; Prime[3]:=5; Prime[4]:=7; Prime[5]:=11;
```

## COMPUTATIONS

```

FOR i:=2 TO a DO
  BEGIN j:=(Prime[i]+1) DIV 2;
    WHILE j <= stop DO
      BEGIN tabphia[j]:=1; j:=j+Prime[i] END
      {Here the sieving is performed}
    END;
  s:=0; FOR i:=1 TO stop DO
    BEGIN IF tabphia[i]=0 THEN s:=s+1; tabphia[i]:=s END;
    {Here the sum of ZEROs is accumulated, and the table
      phixa, needed in the integer procedure phia(x), is
      ready for use}

1: write('Input x: '); read(x);
IF x <> 0 THEN
  BEGIN
    writeln('phi(',x:5,',',',',a:1,')='',phia(x):5); GOTO 1
  END
END.

```

For the sake of brevity we have presented a program only for the computation of  $\phi(x, a)$  for  $a = 5$ . It is evident which changes have to be made in order for the program to work for a different value of  $a$ . In a program for computing the number of primes, however, the function  $\phi(x, a)$  will be required not only for  $a = 5$ , but for *all* values of  $a$  up to some limit. In such a case the computer program must incorporate all the corresponding PASCAL functions as well as the auxiliary tables needed.

If, for a large value of  $a$ , the resulting computation of  $\phi(x, a)$  exceeds the storage capacity of the computer, then formula (1.9) may be used. It leads to program statements such as

```
phi6:=phi5(x)-phi5(x/13); phi7:=phi6(x)-phi6(x/17); ...
```

preferably written within functions so that they can be called in succession. All these functions  $\text{phia}(x)$  may then be combined to form the two-variable function  $\text{phi}(x, a)$ . Moreover, for *large* values of  $a$ , the basic formula (1.3) can be run *backwards*:

$$\phi(x, a) = 1 + \pi(x) - a + P_2(x, a) + P_3(x, a), \quad \text{for } p_a < x < p_{a+1}^4, \quad (1.13)$$

if we truncate (1.3) after the term  $P_3(x, a)$ , just as we did previously in Lehmer's formula.

**Exercise 1.2.** A computer program for  $\phi(x, a)$ . Write a FUNCTION  $\text{phi}(x, a)$ , covering  $a \leq 10$ , following the idea mentioned above. Incorporate this FUNCTION in a computer



## THE NUMBER OF PRIMES BELOW A GIVEN LIMIT

program which reads  $x$  and  $a$  and prints  $\phi(x, a)$ . Since  $\phi(x, 10)$  = the number of integers  $\leq x$ , not divisible by any prime  $\leq 29$ ,

$$\phi(x, 10) = \pi(x) - 9 + P_2(x, 10) + P_3(x, 10) + \cdots,$$

where, according to (1.4),

$$P_2(x, 10) = \sum_{p_i=31}^{\sqrt{x}} \left\{ \pi\left(\frac{x}{p_i}\right) - (i-1) \right\}.$$

For  $x < 31^3$  the terms after  $P_2(x, 10)$  have the value zero. Use this fact to check your FUNCTION by computing

$$\phi(10^4, 10) = \pi(10^4) - 9 + \sum_{p_i=31}^{97} \left\{ \pi(10^4/p_i) - (i-1) \right\},$$

where the 15 values needed for  $\pi(10^4/p_i)$  may be taken from Table 1, which is organized in a way to give easy access to  $\pi(x)$ .

### A Computation Using Meissel's Formula

In order to demonstrate the complexity and the computational labour involved we shall compute  $\pi(10,000)$  with Meissel's formula and  $\pi(100,000)$  with Lehmer's formula.

$x = 10,000$  leads to the following values of the summation limits in Meissel's formula (1.5):  $b = \pi(10000^{\frac{1}{2}}) = 25$ ,  $c = \pi(10000^{\frac{1}{3}}) = \pi(21) = 8$ , which gives

$$\pi(10000) = \phi(10000, 8) + \frac{31 \cdot 18}{2} - \sum_{i=9}^{25} \pi\left(\frac{10000}{p_i}\right).$$

We "decompose"  $\phi(10000, 8)$  in the following way (if, as above, we choose  $k = 4$ ). Observe the frequent use of (1.12) during the calculations.

$$\phi(10000, 8) = \phi(10000, 7) - \phi\left(\frac{10000}{19}, 7\right) = \phi(10000, 7) - \phi(526, 7).$$

$$\phi(10000, 7) = \phi(10000, 6) - \phi\left(\frac{10000}{17}, 6\right) = \phi(10000, 6) - \phi(588, 6).$$

$$\phi(10000, 6) = \phi(10000, 5) - \phi\left(\frac{10000}{13}, 5\right) = \phi(10000, 5) - \phi(769, 5).$$

$$\begin{aligned} \phi(10000, 5) &= \phi(10000, 4) - \phi\left(\frac{10000}{11}, 4\right) = \phi(10000, 4) - \phi(909, 4) = \\ &= \phi(48 \cdot 210 - 80, 4) - \phi(4 \cdot 210 + 69, 4) = \\ &= 48 \cdot 48 - \phi(79, 4) - 4 \cdot 48 - \phi(69, 4) = \\ &= 44 \cdot 48 - 19 - 16 = 2077. \end{aligned}$$

## A COMPUTATION USING MEISSEL'S FORMULA

$$\begin{aligned}
 \phi(526, 7) &= \phi(526, 6) - \phi\left(\frac{526}{17}, 6\right) = \phi(526, 6) - \phi(30, 6) = \\
 &= \phi(526, 5) - \phi\left(\frac{526}{13}, 5\right) - 5 = \\
 &= \phi(526, 4) - \phi\left(\frac{526}{11}, 4\right) - \phi(40, 5) - 5 = \\
 &= \phi(2 \cdot 210 + 106, 4) - \phi(47, 4) - 8 - 5 = \\
 &= 2 \cdot 48 + \phi(106, 4) - 12 - 13 = 95.
 \end{aligned}$$

$$\begin{aligned}
 \phi(588, 6) &= \phi(588, 5) - \phi\left(\frac{588}{13}, 5\right) = \\
 &= \phi(588, 4) - \phi\left(\frac{588}{11}, 4\right) - \phi(45, 5) = \\
 &= \phi(3 \cdot 210 - 42, 4) - \phi(53, 4) - 10 = \\
 &= 3 \cdot 48 - \phi(41, 4) - 13 - 10 = 111.
 \end{aligned}$$

$$\begin{aligned}
 \phi(769, 5) &= \phi(769, 4) - \phi\left(\frac{769}{11}, 4\right) = \phi(4 \cdot 210 - 71, 4) - \phi(69, 4) = \\
 &= 4 \cdot 48 - \phi(70, 4) - 16 = 160.
 \end{aligned}$$

From all this we obtain

$$\phi(10000, 8) = 2077 - 95 - 111 - 160 = 1711.$$

The sum in Meissel's formula is

$$\begin{aligned}
 \sum_{i=9}^{25} \pi\left(\frac{10000}{p_i}\right) &= \pi\left(\frac{10000}{23}\right) + \pi\left(\frac{10000}{29}\right) + \cdots + \pi\left(\frac{10000}{97}\right) = \\
 &= \pi(434) + \pi(344) + \pi(322) + \cdots + \pi(103) = \\
 &= 84 + 68 + 66 + \cdots + 27 = 761.
 \end{aligned}$$

The final result is

$$\pi(10000) = 1711 + 9 \cdot 31 - 761 = 1229.$$

# THE NUMBER OF PRIMES BELOW A GIVEN LIMIT

## A Computation Using Lehmer's Formula

$x = 100,000$  leads to the following values of the summation limits in Lehmer's formula (1.7):

$$a = \pi(100000^{\frac{1}{4}}) = \pi(17) = 7$$

$$b = \pi(100000^{\frac{1}{2}}) = \pi(316) = 65$$

$$c = \pi(100000^{\frac{1}{3}}) = \pi(46) = 14$$

and

$$b_i = \pi\left(\sqrt{\frac{100000}{p_i}}\right) \quad \text{for } 8 \leq i \leq 14,$$

which gives

$$b_8 = \pi\left(\sqrt{\frac{100000}{19}}\right) = \pi(72) = 20, \quad b_9 = \pi\left(\sqrt{\frac{100000}{23}}\right) = \pi(65) = 18,$$

$$b_{10} = \pi\left(\sqrt{\frac{100000}{29}}\right) = \pi(58) = 16, \quad b_{11} = \pi\left(\sqrt{\frac{100000}{31}}\right) = \pi(56) = 16,$$

$$b_{12} = b_{13} = b_{14} = 15.$$

Thus the formula for  $\pi(10^5)$  reads

$$\begin{aligned} \pi(10^5) = & \phi(10^5, 7) + \frac{70 \cdot 59}{2} - \sum_{i=8}^{65} \pi\left(\frac{10^5}{p_i}\right) - \\ & - \sum_{i=8}^{14} \sum_{j=i}^{b_i} \left\{ \pi\left(\frac{10^5}{p_i p_j}\right) - (j-1) \right\}. \end{aligned}$$

The first term of the formula is computed as

$$\phi(10^5, 7) = \phi(10^5, 6) - \phi\left(\frac{10^5}{17}, 6\right) = \phi(10^5, 6) - \phi(5882, 6).$$

$$\phi(10^5, 6) = \phi(10^5, 5) - \phi\left(\frac{10^5}{13}, 5\right) = \phi(10^5, 5) - \phi(7692, 5).$$

$$\phi(10^5, 5) = \phi(10^5, 4) - \phi\left(\frac{10^5}{11}, 4\right) = \phi(476 \cdot 210 + 40, 4) - \phi(9090, 4)$$

$$= 476 \cdot 48 + \phi(40, 4) - \phi(43 \cdot 210 + 60, 4) = 20779.$$

## A COMPUTATION USING LEHMER'S FORMULA

$$\begin{aligned}
 \phi(5882, 6) &= \phi(5882, 5) - \phi\left(\frac{5882}{13}, 5\right) = \\
 &= \phi(5882, 4) - \phi\left(\frac{5882}{11}, 4\right) - \phi(452, 5) = \\
 &= 28 \cdot 48 + \phi(2, 4) - \phi(534, 4) - \phi(452, 4) + \phi\left(\frac{452}{11}, 4\right) = \\
 &= 1128.
 \end{aligned}$$

$$\phi(7692, 5) = \phi(7692, 4) - \phi\left(\frac{7692}{11}, 4\right) = 1598.$$

All this gives the required value of

$$\phi(10^5, 7) = 18053.$$

The first sum in the expression for  $\pi(10^5)$  equals

$$\begin{aligned}
 \sum_{i=8}^{65} \pi\left(\frac{10^5}{p_i}\right) &= \pi(5263) + \pi(4347) + \pi(3448) + \cdots + \pi(321) + \pi(319) = \\
 &= 698 + 593 + 481 + \cdots + 66 + 66 = 9940.
 \end{aligned}$$

The double sum can be split into 7 simple sums:

$$\begin{aligned}
 &\sum_{j=8}^{20} \left\{ \pi\left(\frac{10^5}{19p_j}\right) - (j-1) \right\} + \sum_{j=9}^{18} \left\{ \left(\frac{10^5}{23p_j}\right) - (j-1) \right\} + \cdots + \\
 &+ \sum_{j=13}^{15} \left\{ \pi\left(\frac{10^5}{41p_j}\right) - (j-1) \right\} + \sum_{j=14}^{15} \left\{ \pi\left(\frac{10^5}{43p_j}\right) - (j-1) \right\} = \\
 &= \pi\left(\frac{10^5}{19 \cdot 19}\right) + \pi\left(\frac{10^5}{19 \cdot 23}\right) + \cdots + \pi\left(\frac{10^5}{43 \cdot 47}\right) - 169 - \\
 &- 125 - \cdots - 27 = \pi(277) + \pi(228) + \cdots + \pi(49) - 569 = 586.
 \end{aligned}$$

Finally, the result is

$$\pi(100000) = 18053 + 35 \cdot 59 - 9940 - 586 = 9592.$$

By using (1.7), Lehmer calculated  $\pi(x)$  in 1958 with aid of a computer for, among other values,  $x = a \cdot 10^6$  with  $a = 20, 25, 33, 37, 40, 90, 100, 999, 1000$

## THE NUMBER OF PRIMES BELOW A GIVEN LIMIT

and 10000. It was this computation that revealed that Meissel's value of  $\pi(10^9)$  was 56 units too low.—In Table 3 at the end of this book, the reader will find the values of  $\pi(x)$ ,  $x$  being of the form  $s \cdot 10^9$ , with  $s$  a digit. If the reader would like to attempt some computer programming on  $\pi(x)$ , these values will be suitable as test values for program debugging and verification.

### A Computer Program Using Lehmer's Formula

Having generated in the computer a prime table up to some limit  $G$ , we can easily program a function `smallpi(x)` which gives the values of  $\pi(x)$  up to this limit. If we also program the function `phi(x,a)`, giving  $\phi(x,a)$  for all  $a$  up to  $A$ , we can utilize these functions in a program computing  $\pi(x)$  with Lehmer's formula. How large are the values of  $x$  that such a program is capable of handling? Let us examine which values are needed in Lehmer's formula:

1.  $b = \pi(\sqrt{x})$  which is accessible if  $x \leq G^2$ .
2.  $\phi(x,a)$  with  $a = x^{1/4}$  which will work if  $x < p_{a+1}^4$ . Thus, if we limit  $a$  to 8, then  $x$  must be  $< p_9^4 = 23^4 = 279841$ .
3. Numerous values of  $\pi(x/p_i)$  and  $\pi(x/p_i p_j)$ . The "worst" of these values is  $\pi(x/p_{s+1})$ . These values will be available as long as  $x/p_{s+1} < G$ , which will occur if  $x < p_{s+1}^{4/3}$ , where  $p_{s+1}$  is the first prime outside the range of the prime table stored in the computer.—Thus if  $G$  is 2000, say, then this part of the program will operate as long as  $x < 2003^{4/3} = 25248.8$ . — Here it is actually possible to "cheat" a little. Instead of storing an extensive prime table, you might program the computer to *ask for a few values of  $\pi(x/p_i)$  above the limit  $G$* , and then introduce them to the computer after having looked them up in a larger prime table than the one stored in the computer. If you use [3], you will be able to reach as high as  $p_{6,000,000} = 104,302,307$  and the limit imposed on  $x$  will be  $104,302,333^{4/3} = 49,097,422,907.98$ .—Another way to raise the limit on  $x$  would be to let the PASCAL function `Lehmer` call itself recursively. However in this case you must be very careful not to exceed the available memory space by overfilling it with stacked information that the computer will automatically store in order to be able to keep track of all the recursive calls involved in the computation.

Now, finally, a PASCAL function for the computation of  $\pi(x)$  with Lehmer's formula looks like this:

```
FUNCTION Lehmer(x : INTEGER) : INTEGER;
{Computes pi(x) with Lehmer's formula. Makes use of the
 function phi(x,a) and of an array of integers, Prime,
 containing a "small" prime table}
VAR b,c,a,bi,z,w,sum,i,j : INTEGER;
BEGIN
```

## MAPES' METHOD

```
z:=trunc(sqrt(x+0.5)); b:=smallpi(z);
c:=smallpi(trunc(exp(ln(x)/3)+0.5)); { pi(cube root(x) )
a:=smallpi(trunc(sqrt(z)+0.5)); { pi(fourth root(x) }
sum:=phi(x,a)+(b+a-2)*(b-a+1) DIV 2;
FOR i:=a+1 TO b DO
  BEGIN w:=x DIV Prime[i]; sum:=sum-pi(w);
    IF i<=c THEN
      BEGIN
        bi:=smallpi(trunc(sqrt(w)+0.5));
        FOR j:=i TO bi DO sum:=sum-pi(w DIV Prime[j])+j-1
      END
    END;
  Lehmer:=sum
END {Lehmer};
```

Some details in the program look rather complicated. For instance, what role does the constant 0.5 play? Well, this is a safety precaution to ensure that the square roots and the cube root are not too low! Otherwise, it might happen that the built-in standard functions `sqrt`, `exp` and `log` round downwards, which could result in too low values. If this occurs precisely when the integer part of the root is about to change, it may result in a value which is one unit too low. (Thus if  $\sqrt{1,000,000}$  emerges as 999.999, the result would be 999 instead of 1000 if the little upward rounding were not added!) Of course it is far better to write your own integer function `isqrt(x)` for the integer part of the square root of an integer, solving this problem once for all of your programs. However, we cannot overload every little program with the detail necessary to get everything to work properly—the reader must find these small things out for himself, which actually is part of the fun in computer programming!

**Exercise 1.3. Computing  $\pi(x)$ .** Incorporate your `FUNCTION phi(x,a)` from exercise 1.2 above and the `FUNCTION Lehmer` into a computer program which reads  $x$  and prints  $\pi(x)$ . Check your program by comparing its results with some entries from Table 3.

## Mapes' Method

The methods of Meissel and Lehmer to calculate  $\pi(x)$  are both based on Legendre's formula (1.2). As a matter of fact, they are just clever re-arrangements and groupings of the terms of the Legendre sum in order to facilitate its computation. A still more efficient way to compute this sum was found in 1963 [9] by David C. Mapes. The method is rather complicated, and requires the introduction of some notations, but try to keep in mind that it involves merely re-arranging and grouping the terms in Legendre's sum!

# THE NUMBER OF PRIMES BELOW A GIVEN LIMIT

## Deduction of Formulas

Since Legendre's sum

$$\phi(x, a) = \lfloor x \rfloor - \sum \left\lfloor \frac{x}{p_i} \right\rfloor + \sum \left\lfloor \frac{x}{p_i p_j} \right\rfloor - \sum \left\lfloor \frac{x}{p_i p_j p_k} \right\rfloor + \cdots \quad (1.14)$$

where  $p_i < p_j < p_k \leq p_a$ , and  $p_a$  is the  $a$ th prime, contains precisely  $2^a$  terms, it is possible to describe each of these  $2^a$  terms as specific cases of the expression

$$T_k(x, a) = (-1)^{\beta_0 + \beta_1 + \cdots + \beta_{a-1}} \left\lfloor \frac{x}{p_1^{\beta_0} p_2^{\beta_1} \cdots p_a^{\beta_{a-1}}} \right\rfloor. \quad (1.15)$$

Here the numbers  $\beta_i$  are the digits (0 or 1) if  $k$  is expressed as a binary number

$$k = 2^{a-1} \beta_{a-1} + 2^{a-2} \beta_{a-2} + \cdots + 2^1 \beta_1 + 2^0 \beta_0.$$

This expression for  $T_k(x, a)$  looks difficult, but is just the result of a clever formal trick, based on the following simple idea: Associate the  $n$ th prime  $p_n$  with the power  $2^{n-1}$ . Thus, 2 is associated with  $2^0 = 1$ , 3 associated with  $2^1$ , 5 with  $2^2$ , 7 with  $2^3$ , 11 with  $2^4$ , etc. Furthermore, let the product of several primes (all different) be associated with the sum of different powers of 2, corresponding to the individual primes. Thus,  $3 \cdot 2$  is associated with  $2^1 + 2^0$ ,  $11 \cdot 7 \cdot 3$  with  $2^4 + 2^3 + 2^1$  and so on. Finally append a sign to match the sign of the different terms of (1.14), and the result is immediate! Now you can see how clever this description of the terms of (1.14) is, because the denominators of the terms run through all *products of different prime factors*, where all factors are  $\leq p_a$ , when the “indicator”  $k$  extends through all *sums of different powers of 2*, i.e. through all integers  $< 2^a$ .

As an example, if  $a = 3$ , the 8 terms from (1.14)

$$\lfloor x \rfloor - \left\lfloor \frac{x}{p_1} \right\rfloor - \left\lfloor \frac{x}{p_2} \right\rfloor - \left\lfloor \frac{x}{p_3} \right\rfloor + \left\lfloor \frac{x}{p_1 p_2} \right\rfloor + \left\lfloor \frac{x}{p_1 p_3} \right\rfloor + \left\lfloor \frac{x}{p_2 p_3} \right\rfloor - \left\lfloor \frac{x}{p_1 p_2 p_3} \right\rfloor$$

are written in this notation as  $T_0(x, 3) = \lfloor x \rfloor$ , and

$$T_1(x, 3) = - \left\lfloor \frac{x}{p_1} \right\rfloor, \quad T_2(x, 3) = - \left\lfloor \frac{x}{p_2} \right\rfloor, \quad T_3(x, 3) = \left\lfloor \frac{x}{p_1 p_2} \right\rfloor,$$

$$T_4(x, 3) = - \left\lfloor \frac{x}{p_3} \right\rfloor, \quad T_5(x, 3) = \left\lfloor \frac{x}{p_1 p_3} \right\rfloor, \quad T_6(x, 3) = \left\lfloor \frac{x}{p_2 p_3} \right\rfloor,$$

and

$$T_7(x, 3) = - \left\lfloor \frac{x}{p_1 p_2 p_3} \right\rfloor.$$

## DEDUCTION OF FORMULAS

Thus, Legendre's sum  $\phi(x, a)$  may be written

$$\phi(x, a) = \sum_{k=0}^{2^a-1} T_k(x, a). \quad (1.16)$$

Let  $M$  be an integer  $< 2^a$  and  $2^i \parallel M$ , i.e. let  $2^i$  be the highest power of 2 which divides  $M$ . Then, with  $\gamma(M, x, a)$  defined as

$$\gamma(M, x, a) = \sum_{k=M}^{M+2^i-1} T_k(x, a), \quad (1.17)$$

we have

$$\phi(x, a) = T_0(x, a) + \gamma(2^0, x, a) + \gamma(2^1, x, a) + \cdots + \gamma(2^{a-1}, x, a). \quad (1.18)$$

Furthermore, defining  $T_k(-x, a)$  as  $-T_k(x, a)$ , we have

$$\text{sign } T_k(x, a) = (-1)^{\beta_i + \beta_{i+1} + \cdots + \beta_{a-1}} \quad \text{if } 2^i | k, \quad (1.19)$$

since the last  $i$  binary digits of  $k$  are then 0, and for the same reason

$$|T_k(x, a)| = \left| \frac{x}{p_{i+1}^{\beta_i} p_{i+2}^{\beta_{i+1}} \cdots p_a^{\beta_{a-1}}} \right|, \quad \text{if } 2^i | k. \quad (1.20)$$

By substituting  $T_k(x, a)$  for  $x$ , and  $i$  for  $a$  in the definition of  $T_k(x, a)$ , we obtain

$$\begin{aligned} T_{k'} \{T_k(x, a), i\} &= \\ &= \text{sign}\{T_k(x, a)\} (-1)^{\beta'_0 + \beta'_1 + \cdots + \beta'_{i-1}} \times \left\{ \frac{|T_k(x, a)|}{p_1^{\beta'_0} p_2^{\beta'_1} \cdots p_i^{\beta'_{i-1}}} \right\}, \end{aligned} \quad (1.21)$$

where the  $\beta'_i$ 's are the binary digits of

$$k' = 2^{i-1} \beta'_{i-1} + 2^{i-2} \beta'_{i-2} + \cdots + 2^1 \beta'_1 + 2^0 \beta'_0,$$

and  $0 \leq k' < 2^i$ . When  $2^i | k$ , we can substitute the expressions (1.19) and (1.20) defining  $T_k(x, a)$  for  $T_k(x, a)$  in (1.21), thus arriving at

$$T_{k'} \{T_k(x, a), i\}_{2^i | k} = T_{k+k'}(x, a). \quad (1.22)$$

This relation can be seen as a consequence of the “logarithmic law” which we expect the “indicator vector” with components  $\beta_j$  to obey—when we *multiply* the denominators of two  $T$ -functions (or, when we compose the two  $T$ -functions, which turns out to be effectively the same thing) the corresponding indicator vectors



## THE NUMBER OF PRIMES BELOW A GIVEN LIMIT

are *added*. But only when the binary numbers, representing the indicator vectors, have their ONEs in different positions, can they be added in a manner that conforms with the definition (1.15), because only in such a case will there occur no overflow in the additions, which would disturb the process and destroy the logarithmic law. Hence the restriction that  $k' < 2^i$  and at the same time  $2^i | k$ —because only then the ONEs in the binary representation of  $k'$  are all in lower positions than those of  $k$ .

Substituting  $T_M(x, a)$  for  $x$ , and at the same time  $i$  for  $a$  in Legendre's sum (1.14) gives

$$\phi\{T_M(x, a), i\} = \sum_{k'=0}^{2^i-1} T_{k'}\{T_M(x, a)\} = \sum_{k=M}^{M+2^i-1} T_k(x, a) = \gamma(M, x, a). \quad (1.23)$$

Now, the sum  $\phi(x, a)$  in (1.18) with this notation can be rewritten in the following way:

$$\begin{aligned} \phi(x, a) &= T_0(x, a) + \phi\{T_1(x, a), 0\} + \phi\{T_2(x, a), 1\} + \cdots + \\ &\quad + \phi\{T_{2^{a-1}}(x, a), a-1\}. \end{aligned} \quad (1.24)$$

By once again replacing  $x$  with  $T_M(x, a)$  and, at the same time,  $a$  with  $i$  in (1.24), we get

$$\begin{aligned} \phi\{T_M(x, a), i\}_{2^i|M} &= T_0\{T_M(x, a), i\} + \phi(T_1\{T_M(x, a), i\}, 0) + \\ &\quad + \phi(T_2\{T_M(x, a), i\}, 1) + \cdots + \phi(T_{2^{i-1}}\{T_M(x, a), i\}, i-1) = \\ &= T_M(x, a) + \phi(T_{M+1}(x, a), 0) + \phi(T_{M+2}(x, a), 1) + \cdots + \\ &\quad + \phi(T_{M+2^i}(x, a), i) + \cdots + \phi(T_{M+2^{i-1}}(x, a), i-1), \end{aligned} \quad (1.25)$$

if  $2^i | M$ , by using (1.22). (Note that  $\phi(T_{M+1}(x, a), 0) = T_{M+1}(x, a)$ , according to (1.16).)

Starting with  $\phi(x, a) = \phi(T_0(x, a), a)$ , we can now from (1.25) calculate  $\phi(x, a)$  by recursive application.—As in the application of Lehmer's method it is favourable to have tables of  $\phi(x, a)$  for small values of  $a$ , and to use (1.11) and (1.12) to evaluate  $\phi(x, a)$ . It is also helpful to have an extensive table of primes available, the larger the better.

### A Worked Example

As an example, let us re-compute the previously found value of  $\phi(10000, 8) = 1711$  with Mapes' method:

$$\begin{aligned} \phi(10000, 8) &= \phi(T_0(10000, 8), 8) = \\ &= T_0(10000, 8) + \phi(T_1(10000, 8), 0) + \phi(T_2(10000, 8), 1) + \\ &\quad + \phi(T_4(10000, 8), 2) + \phi(T_8(10000, 8), 3) + \phi(T_{16}(10000, 8), 4) + \\ &\quad + \phi(T_{32}(10000, 8), 5) + \phi(T_{64}(10000, 8), 6) + \phi(T_{128}(10000, 8), 7) = \end{aligned}$$

# A WORKED EXAMPLE

$$\begin{aligned}
 &= 10000 + T_1(10000, 8) - \phi(3333, 1) - \phi(2000, 2) - \phi(1428, 3) - \\
 &\quad - \phi(909, 4) + \phi(T_{32}(10000, 8), 5) + \phi(T_{64}(10000, 8), 6) + \\
 &\quad + \phi(T_{128}(10000, 8), 7) = 10000 - 5000 - 1667 - \\
 &\quad - \left( \frac{2 \cdot 1998}{6} + 1 \right) - \left( \frac{8 \cdot 1440}{30} - 3 \right) - \left( \frac{48 \cdot 840}{210} + 16 \right) + \\
 &\quad + \phi(T_{32}(10000, 8), 5) + \phi(T_{64}(10000, 8), 6) + \phi(T_{128}(10000, 8), 7) = \\
 &= 2077 + \phi(T_{32}(10000, 8), 5) + \phi(T_{64}(10000, 8), 6) + \phi(T_{128}(10000, 8), 7).
 \end{aligned}$$

$$\begin{aligned}
 \phi(T_{32}(10000, 8), 5) &= T_{32}(10000, 8) + T_{33}(10000, 8) + \phi(T_{34}(10000, 8), 1) + \\
 &\quad + \phi(T_{36}(10000, 8), 2) + \phi(T_{40}(10000, 8), 3) + \phi(T_{48}(10000, 8), 4) = \\
 &= -769 + 384 + \phi(256, 1) + \phi(153, 2) + \phi(109, 3) + \phi(69, 4) = \\
 &= -769 + 384 + 128 + \left( \frac{2 \cdot 150}{6} + 1 \right) + \left( \frac{8 \cdot 120}{30} - 2 \right) + 16 = -160.
 \end{aligned}$$

$$\begin{aligned}
 \phi(T_{64}(10000, 8), 6) &= T_{64}(10000, 8) + T_{65}(10000, 8) + \phi(T_{66}(10000, 8), 1) + \\
 &\quad + \phi(T_{68}(10000, 8), 2) + \phi(T_{72}(10000, 8), 3) + \phi(T_{80}(10000, 8), 4) + \\
 &\quad + \phi(T_{96}(10000, 8), 5) = \\
 &= -588 + 294 + \phi(196, 1) + \phi(117, 2) + \\
 &\quad + \phi(84, 3) + \phi(53, 4) + \phi(T_{96}(10000, 8), 5) = \\
 &= -588 + 294 + 98 + \left( \frac{2 \cdot 114}{6} + 1 \right) + \left( \frac{8 \cdot 90}{30} - 1 \right) + 13 + \\
 &\quad + \phi(T_{96}(10000, 8), 5) = -121 + \phi(T_{96}(10000, 8), 5).
 \end{aligned}$$

$$\begin{aligned}
 \phi(T_{128}(10000, 8), 7) &= T_{128}(10000, 8) + T_{129}(10000, 8) + \\
 &\quad + \phi(T_{130}(10000, 8), 1) + \phi(T_{132}(10000, 8), 2) + \phi(T_{136}(10000, 8), 3) + \\
 &\quad + \phi(T_{144}(10000, 8), 4) + \phi(T_{160}(10000, 8), 5) + \phi(T_{192}(10000, 8), 6) = \\
 &= -526 + 263 + \phi(175, 1) + \phi(105, 2) + \phi(75, 3) + \phi(47, 4) + \\
 &\quad + \phi(T_{160}(10000, 8), 5) + \phi(T_{192}(10000, 8), 6) = \\
 &= -526 + 263 + 88 + \left( \frac{2 \cdot 102}{6} + 1 \right) + \left( \frac{8 \cdot 60}{30} + 4 \right) + 12 + \\
 &\quad + \phi(T_{160}(10000, 8), 5) + \phi(T_{192}(10000, 8), 6) = \\
 &= -108 + \phi(T_{160}(10000, 8), 5) + \phi(T_{192}(10000, 8), 6).
 \end{aligned}$$

## THE NUMBER OF PRIMES BELOW A GIVEN LIMIT

$$\begin{aligned}
 \phi(T_{96}(10000, 8), 5) &= T_{96}(10000, 8) + T_{97}(10000, 8) + \\
 &+ \phi(T_{98}(10000, 8), 1) + \phi(T_{100}(10000, 8), 2) + \phi(T_{104}(10000, 8), 3) + \\
 &+ \phi(T_{112}(10000, 8), 4) = \\
 &= 45 - 22 - \phi(15, 1) - \phi(9, 2) - \phi(6, 3) - \phi(4, 4) = \\
 &= 45 - 22 - 8 - 3 - 1 - 1 = 10.
 \end{aligned}$$

$$\begin{aligned}
 \phi(T_{160}(10000, 8), 5) &= T_{160}(10000, 8) + T_{161}(10000, 8) + \\
 &+ \phi(T_{162}(10000, 8), 1) + \phi(T_{164}(10000, 8), 2) + \phi(T_{168}(10000, 8), 3) + \\
 &+ \phi(T_{176}(10000, 8), 4) = \\
 &= 40 - 20 - \phi(13, 1) - \phi(8, 2) - \phi(5, 3) - \phi(3, 4) = \\
 &= 40 - 20 - 7 - 3 - 1 - 1 = 8.
 \end{aligned}$$

$$\begin{aligned}
 \phi(T_{192}(10000, 8), 6) &= T_{192}(10000, 8) + T_{193}(10000, 8) + \\
 &+ \phi(T_{194}(10000, 8), 1) + \phi(T_{196}(10000, 8), 2) + \phi(T_{200}(10000, 8), 3) + \\
 &+ \phi(T_{208}(10000, 8), 4) + \phi(T_{224}(10000, 8), 5) = \\
 &= 30 - 15 - \phi(10, 1) - \phi(6, 2) - \phi(4, 3) - \phi(2, 4) + \\
 &+ \phi(T_{224}(10000, 8), 5) = \\
 &= 30 - 15 - 5 - 2 - 1 - 1 + \phi(T_{224}(10000, 8), 5) = \\
 &= 6 + \phi(T_{224}(10000, 8), 5).
 \end{aligned}$$

$$\begin{aligned}
 \phi(T_{224}(10000, 8), 5) &= T_{224}(10000, 8) + T_{225}(10000, 8) + \\
 &+ \phi(T_{226}(10000, 8), 1) + \phi(T_{228}(10000, 8), 2) + \phi(T_{232}(10000, 8), 3) + \\
 &+ \phi(T_{240}(10000, 8), 4) = \\
 &= -2 + 1 + \phi(0, 1) + \phi(0, 2) + \phi(0, 3) + \phi(0, 4) = -1.
 \end{aligned}$$

Summing up all this we obtain

$$\phi(10000, 8) = 2077 - 160 - 121 + 10 - 108 + 8 + 6 - 1 = 1711.$$

Before giving a formal description of Mapes' algorithm, we should like to take advantage of having worked through this tiresome calculation to indicate the *structure* of the whole scheme we have been using to decompose  $\phi(10000, 8)$  into simpler terms, together with the binary representations of the subscripts of the different  $M$ 's occurring during the computations. In the following large formula we have organized the various terms in such an order as to make it easier to write a computer program for the entire calculation:

## A WORKED EXAMPLE

$$\begin{aligned}
 \phi(10^4, 8) &= 10^4 - \frac{10^4}{2} - \phi\left(\frac{10^4}{3}, 1\right) - \phi\left(\frac{10^4}{5}, 2\right) - \phi\left(\frac{10^4}{7}, 3\right) - \phi\left(\frac{10^4}{11}, 4\right) \\
 &- \frac{10^4}{13} + \frac{10^4}{2 \cdot 13} + \phi\left(\frac{10^4}{3 \cdot 13}, 1\right) + \cdots + \phi\left(\frac{10^4}{11 \cdot 13}, 4\right) \\
 &- \frac{10^4}{17} + \frac{10^4}{2 \cdot 17} + \phi\left(\frac{10^4}{3 \cdot 17}, 1\right) + \cdots + \phi\left(\frac{10^4}{11 \cdot 17}, 4\right) \\
 &+ \frac{10^4}{13 \cdot 17} - \frac{10^4}{2 \cdot 13 \cdot 17} - \phi\left(\frac{10^4}{3 \cdot 13 \cdot 17}, 1\right) - \cdots - \phi\left(\frac{10^4}{11 \cdot 13 \cdot 17}, 4\right) \\
 &- \frac{10^4}{19} + \frac{10^4}{2 \cdot 19} + \phi\left(\frac{10^4}{3 \cdot 19}, 1\right) + \cdots + \phi\left(\frac{10^4}{11 \cdot 19}, 4\right) \\
 &+ \frac{10^4}{13 \cdot 19} - \frac{10^4}{2 \cdot 13 \cdot 19} - \phi\left(\frac{10^4}{3 \cdot 13 \cdot 19}, 1\right) - \cdots - \phi\left(\frac{10^4}{11 \cdot 13 \cdot 19}, 4\right) \\
 &+ \frac{10^4}{17 \cdot 19} - \frac{10^4}{2 \cdot 17 \cdot 19} - \phi\left(\frac{10^4}{3 \cdot 17 \cdot 19}, 1\right) - \cdots - \phi\left(\frac{10^4}{11 \cdot 17 \cdot 19}, 4\right) \\
 &- \frac{10^4}{13 \cdot 17 \cdot 19} + \frac{10^4}{2 \cdot 13 \cdot 17 \cdot 19} + \phi\left(\frac{10^4}{3 \cdot 13 \cdot 17 \cdot 19}, 1\right) + \cdots + \phi\left(\frac{10^4}{11 \cdot 13 \cdot 17 \cdot 19}, 4\right).
 \end{aligned}$$

The corresponding values of  $M$  are:

$2^0,$	$2^1, \dots$	$2^4$
$2^5 + 2^0,$	$2^5 + 2^1, \dots$	$2^5 + 2^4$
$2^6 + 2^0,$	$2^6 + 2^1, \dots$	$2^6 + 2^4$
$2^6 + 2^5 + 2^0,$	$2^6 + 2^5 + 2^1, \dots$	$2^6 + 2^5 + 2^4$
$2^7 + 2^0,$	$2^7 + 2^1, \dots$	$2^7 + 2^4$
$2^7 + 2^5 + 2^0,$	$2^7 + 2^5 + 2^1, \dots$	$2^7 + 2^5 + 2^4$
$2^7 + 2^6 + 2^0,$	$2^7 + 2^6 + 2^1, \dots$	$2^7 + 2^6 + 2^4$
$2^7 + 2^6 + 2^5 + 2^0,$	$2^7 + 2^6 + 2^5 + 2^1, \dots,$	$2^7 + 2^6 + 2^5 + 2^4$

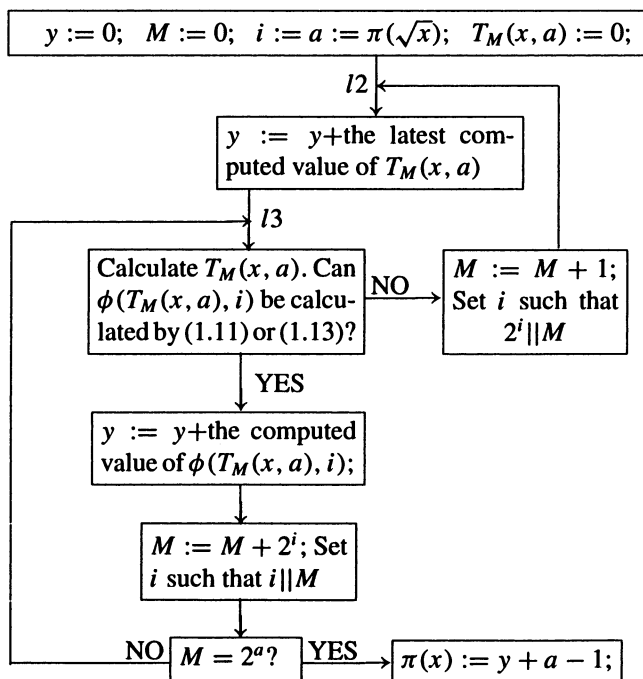
The primes from  $p_6 = 13$  and onwards in the denominators are chosen according to the following scheme, where the ZEROS and ONES are the leading binary digits of the corresponding  $M$ -values. The last five binary digits of  $M$  are used to indicate which of the five primes  $\leq 11$  is involved in each term in a row:

# THE NUMBER OF PRIMES BELOW A GIVEN LIMIT

19	17	13	$M$
		1	$1 \cdot 32 + 1, 2, 4, 8, 16$
	1	0	$2 \cdot 32 + 1, 2, 4, 8, 16$
	1	1	$3 \cdot 32 + 1, 2, 4, 8, 16$
1	0	0	$4 \cdot 32 + 1, 2, 4, 8, 16$
1	0	1	$5 \cdot 32 + 1, 2, 4, 8, 16$
1	1	0	$6 \cdot 32 + 1, 2, 4, 8, 16$
1	1	1	$7 \cdot 32 + 1, 2, 4, 8, 16$

## Mapes' Algorithm

Comparing this computation with the one previously shown for  $\phi(10000, 8)$ , it appears more complicated, but for large values of  $x$  it is actually much faster. As a matter of fact, for large values of  $x$  Mapes' algorithm requires a computing time roughly proportional to  $x^{0.7}$ , while Lehmer's formula (1.5) is somewhat slower. It is, however, a problem to keep track of all the different uses of formula (1.12) which have to be made. To show how this can be done, we reproduce below the algorithm given in Mapes' paper [9].



It is based on the idea of calculating Legendre's sum by Meissel's or Lehmer's formulas, whenever possible, and to use auxiliary tables, like the one we have used

## MAPES' ALGORITHM

above, whenever *this* is possible. Suppose you possess tables for all small values of  $a$  and that you use the tabulated values also to find  $\phi(x, a)$  by (1.9) for some larger values of  $a$ , as described on p. 17. A reasonable maximal value of  $a$  could then be  $a = 10$ , say.

Above is a flow-chart and below is a verbal description of the algorithm for computing  $\pi(x)$ . In the flow-chart,  $y$  denotes the sum of the terms of the Legendre sum calculated so far. The flow chart is constructed according to the following rules:

1. For the computation of  $\pi(x)$ , use the formula

$$\pi(x) = \phi(x, a) + a - 1, \quad \text{with } a = \pi(\sqrt{x}). \quad (1.26)$$

2. Use tables of  $\phi(z, a)$  for all  $a$  up to e.g. 6, and all  $z$  up to  $p_1 p_2 \dots p_a / 2$  to compute this function for all  $a$  up to 10, say. Use also a table of primes, the larger the better.
3. If  $p_a < z < p_{a+1}^4$ , compute  $\phi(z, a)$  as

$$\phi(z, a) = \sum_{s=0}^3 P_s(z, a) = 1 + \pi(z) - a + P_2(z, a) + P_3(z, a), \quad (1.27)$$

where  $P_2(z, a)$  is the Meissel sum (1.4) and  $P_3(z, a)$  is the Lehmer sum (1.6). (If  $z \leq p_a$ , then  $\phi(z, a) = 1$ .)

4. Now compute  $\phi(z, a)$  by aid of the tables and by (1.27), whenever possible, and by re-application of (1.25) if  $a$  is larger than the limit chosen for the tables (10 in our suggestion) and if  $\pi(z)$  is too large to be found in the table of primes used.

In order to demonstrate how Mapes' method works, let us examine the calculation of  $\pi(10^6)$ . The largest prime below  $\sqrt{x} = 10^3$  is  $p_{168} = 997$ . Thus, we start by writing

$$\pi(10^6) = \phi(10^6, 168) + 167.$$

Suppose we have a table of the primes  $< 2000$  stored in the computer and also a table of  $\pi(x)$  up to  $x = 2000$ . Suppose, also, that we have a PASCAL function giving  $\phi(x, a)$  for all  $a$  up to 10 and, whenever possible, that  $\phi(x, a)$  is computed backwards from Lehmer's formula (1.7) by aid of a function `philehmer(x, a)` for  $a > 10$ . Then the flow-chart above results in the addition of the following entities, a fact which has been recorded by putting a so-called tracer on a computer program representing the flow-chart:

## THE NUMBER OF PRIMES BELOW A GIVEN LIMIT

$$\begin{aligned}
 & x - \phi\left(\frac{x}{2}, 0\right) - \cdots - \phi\left(\frac{x}{31}, 10\right) \\
 & - \frac{x}{37} + \phi\left(\frac{x}{2 \cdot 37}, 0\right) + \cdots + \phi\left(\frac{x}{31 \cdot 37}, 10\right) \\
 & - \frac{x}{41} + \phi\left(\frac{x}{2 \cdot 41}, 0\right) + \cdots + \phi\left(\frac{x}{37 \cdot 41}, 11\right) \\
 & - \frac{x}{43} + \phi\left(\frac{x}{2 \cdot 43}, 0\right) + \cdots + \phi\left(\frac{x}{41 \cdot 43}, 12\right) \\
 & \quad \vdots \\
 & - \frac{x}{499} + \phi\left(\frac{x}{2 \cdot 499}, 0\right) + \cdots + \phi\left(\frac{x}{491 \cdot 499}, 94\right).
 \end{aligned}$$

Here the computation changes pattern, due to the fact that for  $p_i > 500$  the value of  $10^6/p_i$  is less than 2000, and thus  $\pi(10^6/p_i)$  can be found directly in the small prime table stored. In this way the values of  $\phi(x/p_i)$  can be computed directly as they stand:

$$- \phi\left(\frac{x}{503}, 95\right) - \phi\left(\frac{x}{509}, 96\right) - \cdots - \phi\left(\frac{x}{997}, 167\right).$$

### Programming Mapes' Algorithm

Having prepared a PASCAL function  $\text{phi}(x, a)$  and a small table of  $\pi(x)$ , it is now easy to program Mapes' algorithm, following the above flow-chart. The only tricky part remaining is how to handle the administrative portion of the program containing the very large numbers  $M$ . Since the  $M$ 's are numbers which in binary representation contain only very few ONE's, a good solution to this problem is to construct a PASCAL procedure `addsparse` for the addition of "sparse binary integers." A sparse binary integer  $M$  may be stored in an array of integers  $a$ , containing information about those powers of 2 which occur in  $M$ . For instance,  $M = 224$ , chosen from the computation above, which has the binary representation  $224 = 32 + 64 + 128 = 2^5 + 2^6 + 2^7$  could be stored as  $a[0]=3$ ,  $a[1]=5$ ,  $a[2]=6$ ,  $a[3]=7$ , where  $a[0]$  contains the *number* of ONE's in  $M$ .—As a suggestion the procedure could be written as follows:

```

PROCEDURE addsparse(u,v : vector; VAR w : vector);
{Adds two sparse binary integer arrays u and v
 and places the result in w}
LABEL 1;
VAR i,j,k,iu,iv,iw,sw,z : INTEGER;

```

## RECENT DEVELOPMENTS

```

BEGIN iu:=u[0]; iv:=v[0]; iw:=iu+iv; w[0]:=iw;
  i:=1; j:=1; k:=1; WHILE (i <= iu) AND (j <= iv) DO
    BEGIN {Here the arrays u and v are merged into w}
      IF u[i]<v[j]
        THEN BEGIN w[k]:=u[i]; i:=i+1 END
        ELSE BEGIN w[k]:=v[j]; j:=j+1 END;
      k:=k+1
    END;
  IF i=iu+1 THEN FOR i:=j TO iv DO w[k+i-j]:=v[i];
  IF j=iv+1 THEN FOR j:=i TO iu DO w[k+j-i]:=u[j];
  {Here w is reduced to "standard form" with all
   additions of individual ONE's carried out}
1: j:=w[0]; FOR i:=2 TO j DO

  BEGIN
    IF w[i-1]=w[i] THEN
      BEGIN w[i-1]:=-1; w[i]:=w[i]+1 END
    END;
  k:=0; FOR i:=1 TO j DO IF w[i] >= 0 THEN
    BEGIN k:=k+1; w[k]:=w[i] END;
  w[0]:=k; sw:=0; FOR i:=2 TO k DO
    IF w[i-1] > w[i] THEN
      BEGIN sw:=1; z:=w[i]; w[i]:=w[i-1]; w[i-1]:=z END;
  IF sw=1 THEN GOTO 1
  {Here w has been reduced to standard form}
END {addsparse};

```

## Recent Developments

J. C. Lagarias, V. S. Miller, and A. M. Odlyzko have in [10] developed a new variant of the Meissel-Lehmer method, in which fewer terms of the form  $\phi(y, b)$  are needed in the decomposition of  $\phi(x, a)$  according to (1.9). This leads to an algorithm, asymptotically faster than Mapes', for computing  $\pi(x)$ , which its discoverers have used to compute  $\pi(x)$  for some large values of  $x$ .

In [11], Lagarias and Odlyzko describe an entirely new analytic method for computing  $\pi(x)$ , based upon the following formula, which is more general than (2.17):

$$\sum_{m=1}^{\infty} \sum_{p^m \leq x} \frac{1}{m} c(p^m) = \lim_{T \rightarrow \infty} \frac{1}{2\pi i} \int_{2-iT}^{2+iT} F(s) \ln \zeta(s) ds \quad (1.28)$$



in which

$$c(u) = \lim_{T \rightarrow \infty} \frac{1}{2\pi i} \int_{2-iT}^{2+iT} F(s) u^{-s} ds. \quad (1.29)$$

The formula is valid whenever the function  $F(s)$  is sufficiently well-behaved. (For some background the reader is referred to pp. 44–47.) The use of this formula for efficient computation of  $\pi(x)$  requires that a suitable function  $F(s)$  is chosen in order that the integral in (1.28) is possible to calculate fast and accurately. (The function  $F$  chosen by Lagarias and Odlyzko actually is a function of  $x$  as well as of several parameters, but this is not exhibited in (1.28) and (1.29).) After this step the calculation of  $\sum_{j=2}^{\infty} \pi(x^{1/j})/j$ , and of the improper integral on the right-hand-side of (1.28) to within less than  $\pm \frac{1}{2}$  have to be carried out. The sum, which is actually a finite sum since  $\pi(x^{1/j}) = 0$  as soon as  $x^{1/j}$  becomes  $< 2$ , presents no difficulty apart from a prime count up to  $x^{\frac{1}{2}}$  (which could be replaced by a recursive computation with the same formula for the argument  $x^{\frac{1}{2}}$ ).

## Results

Mapes used his algorithm to compute  $\pi(x)$  for every million up to 1000 millions. These computations were further extended in 1972 by Jan Bohman [12], who managed to compute  $\pi(x)$  for some isolated values of  $x$  as high as  $4 \cdot 10^{12}$ . He also attempted to compute  $\pi(10^{13})$ , but, as it has later been shown, the value he found was slightly in error. In 1983 Victor Miller computed  $\pi(x)$  for selected values up to  $4 \cdot 10^{16}$ . Recently Marc Deleglise and Joel Rivat have carried this work further up to  $10^{18}$ , this being at present the highest value of  $x$  for which  $\pi(x)$  is known. Computing this single value took 10 days of running time on a computer called HP-PPA. We give here a short table of  $\pi(x)$ :

$n$	$\pi(10^n)$	$n$	$\pi(10^n)$
3	168	11	4 118 054 813
4	1 229	12	37 607 912 018
5	9 592	13	346 065 536 839
6	78 498	14	3 204 941 750 802
7	664 579	15	29 844 570 422 669
8	5 761 455	16	279 238 341 033 925
9	50 847 534	17	2 623 557 157 654 233
10	455 052 511	18	24 739 954 287 740 860

A more complete table is provided at the end of the book.

## COMPARISON BETWEEN THE METHODS DISCUSSED

### Computational Complexity

The study of the *computational complexity* of various problems is a quite recent branch of computer science. Its main goal is to estimate the amount of work that has to be invested to solve a certain problem, the size of which is often determined by the number of input bits. The number of bit-operations needed can be used as a measure of the complexity of the problem. In practice, however, it is somewhat tedious to go down to this fundamental unit of work, mainly since computers mostly perform operations on word sized strings of bits. Now, since different kinds of computers may have different word sizes and may run at different speeds, even the number of operations on word sized strings is not always ideal for describing the computational complexity of a problem. That is why in this book we shall generally restrict ourselves to give only the order of magnitude by which the running time for a certain problem depends on the parameters of that problem.

Also, there is always some solution to a problem which uses the minimal number of operations. (This best solution is, however, rarely known.) But this minimal solution may need an excessively large storage for intermediate results, and for this reason may thus be infeasible in practice. To solve a particular problem could often be done in several ways, and in some of these part of the computing time may be traded for storage, or vice versa. In order to indicate what kind of demands a certain algorithm makes on a computer, we have to give the computing time as well as the storage demand, both as functions of those parameters which determine the size of the problem. Those problems for which the storage demand is modest, we shall only give the amount of work needed to solve the problem. The little table in the next section is an example of how this kind of information could be organized.

### Comparison Between the Methods Discussed

Method	Time	Storage
Legendre	$O(x)$	$O(x^{\frac{1}{2}})$
Meissel	$O(x/(\ln x)^3)$	$O(x^{\frac{1}{2}}/\ln x)$
Lehmer	$O(x/(\ln x)^4)$	$O(x^{\frac{1}{2}}/\ln x)$
Mapes	$O(x^{0.7})$	$O(x^{0.7})$
Lagarias–Miller–Odlyzko	$O(x^{\frac{2}{3}+\epsilon})$	$O(x^{\frac{1}{3}+\epsilon})$
Lagarias–Odlyzko	$O(x^{\frac{2}{3}+\epsilon})$	$O(x^\epsilon)$
Lagarias–Odlyzko	$O(x^{\frac{1}{2}+\epsilon})$	$O(x^{\frac{1}{4}+\epsilon})$

The six methods to compute  $\pi(x)$  discussed in this book, those of Legendre, Meissel, Lehmer, Mapes, Lagarias–Miller–Odlyzko and Lagarias–Odlyzko, differ in various respects. In order to cut down the computational labour, more and more

complicated formulas are constructed. However, most of these new formulas also demand that  $\pi(x)$  is known higher and higher up, at least for some key values of  $x$ . Thus, Bohman's computation of  $\pi(4 \cdot 10^{12})$ , e.g. made use of various values of  $\pi(x)$  as high as  $x = 4 \cdot 10^8$ . In the table above the growth of the computing time with  $x$  and of the storage space required is given for each of the methods discussed in the text. Here the number  $\epsilon$  occurring in some of the exponents tends to zero through positive values, as  $x \rightarrow \infty$ .

## Bibliography

1. D. N. Lehmer, *Factor Table For the First Ten Millions Containing the Smallest Factor of Every Number Not Divisible By 2, 3, 5, Or 7 Between the Limits 0 and 10,017,000*, Hafner, New York, 1956. (Reprint)
2. D. N. Lehmer, *List of Prime Numbers From 1 to 10,006,721*, Hafner, New York, 1956. (Reprint)
3. C. L. Baker and F. J. Gruenberger, *The First Six Million Prime Numbers*, The Rand Corporation, Santa Monica. Published by Microcard Foundation, Madison, Wisconsin, 1959.
4. C. L. Baker and F. J. Gruenberger, *Primes in the Thousandth Million*, The Rand Corporation, Santa Monica, 1958.
5. M. F. Jones, M. Lal and W. J. Blundon, "Statistics on Certain Large Primes," *Math. Comp.* **21** (1967) pp. 103–107.
6. Carter Bays and Richard H. Hudson, "On the Fluctuations of Littlewood for Primes of the Form  $4n \pm 1$ ," *Math. Comp.* **32** (1978) pp. 281–286.
- 6'. A. M. Odlyzko, "Iterated Absolute Values of Differences of Consecutive Primes," *Math. Comp.* **61** (1993) pp. 373–380.
7. A. M. Legendre, *Théorie des Nombres*, Third edition, Paris, 1830. Vol. 2, p. 65.
8. D. H. Lehmer, "On the Exact Number of Primes Less Than a Given Limit," *Ill. Journ. Math.* **3** (1959) pp. 381–388. Contains many references to earlier work.
9. David C. Mapes, "Fast Method for Computing the Number of Primes Less Than a Given Limit," *Math. Comp.* **17** (1963) pp. 179–185.
10. J. C. Lagarias, V. S. Miller and A. M. Odlyzko, "Computing  $\pi(x)$ : The Meissel-Lehmer Method," *Math. Comp.* **44** (1985) pp. 537–560.
11. J. C. Lagarias and A. M. Odlyzko, "Computing  $\pi(x)$ : An Analytic Method," *Journ. of Algorithms* **8** (1987) pp. 173–191.
12. Jan Bohman, "On the Number of Primes Less Than a Given Limit," *Nordisk Tidskrift för Informationsbehandling (BIT)* **12** (1972) pp. 576–577.

## CHAPTER 2

# THE PRIMES VIEWED AT LARGE

### Introduction

Not very much is known about the distribution of the primes. On one hand, their distribution in short intervals seems extremely irregular. This is the reason why it appears impossible to find a simple formula describing the distribution of the primes in any detail. On the other hand, the distribution of the primes, viewed at large, can be very well approximated by simple formulas.

As a mathematical theory, the distribution of prime numbers is quite inhomogeneous. Although Euclid has proved that there are infinitely many primes, and Legendre and Gauss, as early as about 1800, conjectured some of the basic theorems, the theory is still a mixture of unsolved problems, more or less reasonable conjectures and a few proved theorems. The proved theorems mostly cover only simple cases, as compared with existing conjectures, and their proofs are often extremely complicated. Many of the proofs are not elementary, relying upon theorems in the theory of functions. This is the reason why in this and the next chapter we sometimes have to refrain from proving even some of the fundamental theorems.—We shall also discuss some of the existing conjectures, together with theoretical or numerical evidence which appears to support or to contradict the conjecture in question.

### No Polynomial Can Produce Only Primes

In the search for formulas yielding all primes (and no other numbers) some remarkable polynomials have been found, whose values contain a surprisingly large proportion of primes. One of these is  $P(x) = x^2 - x + 17$  which is prime for  $x = 0, 1, 2, 3, \dots, 16$  but obviously is composite for  $x = 17$ , since  $P(17) = 17^2 - 17 + 17$  must be divisible by 17. Still more remarkable is the polynomial  $x^2 - x + 41$ , found by Euler, yielding primes for  $x = 0, 1, 2, \dots, 40$  but being composite for  $x = 41$ , since  $41|41^2 - 41 + 41$ .—We here take the opportunity to indicate a connection between these remarkable polynomials and those quadratic fields  $\mathbb{Q}(\sqrt{D})$  in which the theorem of unique factorization into prime factors is valid. The two polynomials mentioned above as examples of polynomials rich in primes have precisely the discriminants  $D = -67$  and  $D = -163$ ,

## THE PRIMES VIEWED AT LARGE

mentioned in Theorem A4.4 on p. 295.—Another polynomial, being even richer in primes than  $x^2 - x + 41$  is Edgar Karst's  $2x^2 - 199$ , yielding 150 primes (and the number 1) for  $x = 0, 1, 2, \dots, 198$ . Other such polynomials are  $x^2 + x + 27941$ , discovered by Beeger in 1938, and some more recently found  $x^2 + x + A$  for the following four values of  $A$ : 72491, 247757, 85403497, and 1328742 79528931, the last value of  $A$  representing the most prime-dense quadratic polynomial so far constructed.—See [1'].

The proof that no (non-constant) polynomial can yield only primes is quite simple. The assertion follows from the fact that any polynomial is unbounded when the variables tend to infinity. (It may happen that the values of a polynomial are bounded when the variables tend to infinity in *certain directions*, but not in *all directions*.) Suppose, there were a polynomial in  $n$  variables,  $P(x, y, z, \dots)$ , yielding only primes for integer values of the variables. First, write  $P = Q_n(x, y, z, \dots) +$  terms of lower degree  $+ a$ , where  $Q_n$  is a *homogenous* polynomial of degree  $n$ , representing all terms of the highest degree  $n$  of  $P$ , and  $a$  is the constant term, which we to begin with shall assume is  $\neq 0$  and  $\neq \pm 1$ . If  $n > 0$ , then  $Q_n$  tends to infinity when the variables do so in at least one direction  $(\xi, \eta, \zeta, \dots)$  in  $n$ -space because if  $Q_n$  is considered as a polynomial of one of its variables only, it has this property. Next, because  $Q_n$  is continuous,  $Q_n$  tends to infinity not only in the direction mentioned, but also in some narrow cone, with  $(\xi, \eta, \zeta, \dots)$  as axis, and the same is true for  $P(x, y, z, \dots)$ , being dominated by its highest degree terms,  $Q_n$ , as all the variables tend to infinity in the direction considered. Finally, if all the variables are chosen as integer multiples of the constant term  $a$ , clearly  $a|P(x, y, z, \dots)$ . Since any cone will, only if we proceed far enough from the origin, contain points belonging to any point lattice  $(al, am, an, \dots)$ , where  $l, m, n, \dots$  all are integers, the above construction leads to *integer* values of the variables  $(x, y, z, \dots)$  for which  $a|P(x, y, z, \dots)$  with  $P(x, y, z, \dots)$  large, i.e. with the quotient  $|P(x, y, z, \dots)/a| > 1$ , showing that the value of  $P(x, y, z, \dots)$  is *composite* for the particular set of variables arrived at in this way. (It is only at this very last point of the proof that we have to make use of the assumption that  $a \neq 0$  or  $\neq \pm 1$ .)

If, on the contrary, we assume that  $a = 0$  or  $\pm 1$ , then we start by moving the origin to a point  $(b, c, d, \dots)$  with integer coordinates, for which the value of  $P(b, c, d, \dots) = s$  is large. That such a point exists is clear from the proof given above. This transformation  $x' = x - b, y' = y - c, z' = z - d, \dots$  gives a new polynomial  $P'(x', y', z', \dots)$  with its constant term  $P'(0, 0, 0, \dots) = P(b, c, d, \dots) = s$ , now a *large* integer and thus  $\neq 0$  or  $\pm 1$ . Since  $x, y, z, \dots$  and  $x', y', z', \dots$  take integer values at the same time, the sets of values of  $P$  and of  $P'$  for integer values of the variables are also the same. Applying our proof for the case when  $a \neq 0$  or  $\pm 1$  on  $P'$  we arrive at the conclusion that neither in one of these cases can  $P$  take only prime values. This concludes the proof that no (non-constant) polynomial can give only primes for integer values of the variables.

## FORMULAS YIELDING ALL PRIMES

### Formulas Yielding All Primes

There *exist* certain formulas which yield all the primes and no other numbers. However, these are misleading, in that they either presuppose, in some latent way, the knowledge of each individual prime, or rely on the bogus definition of a prime as a non-composite number.—As an example of a formula of the first kind consider the following algorithm: Taking the number  $x = 0.2030507011013017019023029\dots$  as a starting point, extract a suitable total of adjacent digits and the primes will emerge! This is quite obviously cheating, since all the individual primes must be known in advance before the number  $x$  can be exploited.

A formula of the second kind mentioned is the polynomial given below, *whose positive values consist of all the primes, when the variables range over all non-negative integers*. The polynomial also yields negative values (as a matter of fact it does so for most values of the variables), but these are not necessarily (negative) primes.

$$\begin{aligned}
 &(k+2) \{ 1 - [wz + h + j - q]^2 - [(gk + 2g + k + 1)(h + j) + h - z]^2 - \\
 &\quad - [16(k+1)^3(k+2)(n+1)^2 + 1 - f^2]^2 - [2n + p + q + z - e]^2 - \\
 &\quad - [e^3(e+2)(a+1)^2 + 1 - o^2]^2 - [(a^2 - 1)y^2 + 1 - x^2]^2 - \\
 &\quad - [16r^2y^4(a^2 - 1) + 1 - u^2]^2 - [n + l + v - y]^2 - \\
 &\quad - [(a^2 - 1)l^2 + 1 - m^2]^2 - [ai + k + 1 - l - i]^2 - \\
 &\quad - [\{(a + u^2(u^2 - a))^2 - 1\} (n + 4dy)^2 + 1 - (x + cu)^2]^2 - \\
 &\quad - [p + l(a - n - 1) + b(2an + 2a - n^2 - 2n - 2) - m]^2 - \\
 &\quad - [q + y(a - p - 1) + s(2ap + 2a - p^2 - 2p - 2) - x]^2 - \\
 &\quad - [z + pl(a - p) + t(2ap - p^2 - 1) - pm]^2 \}.
 \end{aligned}$$

For the deduction of these types of formula, see [1].—The reader might wonder how this expression, being the product of two factors,  $(k+2)$  and the complicated factor within the large curly brackets, can produce any primes at all. Well, this is merely an apparent paradox, since the only *positive* value assumed by the second factor happens to be the value 1. Looking closer at the second factor the reader will notice that it has the form

$$1 - \sum_{i=1}^{14} (\text{expression}_i)^2$$

A factor of this form can obviously take only the values 1, 0, and *negative* values, and thus, once again we have been deceived, the whole thing being the following statement in disguise:

## THE PRIMES VIEWED AT LARGE

$k + 2$  is prime if and only if the following diophantine system of 14 equations in 26 variables has a positive integral solution:

$$\left\{ \begin{array}{l} wz + h + j - q = 0 \\ (gk + 2g + k + 1)(h + j) + h - z = 0 \\ 16(k + 1)^3(k + 2)(n + 1)^2 + 1 - f^2 = 0 \\ 2n + p + q + z - e = 0 \\ e^3(e + 2)(a + 1)^2 + 1 - o^2 = 0 \\ (a^2 - 1)y^2 + 1 - x^2 = 0 \\ 16r^2y^4(a^2 - 1) + 1 - u^2 = 0 \\ n + l + v - y = 0 \\ (a^2 - 1)l^2 + 1 - m^2 = 0 \\ ai + k + 1 - l - i = 0 \\ \{(a + u^2(u^2 - a))^2 - 1\} (n + 4dy)^2 + 1 - (x + cu)^2 = 0 \\ p + l(a - n - 1) + b(2an + 2a - n^2 - 2n - 2) - m = 0 \\ q + y(a - p - 1) + s(2ap + 2a - p^2 - 2p - 2) - x = 0 \\ z + pl(a - p) + t(2ap - p^2 - 1) - pm = 0. \end{array} \right.$$

It is the author's hope that the reader has not been greatly disappointed by this revelation of the true nature of this prime-producing polynomial. Remember that *no polynomial can produce only primes*, so that there must be some trick involved in arriving at a polynomial producing all positive primes (and a large number of negative composite integers).

### The Distribution of Primes Viewed at Large. Euclid's Theorem

We now give Euclid's extremely elegant proof of the infinitude of primes. (This proof, as a matter of fact, is frequently given as an example of indirect proof.) Suppose there exist only a finite number of primes,  $p_1, p_2, \dots, p_n$ . Now, consider the integer  $N = p_1 p_2 \cdots p_n + 1$ . None of the existing primes divides  $N$ , since the division  $N/p_i$  will always give the remainder 1. Thus either  $N$  is a (new) prime number, or  $N$  contains a (new) prime factor, which is different from all the ones given. Therefore we conclude that there must be an infinitude of primes.

**Example.** The following construction starts with the prime 2 and yields at least one new prime in each step:

$$N_2 = 2 + 1 = 3 \text{ (prime)}$$

$$N_3 = 2 \cdot 3 + 1 = 7 \text{ (prime)}$$

$$N_4 = 2 \cdot 3 \cdot 7 + 1 = 43 \text{ (prime)}$$

## THE PRIME NUMBER THEOREM

$$N_5 = 2 \cdot 3 \cdot 7 \cdot 43 + 1 = 1807 = 13 \cdot 139 \text{ (yielding two primes)}$$

$$N_6 = 2 \cdot 3 \cdot 7 \cdot 43 \cdot 139 + 1 = 251035 = 5 \cdot 50207 \text{ (yielding two primes)}$$

$$N_7 = 2 \cdot 3 \cdot 7 \cdot 43 \cdot 139 \cdot 50207 + 1 = 126\,036\,640\,39 = \\ = 23 \cdot 1607 \cdot 340999 \text{ (yielding three primes)}$$

$$N_8 = 2 \cdot 3 \cdot 7 \cdot 43 \cdot 139 \cdot 50207 \cdot 340999 + 1 = 4298368\,33293963 = \\ = 23 \cdot 79 \cdot 23653\,47734339 \text{ (yielding three primes)}$$

$$N_9 = 2 \cdot 3 \cdot 7 \cdot 43 \cdot 139 \cdot 50207 \cdot 340999 \cdot 23652\,47734339 + 1 = \\ = 10165\,87861619\,05754590\,68761119 = \\ = 17 \cdot 1277\,70091783 \cdot 4\,68022256\,41471129 \text{ (yielding three primes)}$$

### The Formulas of Gauss and Legendre for $\pi(x)$

#### The Prime Number Theorem

Let us start as Legendre and Gauss did and try to estimate the number of primes  $\leq x$  by counting the number  $s$  of primes in suitable intervals. We choose the intervals  $[0.95 \cdot 10^n, 1.05 \cdot 10^n]$  for  $n = 3(1)7$  and the intervals  $[10^n, 10^n + 150000]$  for  $n = 8(1)15$ . In each of these intervals of length  $d$  we calculate the proportion  $(s/d) \times 10,000$  of prime numbers. The result is shown in the table on the next page, where the values given in the last two columns have been rounded. By studying the figures, we observe that the density of primes in an interval, centered around  $x$ , slowly decreases as  $x$  grows. Which law does this function obey? Comparing the values found for  $x = 10^n$  and  $x = 10^{2n}$ , we find that the density of primes is approximately halved when  $x$  is squared. Mathematically, this is described by the function  $1/\ln x$ , since  $1/\ln(x^2) = 0.5/\ln x$ . Let us compare the density of primes with  $1/\ln x$  (natural logarithms!), the values of which we have given in the last column of the table above. We see that both columns agree well except for the smaller values of  $x$ . This disagreement is obviously caused by local irregularities in the distribution of primes, which more heavily influence the number of primes in short than in long intervals. This striking agreement between the density of primes in an interval centred around  $x$  and the function  $1/\ln x$  was discovered independently by Legendre and by Gauss, who formulated the following approximations to  $\pi(x)$ :

$$\pi(x) \approx \frac{x}{\ln x - B}, \quad B = 1.08366 \quad (\text{Legendre}) \quad (2.1)$$

$$\pi(x) \approx \int_2^x \frac{dx}{\ln x} \quad (\text{Gauss}) \quad (2.2)$$



## THE PRIMES VIEWED AT LARGE

The number $s$ of primes in different intervals $[x - d/2, x + d/2]$				
$x$	$d$	$s$	$\frac{10000s}{d}$	$\frac{10000}{\ln x}$
$10^3$	$10^2$	15	1500	1448
$10^4$	$10^3$	107	1070	1086
$10^5$	$10^4$	867	867	869
$10^6$	$10^5$	7227	723	724
$10^7$	$10^6$	62031	620	620
$10^8 + 75000$	150000	8154	544	543
$10^9 + 75000$	150000	7242	483	483
$10^{10} + 75000$	150000	6511	434	434
$10^{11} + 75000$	150000	5974	398	395
$10^{12} + 75000$	150000	5433	362	362
$10^{13} + 75000$	150000	5065	338	334
$10^{14} + 75000$	150000	4643	310	310
$10^{15} + 75000$	150000	4251	283	290

Nowadays, the latter approximation is usually replaced by the so-called logarithmic integral, defined by

$$\operatorname{li} x = \int_0^x \frac{dx}{\ln x},$$

where this improper integral has to be interpreted as

$$\operatorname{li} x = \lim_{\epsilon \rightarrow +0} \left( \int_0^{1-\epsilon} \frac{dx}{\ln x} + \int_{1+\epsilon}^x \frac{dx}{\ln x} \right). \quad (2.3)$$

The approximation by Gauss (2.2) and the logarithmic integral differ only by a constant,  $\operatorname{li} 2 = 1.045$ .—The approximations by Gauss and Legendre are in fact related, since

$$\begin{aligned} \int \frac{dx}{\ln x} &= \frac{x}{\ln x} + \int \frac{dx}{(\ln x)^2} = \\ &= \frac{x}{\ln x} + \frac{x}{(\ln x)^2} + 2 \int \frac{dx}{(\ln x)^3} = \\ &= \frac{x}{\ln x - 1} - \frac{x}{(\ln x)^2 (\ln x - 1)} + 2 \int \frac{dx}{(\ln x)^3}. \end{aligned} \quad (2.3A)$$

## THE PRIME NUMBER THEOREM

The last two terms of (2.3A) are of smaller order of magnitude than the leading term  $x/(\ln x - 1)$  as  $x \rightarrow \infty$ , and hence we have

$$\lim_{x \rightarrow \infty} \frac{\text{li } x}{x/\ln x} = \lim_{x \rightarrow \infty} \frac{\text{li } x}{x/(\ln x - 1)} = 1.$$

We may thus expect that the approximations given by Legendre and by Gauss should be about equally good, unless there is some particular reason in favour of one or the other.

The first mathematician to *prove* something in the direction of these formulas was Chebyshev, who around 1850 proved that

$$A \text{ li } x < \pi(x) < B \text{ li } x \quad (2.4)$$

for some suitably chosen values of the constants  $A$  and  $B$ . This establishes the fact that  $\pi(x)$  has the same order of magnitude as  $\text{li } x$  (and thus also as  $x/\ln x$ ) as  $x \rightarrow \infty$ . (In honour of this mathematician,  $\pi(x) \approx \text{li } x$  is often called Chebyshev's approximation.)

In 1896, Hadamard and de la Vallée-Poussin independently of each other proved *The Prime Number Theorem*:

$$\pi(x) \sim \text{li } x, \quad \text{as } x \rightarrow \infty. \quad (2.5)$$

(This formula reads:  $\pi(x)$  is asymptotically equal to  $\text{li } x$ .) The Prime Number Theorem can be reformulated as

$$\lim_{x \rightarrow \infty} \frac{\pi(x)}{\text{li } x} = 1. \quad (2.6)$$

The Prime Number Theorem provides information about the error introduced by Gauss' approximation. It tells us that the relative error of the approximation,  $(\text{li } x - \pi(x))/\pi(x)$ , tends to 0 as  $x$  tends to infinity. The *absolute error*,  $\text{li } x - \pi(x)$ , however, may be large, something which will be discussed later.

Unfortunately, the scope of this book does not allow for a proof of the Prime Number Theorem. We must refer the reader to [2], which gives an elementary (but very tedious) proof, or to [3], which provides a proof based on the theory of functions.

**Exercise 2.1. Computing  $\text{li } x$ .** Write a FUNCTION `li(x)` for  $\text{li } x$ , utilizing the continued fraction expansion

$$\text{li}(e^z) = \cfrac{e^z}{z} - \cfrac{1}{1} - \cfrac{1}{z} - \cfrac{2}{1} - \cfrac{2}{z} - \cfrac{3}{1} - \cfrac{3}{z} - \dots$$

Compute the continued fraction backwards, starting with the term  $10/z$ . Test values can be found in Table 3 (compute  $\text{li } x$  as  $\pi(x) + (\text{li } x - \pi(x))$ ).

## THE PRIMES VIEWED AT LARGE

### The Chebyshev Function $\theta(x)$

A variation of the prime number theorem which is sometimes useful depends on the *Chebyshev function*  $\theta(x) = \sum_{p \leq x} \ln p$ . Using the prime number theorem, this function can be estimated in the following way:

$$\begin{aligned}\theta(x) &= \int_{2-0}^x \ln x \, d\pi(x) = [\pi(x) \ln x]_{2-0}^x - \int_2^x \frac{\pi(x)}{x} dx = \\ &= \pi(x) \ln x + O\left(\frac{x}{\ln x}\right),\end{aligned}$$

and thus

$$\theta(x) = \sum_{p \leq x} \ln p \sim \pi(x) \ln x \sim x, \quad (2.6A)$$

which is equivalent to the prime number theorem. In order to see how good this approximation for  $\theta(x)$  is, we give, for some selected values of  $x$ , the value of  $\theta(x)$ :

$x$	$10^2$	$10^3$	$10^4$	$10^5$
$\theta(x)$	83.73	956.25	9895.99	99685.4

See also p. 57 for some sharp estimates of  $\theta(x)$ .

### The Riemann Zeta-function

The approximations to  $\pi(x)$  by Gauss and by Legendre were found by empiric methods. Riemann was the first who with great success systematically deduced relations between the primes and already known mathematical functions. Riemann's starting point was a relation discovered already by Euler,

$$\zeta(s) = \sum_{n=1}^{\infty} \frac{1}{n^s} = \prod_p \frac{1}{1 - p^{-s}}, \quad (2.7)$$

where the infinite product is taken over all primes. The function  $\zeta(s)$  is called the Riemann zeta-function and (2.7) is a highly informative formula from which many properties of the primes can be deduced. It is very important because it relates each individual prime  $p$  to the simple sum  $\sum n^{-s}$ . Thus the properties of the primes are via (2.7) transformed into properties of the sum and this *without the necessity of specifying each individual prime!*—(2.7) can be deduced in the following manner: Write each factor of the infinite product as a (convergent) geometric series

$$\frac{1}{1 - p^{-s}} = 1 + p^{-s} + p^{-2s} + p^{-3s} + \dots$$

## THE RIEMANN ZETA-FUNCTION

Multiply all these series together to obtain the result

$$\sum (2^{\alpha_1} 3^{\alpha_2} \dots p_n^{\alpha_n})^{-s}$$

where the summation must cover all combinations of non-negative integer exponents  $\alpha_i$  and all primes  $p_i$ . Now the fundamental theorem of arithmetic tells us that the products so obtained are precisely all the positive integers, raised to the power  $-s$ , because each integer has a unique representation in the form  $2^{\alpha_1} 3^{\alpha_2} \dots p_n^{\alpha_n}$ . But this is exactly what appears in  $\sum n^{-s}$ .

Riemann's basic idea was to put the so-called theory of analytic functions (differentiable functions of one complex variable) to work. This is effected by extending the variable  $s$ , which in (2.7) is restricted to  $s > 1$ , to a complex variable  $s = \sigma + it$ . In order for  $\sum_{n=1}^{\infty} n^{-s}$  to converge,  $\sigma$  must be  $> 1$ . However, with so-called analytic continuation, Riemann was able to extend the function to all real and complex values of  $s$  except  $s = 1$ , which is a singularity, and for which  $|\zeta(s)| = \infty$ . The extension of the definition of  $\zeta(s)$  to all  $s$  with  $\sigma > 0$  is achieved by considering

$$\begin{aligned} (1 - 2 \cdot 2^{-s})\zeta(s) &= \zeta(s) - 2 \cdot 2^{-s}\zeta(s) = \\ &= 1 + 2^{-s} + 3^{-s} + 4^{-s} + 5^{-s} + 6^{-s} + \dots - \\ &\quad - 2 \cdot 2^{-s} - 2 \cdot 4^{-s} - 2 \cdot 6^{-s} - \dots = \\ &= 1 - 2^{-s} + 3^{-s} - 4^{-s} + 5^{-s} - \dots = \sum_{n=1}^{\infty} \frac{(-1)^{n-1}}{n^s}. \end{aligned}$$

This series converges for all  $s$  with  $\sigma > 0$ . Thus  $\zeta(s)$  may be written as

$$\zeta(s) = \frac{1}{1 - 2^{1-s}} \sum_{n=1}^{\infty} \frac{(-1)^{n-1}}{n^s}, \quad \text{when } \sigma > 0, \text{ if } s \neq 1. \quad (2.8)$$

For  $\sigma \leq 0$  the so-called functional equation

$$\zeta(1-s) = 2^{1-s} \pi^{-s} \cos \frac{\pi s}{2} \Gamma(s) \zeta(s) \quad (2.9)$$

can be used to obtain the values of  $\zeta(s)$ . Here  $\Gamma(s)$  is the gamma function, defined for  $\sigma > 0$  as

$$\Gamma(s) = \int_0^{\infty} x^{s-1} e^{-x} dx. \quad (2.10)$$

**Exercise 2.2. Computing  $\zeta(s)$ .**  $\zeta(s)$  may be computed by aid of the Euler–Maclaurin sum formula:

$$\begin{aligned} \zeta(s) &= \sum_{n=1}^{N-1} n^{-s} + \frac{1}{s-1} N^{1-s} + \frac{1}{2} N^{-s} + \frac{s}{12} N^{-s-1} - \\ &\quad - \frac{s(s+1)(s+2)}{720} N^{-s-3} + \frac{s(s+1) \dots (s+4)}{30240} N^{-s-5} - \dots \end{aligned}$$

## THE PRIMES VIEWED AT LARGE

This is a so-called semiconvergent asymptotic series. The truncation error made in breaking off the summation is always less than the immediately following term. Write a FUNCTION `zeta(s)` performing the summation of the series. In single precision arithmetic (about 8 decimal digits), a suitable value of  $N$  is 10. Break off the series immediately before the last term written out above. Check your values against the known exact values of  $\zeta(2) = \pi^2/6$ ,  $\zeta(4) = \pi^4/90$ ,  $\zeta(6) = \pi^6/945$ ,  $\zeta(8) = \pi^8/9450$  and  $\zeta(10) = \pi^{10}/93555$ .

The connection between the Riemann zeta-function and the primes is evident from the infinite product in (2.7). To write  $\pi(x)$  with the aid of  $\zeta(s)$  will require theorems and techniques from the theory of functions that we have to omit. A detailed deduction can be found in [4]. We can only hint at some of the highlights of the theory. The first is that Riemann found the function

$$f(x) = \pi(x) + \frac{1}{2}\pi(x^{\frac{1}{2}}) + \frac{1}{3}\pi(x^{\frac{1}{3}}) + \frac{1}{4}\pi(x^{\frac{1}{4}}) + \dots = \sum_{n=1}^{\infty} \frac{1}{n} \pi(x^{\frac{1}{n}}) \quad (2.11)$$

to be of more fundamental importance than  $\pi(x)$  itself for the study of the desired relation between  $\pi(x)$  and  $\zeta(s)$ . This sum is only formally infinite, since  $\pi(x^{1/n}) = 0$ , as soon as  $x^{1/n}$  decreases below 2, which will happen as soon as  $n > \ln x / \ln 2$ .  $f(x)$  has jump discontinuities with jumps  $1/r$  when  $x$  passes a prime power  $p^r$ . (When  $x$  passes a prime  $p$ , this is regarded as the prime power  $p^1$ .) Let us now (as is usual in working with trigonometric series) modify the definition (2.11) to read

$$f(p^r) = \lim_{\epsilon \rightarrow +0} \frac{f(p^r - \epsilon) + f(p^r + \epsilon)}{2}. \quad (2.12)$$

This means that all jumps have been split into two equal halves. The graph of the function  $f(x)$ , modified in this way, is shown on p. 48. Each time  $x$  is a prime power  $p^r$ ,  $f(x)$  increases by the amount  $1/r$ , but  $f(x)$  is constant between the jumps.

The simplest relation between the Riemann zeta-function and  $f(x)$  is

$$\frac{\ln \zeta(s)}{s} = \int_1^{\infty} f(x) x^{-s-1} dx, \quad (2.13)$$

which can be deduced as follows:

$$\begin{aligned} \ln \zeta(s) &= \ln \prod_p (1 - p^{-s})^{-1} = - \sum_p \ln(1 - p^{-s}) = \\ &= \sum_p p^{-s} + \frac{1}{2} \sum_p p^{-2s} + \frac{1}{3} \sum_p p^{-3s} + \dots \end{aligned} \quad (2.14)$$

## THE ZEROS OF THE ZETA-FUNCTION

Using Stieltjes' integrals (see Appendix 11 for this important tool!) and performing integration by parts, we obtain

$$s \int_1^{\infty} \pi(x) x^{-s-1} dx = [-x^{-s} \pi(x)]_1^{\infty} + \int_1^{\infty} x^{-s} d\pi(x) = \sum_p p^{-s}, \quad (2.15)$$

since for  $s > 1$  the integrated term vanishes both at  $x = \infty$  and  $x = 1$ . In an analogous manner, we find that

$$s \int_1^{\infty} \pi(x^{\frac{1}{n}}) x^{-s-1} dx = \int_1^{\infty} x^{-s} d\pi(x^{\frac{1}{n}}) = \sum_p p^{-ns}. \quad (2.16)$$

Next, inserting the definition of  $f(x)$  from (2.11) in the integral of (2.13), and using (2.15) and (2.16) as well as taking (2.14) into account, the integral is reduced to  $\ln \zeta(s)/s$ .—Formula (2.13) can, in fact, be transformed in several different ways. One form, in which the so-called Mellin transform has been used, is the following:

$$\lim_{T \rightarrow \infty} \frac{1}{2\pi i} \int_{2-iT}^{2+iT} \frac{x^s}{s} \ln \zeta(s) ds = \begin{cases} \sum_{j=1}^{\infty} \frac{1}{j} \pi(x^{\frac{1}{j}}), & \text{if } x \neq p^m \\ \sum_{j=1}^{\infty} \frac{1}{j} \pi(x^{\frac{1}{j}}) - \frac{1}{2m}, & \text{if } x = p^m. \end{cases} \quad (2.17)$$

In this equation  $f(x)$  has been expressed with the aid of known functions. However, the integral is very difficult to determine with high accuracy; thus (2.17) is of no immediate value in the computation of  $f(x)$  and  $\pi(x)$ . An efficient formula for numerical computations has been devised by Lagarias and Odlyzko, and used to calculate  $\pi(x)$  for large values of  $x$ ; see p. 33!

### The Zeros of the Zeta-function

There is also a reasonably simple connection between  $f(x)$  and the *zeros* of the Riemann zeta-function:

$$f(x) = \text{li } x - \sum_{\rho} \text{li}(x^{\rho}) + \int_x^{\infty} \frac{dt}{(t^2 - 1)t \ln t} - \ln 2. \quad (2.18)$$

This formula was published by Riemann in 1859 and proved by von Mangoldt in 1895. Here  $\rho$  denotes all the complex zeros of the Riemann zeta-function, and  $\text{li}(x^{\rho}) = \text{li}(e^{\rho \ln x})$  is the logarithmic integral of a complex variable, defined by

$$\text{li}(e^{u+iv}) = \int_{-\infty+iv}^{u+iv} \frac{e^z}{z} dz, \quad v \neq 0. \quad (2.19)$$

## THE PRIMES VIEWED AT LARGE

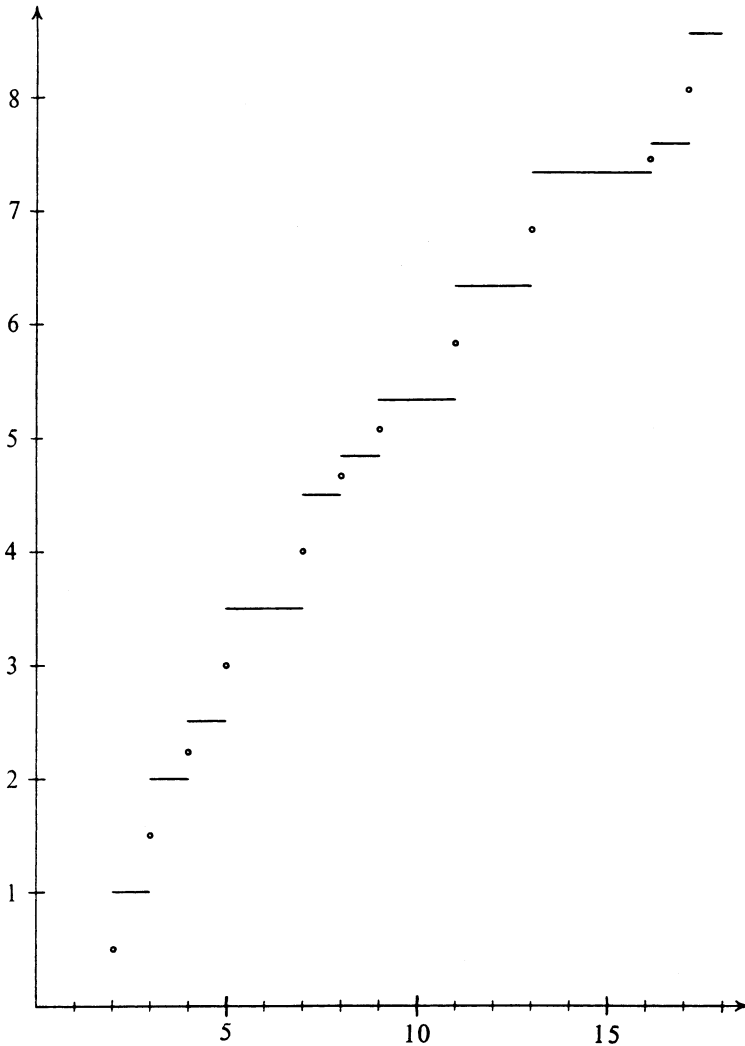


Figure 2.1. The step-function  $f(x) = \sum_{n=1}^{\infty} \frac{\pi(x^{1/n})}{n}$

A complication is that  $\sum \text{li}(x^\rho)$  is only a conditionally convergent infinite series; thus the value of its sum is dependent on the order of summation of its terms. The summation has to be carried out in increasing order of magnitude of the complex zeros. It was in connection with these investigations that Riemann formulated his famous conjecture, for which no proof has been found so far. Riemann conjectured that the complex zeros of the zeta-function all have their real part  $\sigma = 1/2$  and are all simple zeros. By means of extremely laborious but delicate computations, it has

## CONVERSION FROM $f(x)$ BACK TO $\pi(x)$

been proved by Brent, van de Lune, te Riele and Winter that the first 1,500,000,001 zeros on each side of the  $\sigma$ -axis all lie *exactly* on the line  $\sigma = 1/2$  and are simple zeros, see [5] and [6]. This covers the segment  $|t| < 545,439,823.215$  of the line  $\sigma = 1/2$ , since the number of zeros below  $t$  is  $\approx u \ln u - u - 1/8$ , with  $u = t/2\pi$ . A detailed error analysis of the computations executed in the computer program used proves the correctness of the computer's results.—Also, much larger intervals of substantial length have been searched for the zeros, see [6'], where a large interval about the  $10^{20}$ th zero is studied.—If the Riemann hypothesis is true, then the order of magnitude of the terms  $\text{li}(x^\rho)$  in (2.18) will be  $O(\sqrt{x})$ , and the function  $f(x)$  will be approximated by its leading term,  $\text{li } x$ , with an error of the order of magnitude  $O(\sqrt{x} \ln x)$ , as can be proved by a detailed analysis. Thus, *assuming the truth of the Riemann hypothesis*, we have the conjectured error term

$$f(x) \stackrel{c}{=} \text{li } x + O(\sqrt{x} \ln x). \quad (2.20)$$

### Conversion From $f(x)$ Back to $\pi(x)$

If  $\text{li } x$  is a good approximation to  $f(x)$ , what can be said about  $\pi(x)$ ? In the definition (2.11),  $f(x)$  is a rather complicated function of  $\pi(x)$ . Fortunately, however, there exists an inversion formula by which  $\pi(x)$  can be expressed in terms of  $f(x)$ :

$$\pi(x) = \sum_{n=1}^{\infty} \frac{\mu(n)}{n} f(x^{1/n}). \quad (2.21)$$

The function  $\mu(n)$ , which appears here, is called the Möbius function and is defined by the rules

$$\mu(n) = \begin{cases} 1, & \text{if } n = 1 \\ 0, & \text{if } n \text{ contains some multiple prime factor} \\ (-1)^k, & \text{if } n \text{ is the product of } k \text{ distinct primes.} \end{cases} \quad (2.22)$$

The most important property of the Möbius function is

$$\sum_{d|n} \mu(d) = \begin{cases} 1, & \text{if } n = 1 \\ 0, & \text{if } n > 1. \end{cases} \quad (2.23)$$

(Note that also the improper divisors  $d = 1$  and  $d = n$  of  $n$  have to be included in this formula!) To prove (2.23), suppose that  $n = \prod_{i=1}^s p_i^{\alpha_i}$ , with all  $p_i$  being different primes. Then  $d|n$ , and  $\mu(d) = (-1)^k$  if  $d$  is a product of precisely  $k$  different members of the set of  $s$  primes  $p_i$ . This case will occur for  $\binom{s}{k}$  different divisors  $d$  of  $n$ . All divisors  $d$  of  $n$  containing one or several of the primes  $p_i$  *twice or more* have  $\mu(d) = 0$ , according to the definition of  $\mu(d)$ . Thus

$$\sum_{d|n} \mu(d) = \sum_{k=0}^s (-1)^k \binom{s}{k} = (1-1)^s = 0, \quad \text{if } s \geq 1.$$



## THE PRIMES VIEWED AT LARGE

The relation (2.23) has as one of its consequences that

$$\sum_{n=1}^{\infty} \frac{\mu(n)}{n^s} = \frac{1}{\zeta(s)}, \quad (2.24)$$

since

$$\begin{aligned} \zeta(s) \sum_{n=1}^{\infty} \frac{\mu(n)}{n^s} &= \sum_{m=1}^{\infty} \frac{1}{m^s} \sum_{d=1}^{\infty} \frac{\mu(d)}{d^s} = \sum \frac{\sum_{d|md} \mu(d)}{(md)^s} = \\ &= \sum_{n=1}^{\infty} \frac{\sum_{d|n} \mu(d)}{n^s} = 1 \cdot 1^{-s} = 1. \end{aligned}$$

That (2.21) is equivalent to (2.11) is now proved in the following way:

$$\begin{aligned} \sum_1^{\infty} \frac{\mu(n)}{n} f(x^{\frac{1}{n}}) &= \sum_{n=1}^{\infty} \left( \frac{\mu(n)}{n} \sum_{m=1}^{\infty} \frac{\pi(x^{1/mn})}{m} \right) = \sum_{n=1}^{\infty} \sum_{m=1}^{\infty} \frac{\mu\left(\frac{mn}{m}\right)}{mn} \pi(x^{1/mn}) \\ &= \sum_{u=1}^{\infty} \sum_{m|u} \frac{\mu\left(\frac{u}{m}\right)}{u} \pi(x^{1/u}) = \sum_{u=1}^{\infty} \left( \frac{\pi(x^{1/u})}{u} \sum_{d|u} \mu(d) \right) = \pi(x), \end{aligned}$$

according to (2.23).

### The Riemann Prime Number Formula

If  $f(x)$  in (2.21) is approximated by  $\text{li } x$ , we obtain Riemann's famous prime number formula:

$$\begin{aligned} R(x) &= \sum_1^{\infty} \frac{\mu(n)}{n} \text{li}(x^{\frac{1}{n}}) = \\ &= \text{li } x - \frac{1}{2} \text{li}(x^{\frac{1}{2}}) - \frac{1}{3} \text{li}(x^{\frac{1}{3}}) - \frac{1}{5} \text{li}(x^{\frac{1}{5}}) + \frac{1}{6} \text{li}(x^{\frac{1}{6}}) - \dots \quad (2.25) \end{aligned}$$

The leading term in (2.25) is the approximation of Gauss,  $\text{li } x$ , and the maximum error of (2.25) is of the same order of magnitude as it is for the approximation  $\text{li } x$ . For the numerical computation of  $\text{li } x$  and  $R(x)$ , it is convenient to use their power series expansions in the variable  $\ln x$ . The deduction for  $\text{li } x$  runs

$$\begin{aligned} \int \frac{dx}{\ln x} &= (\text{putting } e^t = x) \int \frac{e^t}{t} dt = \int \sum_{n=0}^{\infty} \frac{t^{n-1} dt}{n!} = \\ &= \ln t + \sum_1^{\infty} \frac{t^n}{n! n} + C_1 = \ln \ln x + \sum_1^{\infty} \frac{(\ln x)^n}{n! n} + C_1. \end{aligned}$$

## THE RIEMANN PRIME NUMBER FORMULA

If the limits of integration are chosen to be 0 and  $x$ , it can be shown that the constant of integration assumes the value  $\gamma = \text{Euler's constant} = 0.5772\dots$ , which gives

$$\text{li } x = \gamma + \ln \ln x + \sum_{n=1}^{\infty} \frac{(\ln x)^n}{n! n}. \quad (2.26)$$

The function  $R(x)$  can be transformed into the so-called Gram series:

$$\begin{aligned} R(x) &= \sum_1^{\infty} \frac{\mu(n)}{n} \text{li}(x^{1/n}) = (\text{putting } x = e^t) \sum_1^{\infty} \frac{\mu(n)}{n} \text{li}(e^{t/n}) = \\ &= \sum_{n=1}^{\infty} \frac{\mu(n)}{n} \left( \gamma + \ln \frac{t}{n} + \sum_{m=1}^{\infty} \frac{(t/n)^m}{m! m} \right) = \\ &= (\gamma + \ln t) \sum_1^{\infty} \frac{\mu(n)}{n} - \sum_1^{\infty} \frac{\mu(n) \ln n}{n} + \sum_{n=1}^{\infty} \sum_{m=1}^{\infty} \frac{\mu(n) t^m}{n^{m+1} m! m} = \\ &= 1 + \sum_{m=1}^{\infty} \left( \frac{t^m}{m! m} \sum_{n=1}^{\infty} \frac{\mu(n)}{n^{m+1}} \right) = 1 + \sum_{m=1}^{\infty} \frac{t^m}{m! m \zeta(m+1)}. \end{aligned} \quad (2.27)$$

The deduction above is dependent on the following two limits:

$$\sum_1^{\infty} \frac{\mu(n)}{n} = \lim_{s \rightarrow 1} \sum_1^{\infty} \frac{\mu(n)}{n^s} = \lim_{s \rightarrow 1} \frac{1}{\zeta(s)} = 0, \quad (2.28)$$

and

$$\begin{aligned} \sum_1^{\infty} \frac{\mu(n) \ln n}{n} &= \lim_{s \rightarrow 1} \sum_1^{\infty} \frac{\mu(n) \ln n}{n^s} = \lim_{s \rightarrow 1} \sum_1^{\infty} \mu(n) \frac{d}{ds} \left( -\frac{1}{n^s} \right) = \\ &= \lim_{s \rightarrow 1} -\frac{d}{ds} \sum_1^{\infty} \frac{\mu(n)}{n^s} = \lim_{s \rightarrow 1} -\frac{d}{ds} \zeta(s) = \lim_{s \rightarrow 1} \frac{\zeta'(s)}{\zeta^2(s)} = -1. \end{aligned} \quad (2.29)$$

The value of the last limit follows from the fact that  $\zeta(s)$  in the vicinity of  $s = 1$  has the leading term  $1/(s - 1)$ , and that thus its derivative  $\zeta'(s)$  has the leading term  $-1/(s - 1)^2$ .

## THE PRIMES VIEWED AT LARGE

In order to provide the reader with some idea of the accuracy in the approximations  $\text{li } x$  and  $R(x)$ , we give some values in a small table:

Accuracy of the approximations $\text{li } x$ and $R(x)$			
$x$	$\pi(x)$	$\text{li } x - \pi(x)$	$R(x) - \pi(x)$
$10^2$	25	5	1
$10^3$	168	10	0
$10^4$	1, 229	17	-2
$10^5$	9, 592	38	-5
$10^6$	78, 498	130	29
$10^7$	664, 579	339	88
$10^8$	5, 761, 455	754	97
$10^9$	50, 847, 534	1, 701	-79
$10^{10}$	455, 052, 511	3, 104	-1, 828
$10^{11}$	4, 118, 054, 813	11, 588	-2, 318
$10^{12}$	37, 607, 912, 018	38, 263	-1, 476
$10^{13}$	346, 065, 536, 839	108, 971	-5, 773
$10^{14}$	3, 204, 941, 750, 802	314, 890	-19, 200
$10^{15}$	29, 844, 570, 422, 669	1, 052, 619	73, 218
$10^{16}$	279, 238, 341, 033, 925	3, 214, 632	327, 052
$10^{17}$	2, 623, 557, 157, 654, 233	7, 956, 589	-598, 255
$10^{18}$	24, 739, 954, 287, 740, 860	21, 949, 555	-3, 501, 366

A denser table can be found at the end of the book. We conclude that for large values of  $x$ ,  $\text{li } x$  and in particular  $R(x)$  are close to  $\pi(x)$ . The more detailed table shows that  $R(x) - \pi(x)$  has a great number of sign changes, which often characterizes a good approximation.

### The Sign of $\text{li } x - \pi(x)$

From the table above we might get the impression that  $\text{li } x$  is always  $> \pi(x)$ . This is, as a matter of fact, an old famous conjecture in the theory of primes. Judging only from the values given in the table, we might even try to estimate the order of magnitude of  $\text{li } x - \pi(x)$  and find it to be about  $\sqrt{x}/\ln x$ . However, *for large values of  $x$ , this is completely wrong!* On the contrary, Littlewood has proved that the function  $\text{li } x - \pi(x)$  changes sign infinitely often. Since those days people have

tried to expose a specific example of  $\text{li } x < \pi(x)$ . Moreover, Littlewood's bounds for  $\text{li } x - \pi(x)$  show that this difference for some large values of  $x$  can become much larger than  $\text{li } x - R(x)$ , showing that  $R(x)$  for such values of  $x$  is close to  $\text{li } x$  rather than close to  $\pi(x)$ . Thus the good approximation of  $R(x)$  to  $\pi(x)$  is also to a large extent deceptive. If our table could be continued far enough, there would be arguments  $x$  for which  $\text{li } x - \pi(x) = 0$ , while  $R(x) - \pi(x)$ , for such values of  $x$ , would be fairly large!—The best result so far obtained in the attempts to expose an  $x$ , leading to a negative value of  $\text{li } x - \pi(x)$ , is by Herman te Riele, who in 1986 showed that between  $6.62 \cdot 10^{370}$  and  $6.69 \cdot 10^{370}$  there are at least  $10^{180}$  consecutive integers, for which  $\text{li } x < \pi(x)$ . See [7'].

The study of the difference  $\text{li } x - \pi(x)$  shows that in some cases reasoning based on numerical evidence can lead to wrong conclusions, even if the evidence seems overwhelming!

### The Influence of the Complex Zeros of $\zeta(s)$ on $\pi(x)$

As can be seen from the above table, not even  $R(x)$  can reproduce the primes completely. The reason for this is that the contribution to  $f(x)$  from the terms  $-\text{li}(x^{\rho_k})$  in (2.18) has not been taken into account in writing down the expression  $R(x)$ . (The other two terms have very little influence on  $\pi(x)$ , particularly for large values of  $x$ .) Since  $\text{li } x$  describes well the distribution of primes viewed at large, we may say that the complex zeros of the Riemann zeta-function induce the local variations in the distribution of the primes. It turns out that each pair  $\rho_k = \frac{1}{2} \pm i\alpha_k$  of complex zeros of  $\zeta(s)$  gives rise to a correction  $C_k(x)$  to  $f(x)$ , of magnitude

$$C_k(x) = -2\Re(\text{li } x^{\rho_k}) \approx \frac{-2\sqrt{x} \cos(\alpha_k \ln x - \arg \rho_k)}{|\rho_k| \ln x}. \quad (2.30)$$

Each of the corrections  $C_k(x)$  to  $f(x)$  is an oscillating function whose amplitude, which is  $2\sqrt{x}/(|\rho_k| \ln x)$ , increases very slowly with the value of  $x$ . The curves  $y = C_k(x)$ , for  $k = 1, 2, \dots, 5$ , corresponding to the first five pairs of complex zeros of  $\zeta(s)$ , have been sketched in the diagrams on the next page.

Finally, all these corrections to  $f(x)$  produce, in turn, corrections to  $\pi(x)$  which are constructed following the same pattern as that exhibited in formula (2.25) for  $R(x)$ , but with  $C_k(x)$  substituted for  $\text{li } x$ . Adding up the first ten corrections of the type shown in the graphs on the next page, we arrive at the approximation  $R_{10}(x)$  of  $\pi(x)$ , depicted on p. 55. Comparing  $R_{10}(x)$  with  $\pi(x)$ , in the same figure, we see that  $R_{10}(x)$  reproduces  $\pi(x)$  quite faithfully.—The influence of the first 29 pairs of zeros, covering the segment  $|t| \leq 100$  of the line  $\sigma = 1/2$ , has been studied in detail in [7] by the author of this book.

# THE PRIMES VIEWED AT LARGE

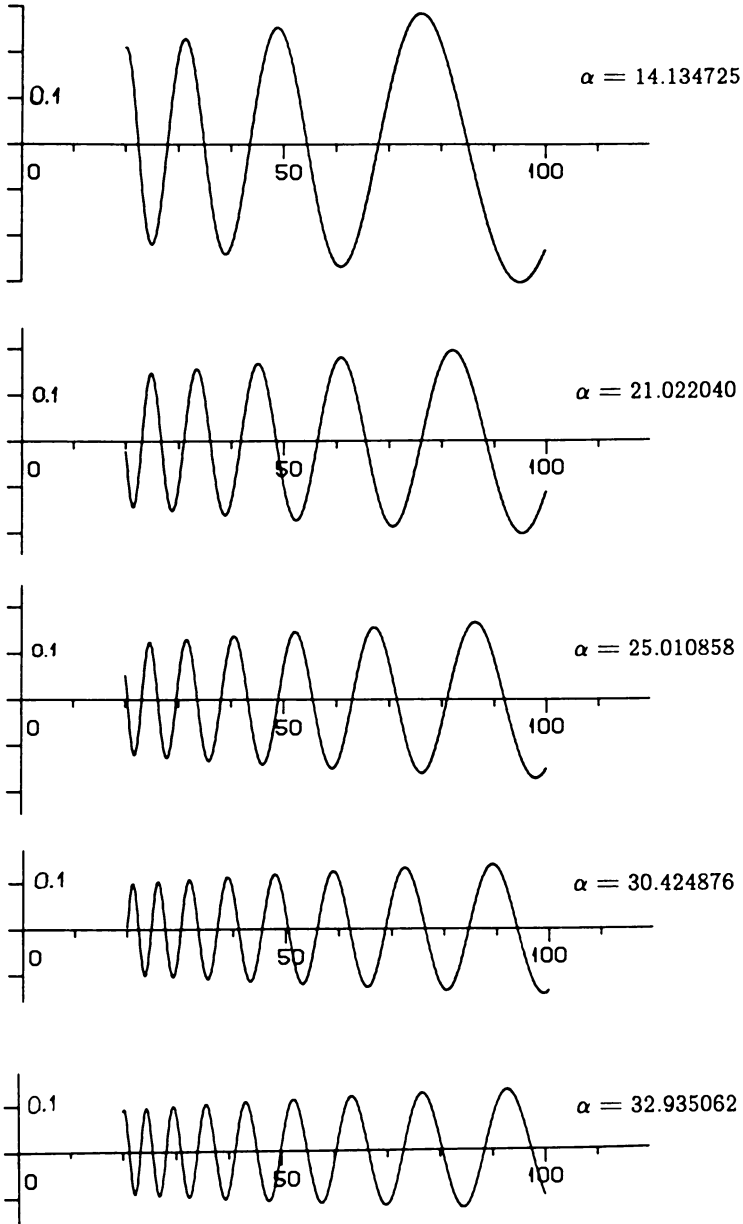


Figure 2.2. The functions  $C_k(x) = -\frac{2\sqrt{x}}{|\rho_k| \ln x} \cdot \cos(\alpha_k \ln x - \arg \rho_k)$ ,  $\rho_k = \frac{1}{2} + i\alpha_k$

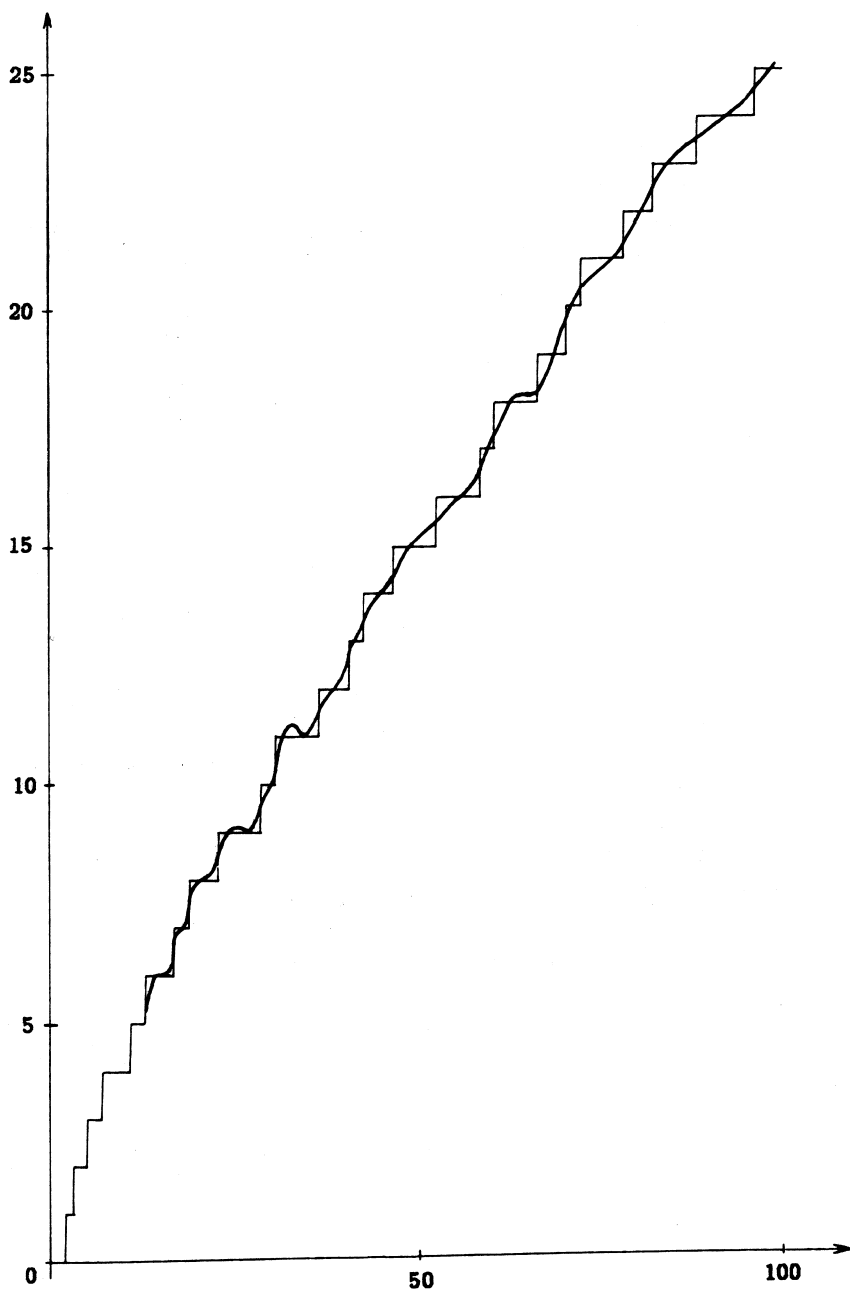


Figure 2.3.  $\pi(x)$  vs.  $R_{10}(x)$

### The Remainder Term in the Prime Number Theorem

We have mentioned that assuming the Riemann hypothesis to be true, the Prime Number Theorem with remainder term states that

$$\pi(x) = \text{li } x + h(x), \quad \text{with} \quad h(x) \stackrel{c}{=} O(\sqrt{x} \ln x), \quad (2.31)$$

where “ $\stackrel{c}{=}$ ” indicates that the result is only conjectured, not proved. Until the Riemann hypothesis is proved, however, only weaker estimates of the remainder term  $h(x)$  are known to be valid. If e.g. it could be proved that the upper limit of the real part  $\sigma$  of the zeros of the zeta-function is  $\theta$ , for some  $\theta$  between  $\frac{1}{2}$  and 1, then it would follow that

$$\pi(x) = \text{li } x + O(x^\theta). \quad (2.32)$$

Some actually *proved* estimates of the remainder term are given in the following expressions:

$$\pi(x) = \text{li } x + O\left(xe^{-\sqrt{\ln x}/15}\right) \quad (2.33)$$

$$\pi(x) = \text{li } x + O\left(xe^{-0.009(\ln x)^{3/5}/(\ln \ln x)^{1/5}}\right). \quad (2.34)$$

For proofs, see [8] or [9].—In these estimates of the error term, the numerical values of the constants latent in the  $O$ -notations are not given. These constants are theoretically computable, but the computations are so complicated that nobody has undertaken them. In spite of this lack of precision, the formulas are very useful in theoretical investigations, but mainly useless when it comes to computing the number of primes less than, say,  $10^{100}$ . In such a situation it is not sufficient to know just only the order of magnitude of  $\pi(x) - \text{li } x$ , when  $x \rightarrow \infty$ , but the numerical values of all the constants in the remainder term must also be known. This remark leads us over to

### Effective Inequalities for $\pi(x)$ , $p_n$ , and $\theta(x)$

In 1962 some elegant inequalities for  $\pi(x)$  have been discovered by J. Barkley Rosser and Lowell Schoenfeld [10]–[12]. We quote (without proving) the following:

$$\frac{x}{\ln x} \left(1 + \frac{1}{2 \ln x}\right) < \pi(x) < \frac{x}{\ln x} \left(1 + \frac{3}{2 \ln x}\right) \quad (2.35)$$

$x \geq 59 \qquad x \geq 1$

$$\frac{x}{\ln x - \frac{1}{2}} < \pi(x) < \frac{x}{\ln x - \frac{3}{2}} \quad (2.36)$$

$x \geq 67 \qquad x \geq e^{\frac{3}{2}} = 4.48169$

## THE NUMBER OF PRIMES IN ARITHMETIC PROGRESSIONS

$$\operatorname{li} x - \operatorname{li} \sqrt{x} \leq \pi(x) \leq \operatorname{li} x. \quad (2.37)$$

$$11 \leq x \leq 10^8 \quad 2 \leq x \leq 10^8$$

The domain of validity is indicated below the inequality sign for each of the inequalities. We also give some estimates of the  $n$ th prime,  $p_n$ , the first one given found by Rosser and the second by Robin [13]:

$$n \left( \ln(n \ln n) - \frac{3}{2} \right) < p_n < n \left( \ln(n \ln n) - \frac{1}{2} \right) \quad (2.38)$$

$$n \geq 2 \quad n \geq 20$$

$$n(\ln(n \ln n) - 1.0072629) \leq p_n < n(\ln(n \ln n) - 0.9385). \quad (2.39)$$

$$n \geq 2 \quad n \geq 7022$$

In [11] the following inequalities are proved for the Chebyshev function  $\theta(x) = \sum_{p \leq x} \ln p$ :

$$0.998684x < \theta(x) < 1.001102x, \quad (2.40)$$

$$1319007 \leq x \quad 0 \leq x$$

and for smaller values of  $x$

$$\begin{aligned} \theta(x) &> 0.985x \quad \text{if } x \geq 11927, & \theta(x) &> 0.990x \quad \text{if } x \geq 32057 \\ \theta(x) &> 0.995x \quad \text{if } x \geq 89387, & \theta(x) &> 0.998x \quad \text{if } x \geq 487381. \end{aligned} \quad (2.41)$$

These inequalities are useful when it comes to analysing strategies for the optimization of various algorithms in factorization and primality testing.

### The Number of Primes in Arithmetic Progressions

Suppose that  $a$  and  $b$  are positive integers, and consider all integers forming an arithmetic progression  $an + b$ ,  $n = 0, 1, 2, 3, \dots$ . How many of these numbers  $\leq x$  are primes? Denote this total by  $\pi_{a,b}(x)$ . In order for  $an + b$  to contain any primes at all, it is apparent that the greatest common divisor  $(a, b)$  of  $a$  and  $b$  must be  $= 1$  (except in the obvious case when  $b$  is a prime and  $a$  is chosen a multiple of  $b$ , in which instance  $an + b$  will contain just one prime,  $b$ ). If this condition is fulfilled, a certain proportion of all primes,  $1/\varphi(a)$ , where  $\varphi(a)$  is Euler's function (see Appendix 2, p. 269), belong to the arithmetic series as  $x \rightarrow \infty$ . Utilizing the Prime Number Theorem this gives the following theorem of Dirichlet, the proof of which was not completed until de la Vallée-Poussin gave his proof of the Prime Number Theorem:

$$\lim_{x \rightarrow \infty} \frac{\pi_{a,b}(x)}{\operatorname{li} x} = \frac{1}{\varphi(a)}. \quad (2.42)$$



Analogous to the remainders of the Prime Number Theorem presented in (2.33)–(2.34), it has been proved that

$$\pi_{a,b}(x) = \frac{\text{li } x}{\varphi(a)} + O\left(xe^{-\sqrt{\ln x}/15}\right) \quad (2.43)$$

etc. Proofs are furnished in [8]. Dirichlet's theorem states that the primes are approximately equi-distributed among those arithmetic series of the form  $an + b$ , for a fixed value of  $a$ , which contain several primes. Thus in the limit half of the primes are found in each of the two series  $4n - 1$  and  $4n + 1$ , or in  $6n - 1$  and  $6n + 1$ , and 25% of the primes are found in each of the four series  $10n \pm 1$ ,  $10n \pm 3$ , etc. Dirichlet's theorem also tells us that every arithmetic series  $an + b$  with  $(a, b) = 1$  contains infinitely many primes. To give just one example: There are infinitely many primes ending in 33 333, such as 733 333, 1 133 333, 2 633 333, 2 833 333, 3 233 333, 3 433 333, 3 733 333, 4 933 333, 5 633 333, 6 233 333, ..., 1 000 133 333 ..., because the series  $100\,000n + 33\,333$  contains, in the long run,  $1/40\,000$  of all primes.

A readable account in which many of the topics of this chapter are discussed in greater detail is [14], which also contains a large bibliography.

### Bibliography

1. James F. Jones, Daihachiro Sato, Hideo Wada and Douglas Wiens, "Diophantine Representation of the Set of Prime Numbers," *Am. Math. Monthly* **83** (1976) pp. 449–464.
- 1'. G. W. Fung and H. C. Williams, "Quadratic Polynomials Which Have a High Density of Prime Values," *Math. Comp.* **55** (1990) pp. 345–353.
2. G. H. Hardy and E. M. Wright, *An Introduction to the Theory of Numbers*, Fifth edition, Oxford, 1979, pp. 359–367.
3. D. J. Newman, "Simple Analytic Proof of the Prime Number Theorem," *Am. Math. Monthly* **87** (1980) pp. 693–696.
4. E. Landau, *Handbuch der Lehre von der Verteilung der Primzahlen*, Chelsea, New York, 1953. (Reprint.)
5. R. P. Brent, J. van de Lune, H. J. J. te Riele and D. T. Winter, "On the Zeros of the Riemann Zeta function in the Critical Strip, I–IV," *Math. Comp.* **33** (1979) pp. 1361–1372, *Math. Comp.* **39** (1982) pp. 681–688, *Math. Comp.* **41** (1983) pp. 759–767, and *Math. Comp.* **46** (1986) pp. 667–681.
6. J. van de Lune and H. J. J. te Riele, "Recent Progress on the Numerical Verification of the Riemann Hypothesis," *CWI Newsletter* No. 2 (March 1984) pp. 35–37, and Personal communication.
- 6'. A. M. Odlyzko, "The  $10^{20}$ -th Zero of the Riemann Zeta Function and 175 Million of its Neighbors," (to appear).

## BIBLIOGRAPHY

7. Hans Riesel and Gunnar Göhl, "Some Calculations Related to Riemann's Prime Number Formula," *Math. Comp.* **24** (1970) pp. 969–983.
- 7'. Herman J. J. te Riele, "On the Sign of the Difference  $\pi(x) - \text{li}(x)$ ," *Math. Comp.* **48** (1987) pp. 323–328.
8. A. Walfisz, *Weylsche Exponentialsummen in der neueren Zahlentheorie*, VEB Deutscher Verlag der Wissenschaften, Berlin, 1963.
9. W. J. Ellison and M. Mendès France, *Les Nombres Premiers*, Hermann, Paris, 1975.
10. J. Barkley Rosser and L. Schoenfeld, "Approximate Formulas for Some Functions of Prime Numbers, III" *Journ. Math.* **6** (1962) pp. 64–94.
11. J. Barkley Rosser and L. Schoenfeld, "Sharper Bounds for the Chebyshev Functions  $\theta(x)$  and  $\psi(x)$ ," *Math. Comp.* **29** (1975) pp. 243–269.
12. Lowell Schoenfeld, "Sharper Bounds for the Chebyshev Functions  $\theta(x)$  and  $\psi(x)$ , II," *Math. Comp.* **30** (1976) pp. 337–360.
13. Guy Robin, "Estimation de la Fonction de Tchebychef  $\Theta$  sur le  $k$ -ième Nombre Premier et Grandes Valeurs de la Fonction  $\omega(n)$  Nombre de Diviseurs Premiers de  $n$ ," *Acta Arith.* **52** (1983) pp. 367–389.
14. Harold G. Diamond, "Elementary Methods in the Study of the Distribution of Prime Numbers," *Bull. Am. Math. Soc., New Series* **7** (1982) pp. 553–589.

## CHAPTER 3

# SUBTLETIES IN THE DISTRIBUTION OF PRIMES

### The Distribution of Primes in Short Intervals

There are only very few proved results concerning the distribution of primes in short intervals. The prime number theorem tells us that the *average density* of primes around  $x$  is approximately  $1/\ln x$ . This means that if we consider an interval of length  $\Delta x$  about  $x$  and choose any integer  $t$  in this interval, then the probability of  $t$  being a prime will approach  $1/\ln x$  as  $x \rightarrow \infty$ , if  $\Delta x$  is small compared to  $x$ . This implies that the primes tend to thin out as  $x$  grows larger; an implication that becomes obvious when considering that the condition for a randomly picked integer  $x$  to be composite is that it has some prime factor  $\leq \sqrt{x}$ , and that there are more prime factors  $\leq \sqrt{x}$  to choose from when  $x$  is larger.

What law governs the thinning out of primes as we go higher up in the number series? *On the average*  $p_{n+1} - p_n$  grows slowly with  $n$ . However in contrast, certainly as far as current prime tables extend, we repeatedly discover consecutive primes for which  $p_{n+1} - p_n = 2$ , the so called “twin primes.” The reader should at this point examine Table 2 at the end of this book.

### Twins and Some Other Constellations of Primes

Twin primes, i.e. pairs of primes of the form  $x$  and  $x + 2$ , occur very high up in the number series, see [1']. The largest known pair to date is the following incredibly large pair, found in 1993 by Harvey Dubner:

$$1\,692\,923\,232 \cdot 10^{4020} \pm 1.$$

Detailed statistics on the occurrence of primes have been gathered up to at least  $7 \cdot 10^{13}$ . These statistics indicate that the twins tend to thin out *compared with the primes* as we move higher up in the number series. This is as natural as the thinning out of the primes themselves is because, if  $p$  is a prime, it becomes less and less likely that  $p + 2$  is also a prime, the larger  $p$  is. In this context it is of interest to mention one of the few facts that *have* been proved about constellations of primes: Brun’s theorem stating that the sum of  $1/p$  taken over all twin primes converges:

$$B = \left(\frac{1}{3} + \frac{1}{5}\right) + \left(\frac{1}{5} + \frac{1}{7}\right) + \left(\frac{1}{11} + \frac{1}{13}\right) + \left(\frac{1}{17} + \frac{1}{19}\right) + \cdots \approx 1.9022.$$

## TWINS AND SOME OTHER CONSTELLATIONS OF PRIMES

The constant  $B$  is termed Brun's constant; see [1] for its computation. Brun's theorem tells us that there are not very many twin primes compared with the total number of primes, since  $\sum 1/p$  taken over only the twin primes *converges*, while  $\sum 1/p$  extended over *all* primes *diverges*.

A careful study of prime tables has also shown that constellations of primes other than twins, known from the beginning of the number series, are repeated over and over again. A detailed study has been made of the occurrence of two different kinds of prime triples,  $(p, p+2, p+6)$  and  $(p, p+4, p+6)$ , and of prime quadruples  $(p, p+2, p+6, p+8)$ . These constellations are exemplified by  $(41, 43, 47)$ ,  $(37, 41, 43)$ , and  $(11, 13, 17, 19)$  respectively.—Nothing has so far been *proved* about the occurrence of such constellations, but Hardy and Littlewood [2] have made a famous conjecture about their numbers. Before getting into a general discussion on constellations, we give below some special instances of this conjecture.

The number of some prime constellations  $P_x$ , with their smallest member  $\leq x$ , as  $x$  tends to infinity, are given by the following formulas, in which the products are taken over the primes indicated:

$$P_x(p, p+2) \stackrel{\sim}{\sim} 2 \prod_{p \geq 3} \frac{p(p-2)}{(p-1)^2} \int_2^x \frac{dx}{(\ln x)^2} = 1.320323632 \int_2^x \frac{dx}{(\ln x)^2} \quad (3.1)$$

$$\begin{aligned} P_x(p, p+2, p+6) &\stackrel{\sim}{\sim} P_x(p, p+4, p+6) \stackrel{\sim}{\sim} \\ &\stackrel{\sim}{\sim} \frac{9}{2} \prod_{p \geq 5} \frac{p^2(p-3)}{(p-1)^3} \int_2^x \frac{dx}{(\ln x)^3} = 2.858248596 \int_2^x \frac{dx}{(\ln x)^3} \end{aligned} \quad (3.2)$$

$$\begin{aligned} P_x(p, p+2, p+6, p+8) &\stackrel{\sim}{\sim} \frac{1}{2} P_x(p, p+4, p+6, p+10) \stackrel{\sim}{\sim} \\ &\stackrel{\sim}{\sim} \frac{27}{2} \prod_{p \geq 5} \frac{p^3(p-4)}{(p-1)^4} \int_2^x \frac{dx}{(\ln x)^4} = 4.151180864 \int_2^x \frac{dx}{(\ln x)^4} \end{aligned} \quad (3.3)$$

We have here introduced the symbol  $\stackrel{\sim}{\sim}$  instead of writing just  $\sim$  to indicate that the corresponding relation is only *conjectured*, not proved.

In the following little table we give a count of the number of prime constellations, as found by some of the statistics [3] mentioned above, and compare these values with the corresponding numbers calculated by means of the Hardy–Littlewood formulas:

## SUBTLETIES IN THE DISTRIBUTION OF PRIMES

Number of prime constellations $\leq 10^8$		
Constellation	Count	Approx.
$(p, p + 2)$	440312	440368
$(p, p + 2, p + 6)$	55600	55490
$(p, p + 4, p + 6)$	55556	55490
$(p, p + 2, p + 6, p + 8)$	4768	4734

### Admissible Constellations of Primes

Any constellation of integers of the following form, which is not ruled out by divisibility considerations as a candidate for consisting of only prime numbers, is called an *admissible* constellation:

$$t + a_1, t + a_2, \dots, t + a_l.$$

Thus  $t + 1, t + 3, t + 5$  is inadmissible. It is eliminated because three consecutive odd (or even) integers always contain precisely one multiple of 3. This particular constellation is ruled inadmissible despite the fact that it contains the sequence of primes 3, 5, 7, because at the moment we are interested only in constellations capable of containing several instances with all its members prime.

To verify if a given constellation is admissible is easy in principle, but may be a quite laborious task if  $l$  is large. The method of verification consists of trying to sieve with the multiples of the primes  $2, 3, 5, \dots$  in such a way that the integers of the constellation are avoided. If this succeeds for all primes  $\leq l$  then the constellation is admissible, otherwise it is not. The process is similar to sieving with the sieve of Eratosthenes, but with all possible starting points for the first multiple of the small primes.

As an example let us see if the constellation

$$t + 1, t + 7, t + 11, t + 13, t + 17, t + 19, t + 23, t + 29$$

is admissible. Since all its members have the same parity, we need not consider the factor 2 as long as we choose  $t$  even. Represent the constellation by the corresponding integers in the interval  $[1, 29]$ . Now, there are 3 different ways to sieve with the prime 3:

$$1, 4, 7, 10, 13, 16, 19, 22, 25, 28, \quad 2, 5, 8, 11, 14, 17, 20, 23, 26, 29,$$

$$\text{and } 3, 6, 9, 12, 15, 18, 21, 24, 27.$$

## ADMISSIBLE CONSTELLATIONS OF PRIMES

The last of these 3 sievings does not land upon any number in the constellation. If we thus choose  $t \equiv 0 \pmod{3}$ , everything is satisfactory so far. For the multiples of 5 we also find only one position which does not collide with any member of the constellation:

$$5, 10, 15, 20, 25.$$

The multiples of 7 can be placed on top of the numbers in the constellation in 7 different ways:

$$1, 8, 15, 22, 29, \quad 2, 9, 16, 23, \quad 3, 10, 17, 24, \quad 4, 11, 18, 25,$$

$$5, 12, 19, 26, \quad 6, 13, 20, 27, \quad 7, 14, 21, 28.$$

*All these possibilities have at least one number in common with the constellation which, as a result of this fact, is inadmissible. This fact may also be expressed algebraically by saying that the integers of the constellation represent all seven residue classes mod 7:*

$$7 \equiv 0, \quad 1 \equiv 1, \quad 23 \equiv 2, \quad 17 \equiv 3, \quad 11 \equiv 4, \quad 19 \equiv 5, \quad 13 \equiv 6 \pmod{7}.$$

Actually, this last way of describing the members of the constellation mod 7 gives a clue to a somewhat simpler procedure to decide whether a constellation is admissible or not. All that is needed is to first fix the value of  $t$ , then to compute  $t + a_i \pmod{p}$  for all  $a_i$ 's of the constellation and finally to check if the values found leave *at least one residue class mod  $p$  free or not*. *If there is at least one free residue class for every prime  $p$ , then the constellation is admissible, otherwise not*. Obviously this checking is necessary only for the primes  $p \leq l$ , where  $l$  (as previously) denotes the number of members of the constellation. The reason is that if  $p > l$ , then there exists at least one free residue class mod  $p$  (because  $l$  elements cannot occupy  $p$  different classes, if  $l < p$ .) So in re-doing the example given above, we successively find (after having fixed the value of  $t = 0$ ):

Occupied residue classes mod 2 : 1

mod 3 : 1, 2

mod 5 : 1, 2, 3, 4

mod 7 : 0, 1, 2, 3, 4, 5, 6

and we have, as before, arrived at the result that this particular constellation is inadmissible, since all seven residue classes mod 7 are occupied.

### The Hardy–Littlewood Constants

What is the origin of the complicated looking constants in the Hardy–Littlewood formulas (3.1)–(3.3)? Obviously, each residue class (mod  $p$ ) which is *not represented* by the integers in the constellation gives exactly one possibility for sieving with multiples of  $p$ . Enumerating the number of possibilities available for each prime gives the numerical values of these constants. Take as example formula (3.3), concerning the constellation  $t, t + 2, t + 6, t + 8$ . The multiples of 2 can only be placed in positions 1, 3, 5, 7 and the multiples of 3 can only be inserted in 1, 4, 7 without ruling the constellation out as inadmissible. This reduces the number of useful  $t$ 's to just one residue class mod 6, *but when this residue class is chosen*, it augments the possibility that  $t, t + 2, t + 6$  and  $t + 8$  are all primes by a factor  $(\frac{2}{1} \times \frac{3}{2})^4 = 81$  when compared with the situation of all four integers being chosen at random. This gives rise to the numerical factor  $\frac{1}{6} \cdot 81 = \frac{27}{2}$  in (3.3). Furthermore, for any prime  $p \geq 5$  we have  $p - 4$  choices to prevent any of  $t, t + 2, t + 4$  and  $t + 8$  from being multiples of  $p$ , as compared with  $p - 1$  choices for each of these integers, if they were to be chosen independently. This gives rise to the following factor:

$$\left(1 - \frac{4}{p}\right) \left(1 - \frac{1}{p}\right)^{-4} = \frac{p^3(p-4)}{(p-1)^4}. \quad (3.4)$$

This explains the form of the infinite product in (3.3).

As a final example, let us study the constellation representing the pattern of primes between 11 and 67:

$$t + 11, t + 13, t + 17, \dots, t + 59, t + 61, t + 67. \quad (3.5)$$

We shall prove it admissible and find the Hardy–Littlewood formula for its numbers. Since all its members are primes for  $t = 0$ , the first primes 2, 3, 5 and 7 obviously do not interfere with this constellation. It has 15 members, so that for large primes  $p$  we have at least  $p - 15$  residue classes remaining in which to place the multiples of  $p$  without hitting any number in the constellation. How about the primes from 11 onwards? Well, a check reveals that (still with  $t = 0$ ) the residue class  $\equiv 5 \pmod{11}$  is not used, neither is the residue class  $\equiv 12 \pmod{13}$ . For  $p = 17$  there are 4 free residue classes, for  $p = 19$  there are 6, for  $p = 23$  there are 9, and finally, for all  $p \geq 29$  there are  $p - 15$  residue classes available from which to select the multiples of  $p$ .

In order to compute the constant in the formula for the number of constellations of this kind, we need to use the information just obtained about the number of residue classes available for each prime. Thus, the exact form of the formula in this case is found to be

$$P_x(t + 11, t + 13, t + 17, \dots, t + 61, t + 67) \sim$$

## THE HARDY-LITTLEWOOD CONSTANTS

$$\begin{aligned}
 & \sim \frac{2^{14}}{1^{15}} \cdot \frac{3^{14}}{2^{15}} \cdot \frac{5^{14}}{4^{15}} \cdot \frac{7^{14}}{6^{15}} \cdot \frac{11^{14}}{10^{15}} \cdot \frac{13^{14}}{12^{15}} \cdot \frac{4 \cdot 17^{14}}{16^{15}} \cdot \frac{6 \cdot 19^{14}}{18^{15}} \cdot \frac{9 \cdot 23^{14}}{22^{15}} \times \\
 & \quad \times \prod_{p \geq 29} \frac{p^{14}(p-15)}{(p-1)^{15}} \int_2^x \frac{dx}{(\ln x)^{15}} = \\
 & = 187823.7 \int_2^x \frac{dx}{(\ln x)^{15}} \sim 187823.7 \cdot \frac{x}{(\ln x)^{15}}. \tag{3.6}
 \end{aligned}$$

Readers interested in how to compute accurately the numerical values of the infinite products occurring in the constants of these conjectures, are referred to Exercises 3.1 and 3.2 below and to [4]. Despite the fact that the primes are not all individually known, these constants can be computed *to any desired accuracy!* This astonishing result is due to the fact that (2.7) can be transformed (in a rather complicated way) so as to express any of these constants as a convergent series of known functions.

**Exercise 3.1. The prime zeta-function.** The function  $P(s) = \sum p^{-s}$ , summed over all primes, is called the prime zeta-function. It is indispensable for the evaluation of expressions containing all primes such as the twin prime constant, occurring in (3.1), or the infinite product in (3.6). Values of  $P(s)$  may be computed from values of the Riemann zeta-function  $\zeta(s)$  in the following way: taking logarithms of both sides of (2.7) gives

$$\ln \zeta(s) = - \sum_{p^2} \ln(1 - p^{-s}) = \sum_{p^2} \sum_{k=1}^{\infty} \frac{p^{-ks}}{k} = \sum_{k=1}^{\infty} \frac{1}{k} \sum_{p^2} p^{-ks} = \sum_{k=1}^{\infty} \frac{P(ks)}{k}.$$

Inversion of this formula gives

$$P(s) = \sum_{k=1}^{\infty} \frac{\mu(k)}{k} \ln \zeta(ks).$$

Here  $\mu(k)$  is Möbius function and the values of the zeta function are to be computed as in exercise 2.2 on p. 45. For large values of  $ks$  the following shortcut may be convenient:

$$\begin{aligned}
 \ln \zeta(ks) &= \ln(1 + 2^{-ks} + 3^{-ks} + 4^{-ks} + \dots) = \\
 &= 2^{-ks} + 3^{-ks} + \frac{1}{2} \cdot 4^{-ks} + 5^{-ks} + 7^{-ks} + \dots
 \end{aligned}$$

Write a FUNCTION `P(s)` calling the FUNCTION `zeta(s)` from exercise 2.2 and giving the value of  $P(s)$  for  $s \geq 2$ . Incorporate `P(s)` in a test program and check your programming of `P(s)` by re-computing  $\ln \zeta(s)$  from  $P(s)$  by the formula above and comparing the result with the result of a direct computation of  $\ln \zeta(s)$ .

**Exercise 3.2. The twin prime constant.** The twin prime constant  $C$  in (3.1) can be evaluated by the following computation: Write

$$\begin{aligned}
 \ln \frac{C}{2} &= \sum_{p \geq 3} \ln \frac{p(p-2)}{(p-1)^2} = \sum_{p \geq 3} \left\{ \ln \left( 1 - \frac{2}{p} \right) - 2 \ln \left( 1 - \frac{1}{p} \right) \right\} = \\
 &= \sum_{p \geq 3} \left( -\frac{2}{p} - \frac{1}{2} \cdot \frac{4}{p^2} - \frac{1}{3} \cdot \frac{8}{p^3} - \dots + \frac{2}{p} + \frac{1}{2} \cdot \frac{2}{p^2} + \frac{1}{3} \cdot \frac{2}{p^3} + \dots \right) = \\
 &= \sum_{p \geq 3} \sum_{j=2}^{\infty} \frac{2-2^j}{j} \cdot \frac{1}{p^j} = - \sum_{j=2}^{\infty} \frac{2^j-2}{j} \sum_{p \geq 3} p^{-j}.
 \end{aligned}$$



## SUBTLETIES IN THE DISTRIBUTION OF PRIMES

Now  $\sum_{p \leq x} p^{-s} = P(s) - 2^{-s}$ , where  $P(s)$  is the prime zeta-function studied in exercise 3.1 above. Use your FUNCTION  $P(s)$  in a computer program which evaluates  $\ln(C/2)$  after the formula given above. Compare the result with the value calculated from  $C$  as given in (3.1)!

A generalization of (3.1)–(3.3) is a very famous conjecture called

### The Prime $k$ -Tuples Conjecture

Any admissible constellation occurs infinitely often with all its members primes, and the asymptotic number of its occurrences  $\leq x$  is  $\Omega(x/(\ln x)^k)$ , where  $k$  is the number of integers in the constellation.

*This has not been proved*, not even in its simplest case, for twins! By sieve methods it has been proved, however, that the number of admissible constellations has *upper bounds* of the form  $Cx/(\ln x)^2$ .—There is, on the other hand, a heuristic line of reasoning which makes the conjecture plausible. It is instructive to examine this line of reasoning, and find out what is lacking for a complete proof.

To do so, we start with

**Theorem 3.1. Theorem of Mertens.**

$$\prod_{2 \leq p \leq x} \left(1 - \frac{1}{p}\right) \sim \frac{e^{-\gamma}}{\ln x} = \frac{0.5615}{\ln x}, \quad \text{as } x \rightarrow \infty. \quad (3.7)$$

Here,  $\gamma$  is Euler's constant. For a proof, see [5].

Replacing  $x$  by  $x^{0.5615}$ , we find that

$$\prod_{2 \leq p \leq x^{0.5615}} \left(1 - \frac{1}{p}\right) \sim \frac{1}{\ln x}, \quad \text{for large } x. \quad (3.8)$$

However,  $1/\ln x$  is the expectation that a large integer  $x$ , chosen at random, is prime. On the other hand, the number  $x$  is prime if and only if it is not divisible by any of the primes  $\leq \sqrt{x}$ . Thus, we might expect

$$\prod_{2 \leq p \leq x^{0.5}} \left(1 - \frac{1}{p}\right) \text{ to be } \sim \frac{1}{\ln x} \quad \text{for large } x, \quad (3.9)$$

which clearly is discrepant from Mertens' theorem. This discrepancy must arise from the fact that there are subtleties in the distribution of the primes up to  $\sqrt{x}$ , which influence the primes near  $x$  and which are not accounted for by the simple statistical model utilized, in which divisibility by different primes is considered to be independent. Or, to put it another way, the sieve of Eratosthenes is special in the sense that it sieves out numbers more efficiently than does a "random" sieve.

## THE PRIME $k$ -TUPLES CONJECTURE

Thus, when sieving with all primes  $p \leq \sqrt{x}$  and utilizing the sieve of Eratosthenes, the Prime Number Theorem ensures that in the vicinity of  $x$  the fraction  $1/\ln x$  of numbers remain untouched by the sieve, while a random sieve using exactly the same primes leaves, according to (3.7), the larger fraction  $1.123/\ln x$  of numbers unaffected by the sieve. Note that a special property of the sieve of Eratosthenes is the existence of *one and only one number*, zero, which is struck by *all* the sieving primes.—The simple model of independent divisibility by the primes  $\leq \sqrt{x}$  can, as a matter of fact, be used first when we consider blocks of consecutive integers as huge as the product of all the primes  $\leq \sqrt{x}$ . The length of such a block is of the order of magnitude  $e^{\sqrt{x}}$ , which is very much larger than  $x$ . We shall make use of the difference in efficiency between the sieve of Eratosthenes and a random sieve later, when discussing superdense constellations.

### Theoretical Evidence in Favour of the Prime $k$ -Tuples Conjecture

We now return to the heuristic line of thought as promised in the prime  $k$ -tuples conjecture. We confine the deduction to the case of twin primes. Let the notation  $E(x, x+2 \in P)$  denote “the expectation that  $x$  and  $x+2$  both belong to the set of primes  $P$ .” Then, a similar reasoning to that used previously leads to

$$E(x, x+2 \in P) \sim E(x \in P) \prod_{3 \leq p \leq \sqrt{x}} \frac{p-2}{p-1}, \quad (3.10)$$

*unless the above needed transformation from  $\sqrt{x}$  to  $x^{0.5615}$  (or possibly some other correction) must be made in order that the asymptotic number of twin primes emerges correctly.* No-one has so far proved anything in this direction. *If we change  $\sqrt{x}$  to  $x^{0.5615}$ , we easily obtain*

$$\begin{aligned} E(x, x+2 \in P) &\sim E(x \in P) \prod_{3 \leq p \leq x^{0.5615}} \left(1 - \frac{2}{p}\right) \left(1 - \frac{1}{p}\right)^{-1} \sim \\ &\sim \frac{2}{(\ln x)^2} \prod_{3 \leq p \leq x^{0.5615}} \left(1 - \frac{2}{p}\right) \left(1 - \frac{1}{p}\right)^{-2} \sim \\ &\sim \frac{2}{(\ln x)^2} \prod_{p=3}^{\infty} \left(1 - \frac{2}{p}\right) \left(1 - \frac{1}{p}\right)^{-2} = \frac{1.320323632}{(\ln x)^2}. \end{aligned} \quad (3.11)$$

In passing from the first to the second line we have multiplied by a factor

$$\frac{1}{\ln x} \prod_{2 \leq p \leq x^{0.5615}} \left(1 - \frac{1}{p}\right)^{-1} \sim 1,$$

## SUBTLETIES IN THE DISTRIBUTION OF PRIMES

in order that the infinite product in the final line be convergent.

In summary; since the infinite product in (3.10) diverges as  $x \rightarrow \infty$ , the upper limit  $x^{0.5615}$  imposed on  $p$  is *crucial for the asymptotic formula to be correct!* We complete this theoretical discussion by remarking that the expression  $x/(\ln x)^k$  tends to infinity with  $x$ , for any  $k$ , which implies that if the prime  $k$ -tuples conjecture is true all kinds of admissible constellations will occur infinitely often with all elements primes. By this remark we actually weaken the conjecture enormously, but it still implies that, although the primes thin out as  $x \rightarrow \infty$ , they tend to form clusters, so that all these constellations are formed over and over again.

### Numerical Evidence in Favour of the Prime $k$ -Tuples Conjecture

We have already presented the very impressive comparison between the statistics on the occurrence of four simple constellations and the predictions calculated on the basis of the prime  $k$ -tuples conjecture. A similar check has been made for the primes in the intervals  $[10^k, 10^k + 150, 000]$  for  $k \leq 15$ , and the agreement between conjecture and reality was strikingly good also in these cases.

In our theoretical discussion of the twin prime conjecture above, we found that a change from  $\sqrt{x}$  to  $x^{0.5615}$  had to be made in order for the formulas to develop as they should. Such a subtle change may be regarded as having only second-order effects on the distribution of the primes. Thus, if some second-order effects of the empirical model used could be numerically tested, and were found to agree with reality, then this would support other conclusions drawn from the same model, such as the primes  $k$ -tuple conjecture. Precisely such a test of second-order effects has been carried out by Richard Brent [6] who, in 1974, published statistics on the occurrence of small gaps between consecutive primes. The distribution of gaps of various sizes can also be predicted from the same model that has led to the twin primes conjecture. Also in these statistics, a very striking agreement between prediction and reality was observed for the whole interval investigated, which ranged from  $10^6$  to  $10^9$ . To give the reader some idea of Brent's results, we give on the next page the number of prime gaps of length  $2r$ , as actually counted in a prime table, and as predicted by the model used.

The Prime Number Theorem states that the primes become less dense the higher we reach in the number series. This has led Hardy and Littlewood to formulate another hypothesis, namely

### The Second Hardy–Littlewood Conjecture

In this conjecture it is supposed that nowhere can the primes be denser than in the beginning of the number series, or more precisely: In no interval  $[x + 1, x + y]$  of length  $y$  are there more primes than in the interval  $[1, y]$ .—Or

$$\pi(x + y) - \pi(x) \leq \pi(y) \quad \text{for all } x, y. \quad (3.12)$$

## THE SECOND HARDY–LITTLEWOOD CONJECTURE

Counted and predicted number of prime gaps of length $2r$ in $[10^6, 10^9]$					
$r$	Counted	Predicted	$r$	Counted	Predicted
1	3 416 337	3 417 060.1	21	953 980	954 689.0
2	3 416 536	3 417 060.1	22	389 432	389 057.1
3	6 076 242	6 077 407.1	23	334 565	335 337.0
4	2 689 540	2 688 560.2	24	577 051	577 898.6
5	3 477 688	3 477 436.8	25	327 960	327 323.5
6	4 460 952	4 460 654.7	26	245 727	245 799.1
7	2 460 332	2 461 360.3	27	410 614	410 578.1
8	1 843 216	1 842 845.7	28	211 409	211 469.0
9	3 346 123	3 347 229.6	29	181 894	182 398.0
10	1 821 641	1 823 424.2	30	371 743	372 007.3
11	1 567 507	1 567 220.8	31	115 542	115 837.8
12	2 364 792	2 362 746.8	32	118 927	118 681.6
13	1 118 410	1 118 419.0	33	216 739	216 467.5
14	1 218 009	1 218 441.9	34	88 383	88 116.0
15	2 176 077	2 176 130.5	35	124 542	125 688.7
16	683 346	682 871.2	36	126 650	126 786.7
17	718 974	718 118.6	37	62 514	62 578.8
18	1 170 757	1 169 307.2	38	55 107	55 325.4
19	548 416	547 688.6	39	105 300	105 390.3
20	648 356	648 539.8	40	53 513	53 578.4

At first sight, this conjecture seems very plausible, but in 1974 Douglas Hensley and Ian Richards [7] proved that certain admissible constellations exist which are denser than the series of primes in the beginning of the number series. This result implies that the two conjectures of Hardy and Littlewood are incompatible! Such superdense constellations can be constructed according to the following ideas:

As demonstrated on p. 67, a random sieve leaves untouched about 12% more numbers than does the annihilating sieve of Eratosthenes. The primes below  $u$  remain after sieving with the primes up to  $\sqrt{u}$  using the algorithm of Eratosthenes. In the construction of an admissible constellation of primes, a random sieve, which is rather more preserving than the sieve of Eratosthenes, might be used, at least in part. Thus, a cleverly constructed admissible constellation of length  $x$  could in fact have *more members in it than the  $\pi(x)$  numbers unaffected by the sieve of Eratosthenes.*

### The Midpoint Sieve

The question is where to look for an admissible constellation with the desired properties? Could the number 1 together with the primes up to  $x$  be a suitable candidate? Definitely not, since *the presence of small primes spoils it*, just as in the case of the constellations  $t + 2, t + 3$  and  $t + 3, t + 5, t + 7$  which are inadmissible. On the other hand, if we omit the small primes then the resulting constellation might be admissible, such as the constellation (3.5) above, but would obviously contain fewer members than  $\pi(x)$ . At this point the idea of a midpoint sieve enters the discussion. Because the primes, on average, thin out as  $x$  grows, the primes below  $x/2$  are more than  $\frac{1}{2}$  of those below  $x$ . Thus, starting with the positive and negative primes between  $-x/2$  and  $x/2$  (together with the numbers  $\pm 1$ ), there is a possibility that these (apart from two small “holes” near the origin) will constitute an admissible constellation of the desired size. Let us now consider this possibility! Take, for example, the interval  $[-73, 73]$ , which contains  $2\pi(73) = 42$  positive and negative primes. By excluding the primes in  $[-23, 23]$  (18 in total) and adding the two numbers  $\pm 1$ , we are left with 26 numbers. These obviously form an admissible constellation, since all multiples of the primes  $\geq 29$  can be placed in the positions of numbers already eliminated. However, and this is a crucial point, 26 compares very unfavourably with the desired goal  $\pi(146) + 1 = 35$ . Can the situation be altered if we choose a very large interval? Unfortunately, no! Let us try to find out why not. Consider now the interval  $[-x/2, x/2]$  containing  $2\pi(x/2)$  positive and negative primes. Exclude the primes in the interval  $[-U, U]$ . How large should  $U$  be? Well, we expect the final number of members of the constellation to be about  $\pi(x)$ , so that  $U$  ought to be about the same size. Thus, the number of primes about the origin which are excluded is about  $2\pi(\pi(x))$ , leaving approximately

$$2\pi\left(\frac{x}{2}\right) - 2\pi(\pi(x)) + 2 \quad (3.13)$$

numbers in the constellation. This expression has now to be evaluated and compared with  $\pi(x)$ . Later on we shall have to evaluate a slightly more general expression, viz. (3.14), and thus, since  $\pi(x) \sim x/\ln x$ , we may evaluate (3.13) by observing that it corresponds to the special case  $N = 1$  in the formula immediately following (3.15). Sadly the calculation always results in the value of (3.13) being less than  $\pi(x)$ , at least for all sufficiently large values of  $x$ , and thus it might seem that the midpoint idea was not such a good one after all.

### Modification of the Midpoint Sieve

Could the failure of the midpoint idea stem from the fact that the sieve of Eratosthenes annihilates too many of the numbers in the interval  $[-x/2, x/2]$  as compared to a random sieve? If this is the case, then perhaps the number  $U$  should be slightly decreased and chosen smaller than  $\pi(x)$ . Moreover, in order

## CONSTRUCTION OF SUPERDENSE ADMISSIBLE CONSTELLATIONS

not to allow multiples of primes between  $U$  and  $\pi(x)$  to spoil the proposed constellation, they are placed (if possible) on numbers (composite or small primes) in  $[-x/2, x/2]$  that have already been employed! This is exactly what Hensley and Richards managed to do, and we now proceed to describe their reasoning in some detail.

### Construction of Superdense Admissible Constellations

Consider once again the interval  $[-x/2, x/2]$ , and place the multiples of all the small primes  $\leq U = x/(N \ln x)$  for some constant  $N > 2/\ln 2$  in their normal positions, i.e., employ the sieve of Eratosthenes using these primes. Next, try to place the multiples of the primes  $> x/(N \ln x)$  on top of the composite numbers already gone or on top of the already annihilated small primes. This is the only tricky step in the entire procedure! If it succeeds, we are left with the positive and negative primes between  $x/(N \ln x)$  and  $x/2$  and the two numbers  $+1$  and  $-1$ , in total with

$$2\pi\left(\frac{x}{2}\right) - 2\pi\left(\frac{x}{N \ln x}\right) + 2 \quad (3.14)$$

numbers in the constellation. If this number exceeds  $\pi(x)$ , which it will do for all sufficiently large values of  $x$ , then a superdense constellation will result. Here is the calculation which proves that the expression (3.14) will finally take values  $> \pi(x)$ : as we have already mentioned, it is sufficient to use the Prime Number Theorem with remainder term for the proof. First, from (2.29) it follows that

$$\pi(x) = \text{li}(x) + o\left(\frac{x}{(\ln x)^2}\right) = \frac{x}{\ln x} + \frac{x}{(\ln x)^2} + o\left(\frac{x}{(\ln x)^2}\right) \quad (3.15)$$

Using this, after some calculations we find that

$$2\pi\left(\frac{x}{2}\right) - 2\pi\left(\frac{x}{N \ln x}\right) - \pi(x) = \frac{\left(\ln 2 - \frac{2}{N}\right)x}{(\ln x)^2} + o\left(\frac{x}{(\ln x)^2}\right) \sim \frac{Kx}{(\ln x)^2},$$

with a positive constant  $K$ , as long as  $N$  is chosen  $> 2/\ln 2 = 2.89$ . Since the expression arrived at tends to infinity with  $x$ , there exist, amazingly enough, for all sufficiently large  $x$ , superdense admissible constellations of length  $x$ , with a number of elements that exceeds  $\pi(x)$ . The number of elements in the constellation can even be made to exceed  $\pi(x)$  *by any fixed amount*, say  $M$ . This can be achieved merely by selecting  $x$  large enough, and then there will exist an admissible constellation of length  $x$  with a number of elements that exceeds  $\pi(x)$  by  $M$  or more.

By quite complicated and extensive computer runs John Selfridge first showed that *any* superdense admissible constellation must exceed 500 in length, and Warren

## SUBTLETIES IN THE DISTRIBUTION OF PRIMES

Stenberg subsequently showed that there exists such a constellation of length  $\leq 20000$ . Finally, in 1979, Thomas Vehka [8] succeeded in exhibiting a superdense admissible constellation of length 11763 that consists of 1412 numbers, while  $\pi(11763)$  is only 1409. If we believe in the prime  $k$ -tuples conjecture, which, as we have seen, seems well founded, it would follow that a superdense cluster of primes would exist. It is certainly a challenge to try to exhibit such an entity! Since this cluster (if it exists) probably is very large, the first step to find one is that taken by Vehka, to construct a superdense admissible constellation, i.e. a pattern that these primes could make up. Then, as a second step, different instances of this constellation would have to be verified for primality of all its members, until finally a superdense cluster of primes could be identified.

We have hitherto by-passed the problem of placing the primes between  $x/(N \ln x)$  and  $x$  on the already eliminated numbers. The possibility to do this depends on a theorem of Westzynthius, Erdős and Rankin which states that, by sieving only with the small primes  $< \ln x$  it is actually possible to find here and there in an interval of length  $x$ , provided  $x$  is sufficiently large, as many as  $N \ln x$  integers which have been sieved out by only these primes.  $N$  can here be arbitrarily large, provided  $x > x_0(N)$ . These sequences look much like the following one, taken from a small factor table:

The smallest factor $p$ of 33 consecutive integers $n$					
$n$	$p$	$n$	$p$	$n$	$p$
60044	2	60055	5	60066	2
45	3	56	2	67	7
46	2	57	3	68	2
47	13	58	2	69	3
48	2	59	19	70	2
49	11	60	2	71	11
50	2	61	17	71	2
51	3	62	2	73	13
52	2	63	3	74	2
53	7	64	2	75	3
54	2	65	5	76	2

In order to make use of the theorem just mentioned, Richards and Hensley modified it to apply not only to sequences of *consecutive* integers, but also to integers forming an *arithmetic series with the difference a prime number*, just like the multiples of  $p$  in our interval  $[-x/2, x/2]$ . In this way they managed to prove that their proposed construction of superdense admissible constellations will succeed.

## SOME DENSE CLUSTERS OF PRIMES

### Some Dense Clusters of Primes

Hensley's and Richards' work has some connection with an investigation by the author [9], made in 1969–70, in order to find a dense cluster of large primes. The idea was to seek repetitions of the patterns of primes in the beginning of the number series. It was during the course of this work that it was discovered that the constellation mentioned earlier, consisting of the primes between 11 and 67, is admissible. A search for primes having this pattern was, however, not quite successful. The “closest hit” at that time was the cluster

$$4299\ 83158710 + 11, 13, 17, 19, 23, 37, 41, 43, 47, 53, 59,$$

with all its members primes. (Only the primes 29, 31, 61 and 67 of the constellation are not repeated in this cluster.)—In 1982 this search was taken up by Sten Säfholm and Demetre Betsis, who found the prime cluster

$$2\ 18172838\ 54511250 + 11, 13, 17, 19, 23, 29, 31, 37, 41, 43, 47, 53, 59, 61.$$

The average prime density this high up is only one prime out of about 38 integers, which makes this cluster, with 14 primes out of 51 numbers, rather remarkable.

How high up can we expect to find the cluster searched for, repeating the 15 primes between 11 and 67? Well, using the prime  $k$ -tuples conjecture we have above found the expected numbers of this cluster below  $x$  to be approximately  $187823.7x/(\ln x)^{15}$ . This expression takes the value 1 for  $x \approx 3.3 \cdot 10^{19}$ , which is the order of magnitude where the first repetition of this cluster is to be expected. It is thus quite a bit higher than the author's search in 1969–70 had attained, and this explains why no repetition of this cluster of primes was found.

### The Distribution of Primes Between the Two Series $4n + 1$ and $4n + 3$

The Prime Number Theorem for arithmetic series (2.40) tells us that the number  $\pi_{4,1}(x)$  of primes below  $x$  of the form  $4n + 1$  is about the same as the number  $\pi_{4,3}(x)$  of primes below  $x$  of the form  $4n + 3$ , in the sense that

$$\lim_{x \rightarrow \infty} \frac{\pi_{4,1}(x)}{\pi_{4,3}(x)} = 1.$$

Not too much is known about the finer details in the distribution of primes between these two series, but prime number counts can give the general impression that primes of the form  $4n + 3$  are more abundant than primes of the form  $4n + 1$ , so that the difference in numbers between these two categories of primes,

$$\pi_{4,3}(x) - \pi_{4,1}(x)$$



## SUBTLETIES IN THE DISTRIBUTION OF PRIMES

is  $> 0$  for most values of  $x$ . It is, however, known from the work of Littlewood [10] that there are infinitely many integers  $x$  with this difference negative, indeed the difference may for well chosen values of  $x$  be as large as

$$\pi_{4,1}(x) - \pi_{4,3}(x) = \Omega_{\pm} \left( \frac{\sqrt{x} \ln \ln x}{\ln x} \right),$$

where the  $\Omega_{\pm}$ -notation means that the absolute value of the left-hand side for some values of  $x$  is at least as large as some positive constant times the function in the big parentheses.

In 1978, Carter Bays and Richard Hudson [11] have made a numerical investigation up to the limit  $2 \cdot 10^{10}$ . We shall now describe the results, which they achieved.

### Graph of the Function $\pi_{4,3}(x) - \pi_{4,1}(x)$

In order to provide a rough idea of how regular the distribution of the odd primes may be between the two series  $4n + 3$  and  $4n + 1$ , we produce below a computer drawn graph of the function  $\Delta(x) = \pi_{4,3}(x) - \pi_{4,1}(x)$ , and since the values of  $x$  and of the function will finally be large, a logarithmic scale on both axes in the diagram was used. This is a little bit awkward, since the value of the function may occasionally be zero or negative and therefore impossible to represent in a logarithmic diagram, so to avoid this difficulty, we actually drew, instead of  $\log_{10} \Delta(x)$ , the slightly more complicated function

$$\text{sign}(\Delta(x)) \log_{10}(|\Delta(x)| + 1). \quad (3.16)$$

On the  $\Delta$ -axis we mark, of course, the straight-forward values of  $\Delta$  and not the values of (3.16).

On the next page we have shown, in two different diagrams, the curve for  $x$  up to  $10^4$  and for  $x$  between  $10^4$  and  $10^6$ . We observe that the  $x$ -axis is first crossed at  $x = 26, 861$ . The graphs show the “general behaviour” of the function, which is approximately linear in the log-log-scale with local oscillations superimposed like a band around “line of growth.”

### The Negative Regions

The study of the function  $\Delta(x)$  has revealed six regions of  $x$  below  $2 \cdot 10^{10}$ , in which  $\Delta(x)$  is  $< 0$ . The first two of these regions are visible in the above graph of  $\Delta(x)$ . The first region consists of only one point, the value  $x = 26, 861$  with  $\Delta(x) = -1$ .

# THE NEGATIVE REGIONS

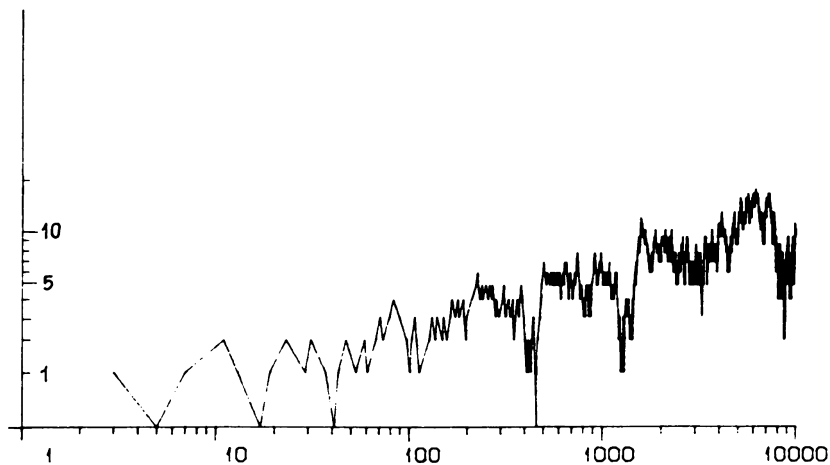


Figure 3.1.  $\pi_{4,3}(x) - \pi_{4,1}(x)$  for  $x \leq 10^4$ .

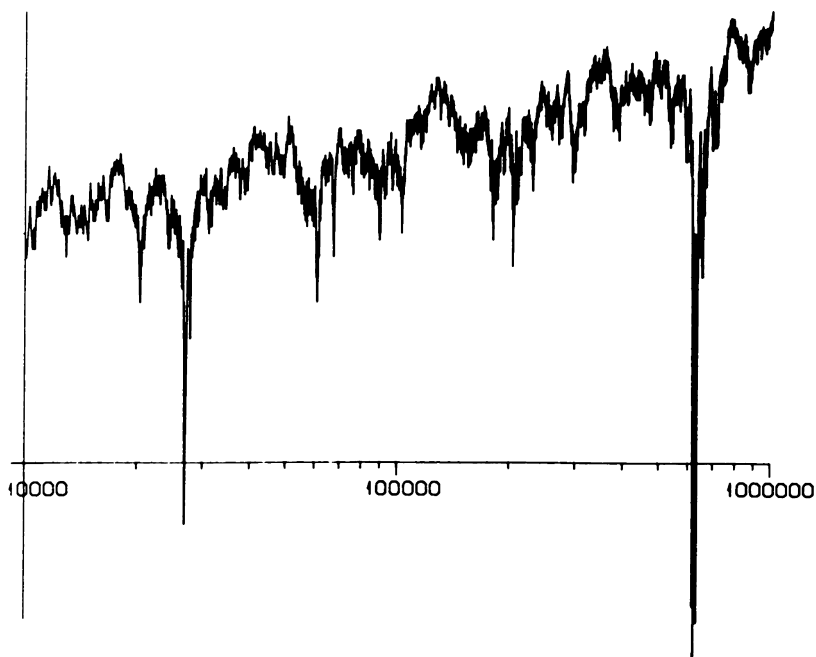


Figure 3.2.  $\pi_{4,3}(x) - \pi_{4,1}(x)$  for  $10^4 \leq x \leq 10^6$ .

In the second region of negative values of  $\Delta(x)$ , starting at  $x = 616,841$ ,  $\Delta(x)$  makes several short dips into the negative. The deepest of these lies between 623,437 and 623,803 where  $\Delta(x)$  runs as low as  $-8$  for  $x = 623,681$ . From  $x = 633,799$ , the last value in the region with  $\Delta(x) \leq 0$ ,  $\Delta(x)$  rapidly increases again to the value 40 for  $x = 641,639$  and then continues on the same high level that it had reached before it entered into this negative region. The third region with negative values of  $\Delta(x)$  is much higher up, about  $x = 12,366,589$ , for which the lowest value of  $\Delta(x)$  in this region,  $-24$ , occurs. We reproduce below the graph of  $\Delta(x)$  in this region as well as, for comparison, on the following page, the graph of a curve depicting the results of coin tossing:

$$f(x) = \sum_{p \leq x} \epsilon_p, \quad p \text{ prime.}$$

For the coin-tossing curve  $\epsilon_p = +1$  or  $-1$  with equal probability. Observing the general resemblance between the coin-tossing curve and the curve for  $\Delta(x)$ , we have yet another confirmation of the reasonability of using probabilistic models in studying the distribution of primes, at least locally. The coin-tossing curve does not, however, explain why  $\pi_{4,3}(x) - \pi_{4,1}(x)$  resumes positive values after the visits into the negative. Quite the contrary—on average in half the cases the coin-tossing curve continues in the negative after an axis-crossing region. See [12].

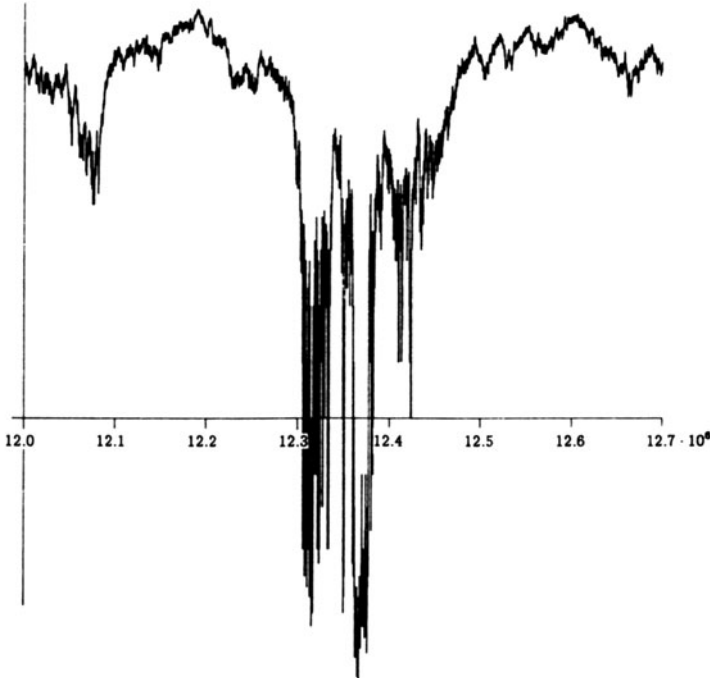


Figure 3.3.  $\pi_{4,3}(x) - \pi_{4,1}(x)$  for  $12.0 \cdot 10^6 \leq x \leq 12.7 \cdot 10^6$ .

# THE NEGATIVE BLOCKS

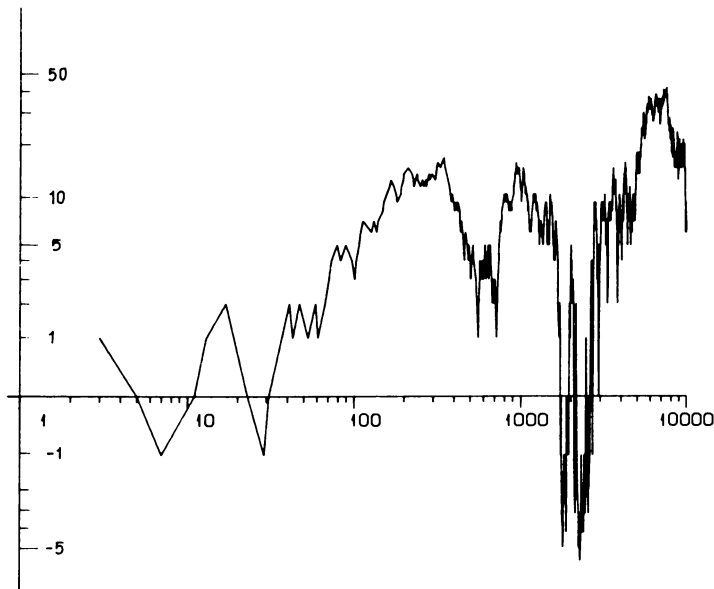


Figure 3.4. Coin-tossing curve.

The third negative region is somewhat different from the first two. In this region there is an area in which  $\Delta(x)$  stays negative for a long while. This is the interval  $[12\,361\,933, 12\,377\,279]$  in which  $\Delta(x) < 0$  continuously. This means that there are over 15,000 consecutive integers here for which  $\Delta(x)$  is negative!

This property of remaining negative for a period will be even more pronounced in the following negative regions.

## The Negative Blocks

In the three regions described so far, the “band” around the “main curve” descends only now and then below the  $x$ -axis, while the general tendency is still positive, and only occasionally are there short intervals when  $\Delta < 0$ . In each of the subsequent three negative regions, however, the curve plunges into and stays in the negative very long, resulting in long blocks of negative values of  $\Delta(x)$ . We give some key values for these three long negative blocks:

Region	Negative block	min $\Delta(x)$	max $\Delta(x)$
4	951, 850, 000–951, 880, 000	–48	–12
5	$6.34 \cdot 10^9$ – $6.37 \cdot 10^9$	–1374	–19
6	$18.54 \cdot 10^9$ – $18.95 \cdot 10^9$	–2719	–54

## SUBTLETIES IN THE DISTRIBUTION OF PRIMES

The negative blocks are actually larger than shown in the table but their extent is at present not precisely known. This is because the computer program with which Bays and Hudson detected them only provided output at regular intervals, and so the exact beginning and end of these blocks was lost.—The existence of these very long negative blocks came as a big surprise. In the largest block there are more than 410 million (consecutive) integers with  $\Delta(x) < 0$ . This is more than 2% of the numbers in the range investigated (up to  $2 \cdot 10^{10}$ ).

Bays and Hudson have, in addition, made a corresponding study of the distribution of the primes between the two series  $6n \pm 1$ , with a similar result. Their report on this is published in [13].

### Large Gaps Between Consecutive Primes

Another local property of the series of primes that has been studied is the difference  $\Delta_n = p_{n+1} - p_n$  between consecutive primes. The following assertion is easy to prove:  $\Delta_n$  can be made as large as we wish.

**Proof.** Let  $N = 2 \cdot 3 \cdot 5 \dots p_n$ . Then the consecutive integers

$$N + 2, N + 3, N + 4, \dots, N + p_{n+1} - 2, N + p_{n+1} - 1 \quad (3.17)$$

are all composite. This is easy to understand, if we make a sieve of Eratosthenes for the given interval. Since  $N$  is divisible by all primes  $\leq p_n$ , the multiples of these primes will strike upon integers forming exactly the same pattern as the multiples of these primes form in the interval  $[2, p_{n+1} - 1]$ . But every one of these integers is certainly divisible by some prime  $\leq p_n$ , which will therefore also be the case for the corresponding integer of (3.17). Thus, every one of the integers (3.17) is composite. Since  $p_{n+1}$  can be made as large as we like, the assertion follows. Let us attempt to estimate how high up in the number series we have to advance in order to find a gap of width  $\Delta_k$ . The mean value  $\bar{\Delta}_k$  of  $\Delta_k$ ,  $k = 0, 1, 2, \dots, n - 1$ , is, if  $p_0$  is defined as 0,

$$\bar{\Delta}_k = \frac{1}{n} \sum_{k=0}^{n-1} \Delta_k = \frac{p_n}{n}.$$

According to (2.39),

$$\frac{p_n}{n} > \ln(n \ln n) - 1.0073 = \ln n + \ln \ln n - 1.0073 > \ln n,$$

if  $n > e^{e^{1.0073}} = 15.5$ . Since the largest value of the gap  $\Delta_k$  certainly is  $\geq$  its mean value  $\bar{\Delta}_k$ ,

$$\max_{k \leq n-1} \Delta_k \geq \frac{p_n}{n} > \ln n, \quad \text{for } n \geq 16. \quad (3.18)$$

From this it follows that a difference  $p_{k+1} - p_k$  of size  $\geq \Delta_k$  certainly will occur for some

$$x < G = e^{\Delta_k}. \quad (3.19)$$

## THE CRAMÉR CONJECTURE

This value is, unfortunately, a grotesque over-estimate of the smallest value of  $x$  possible, but this is what is easily proved. When  $\Delta_k$  takes a larger value for some  $k$  than it has for all smaller values of  $k$ , this is called a *maximal gap*. The maximal gaps have been found up to  $7.263 \cdot 10^{13}$  by Daniel Shanks [14], by L. J. Lander and T. R. Parkin [15], by Richard Brent [16], [17], and by Jeff Young and Aaron Potler [18], and are given in the table on the next page.

The (over-)estimate (3.19) proves that a gap of length 100 must occur before  $e^{100} = 10^{43.43}$ , while the table shows that such a gap occurs already for  $10^{5.57}$ , a significantly smaller value of  $G$ . From the values of the table Shanks has conjectured that the first gap of width  $\Delta_k$  will appear at approximately  $G = e^{\sqrt{\Delta_k}}$ , which may also be expressed as

$$\max_{k \leq G} \sqrt{\Delta_k} \sim \ln G, \quad \text{as } G \rightarrow \infty. \quad (3.20)$$

### The Cramér Conjecture

A related conjecture has been made much earlier by Harald Cramér [19], who conjectured that

$$\overline{\lim}_{n \rightarrow \infty} \frac{\Delta_n}{(\ln p_n)^2} \stackrel{c}{=} 1. \quad (3.21)$$

Since Cramér's argument actually is quite simple and is a nice example of statistical reasoning applied to the distribution of primes, we shall present it. The starting point is the Prime Number Theorem  $\pi(x) \sim x / \ln x$  which is utilized to create sequences of integers which in some respect resemble the sequence of primes. Cramér constructs a model in which black and white balls are drawn with the chance of drawing a white ball in the  $n$ th trial being  $1 / \ln n$  for  $n > 2$  and being arbitrarily chosen for  $n = 1$  and  $n = 2$ . If the  $n$ th white ball is produced in the  $P_n$ th trial, then the sequence  $P_1, P_2, \dots$  will form an increasing sequence of integers. The class  $C$  of all possible sequences  $\{P_n\}$  is considered. Obviously the sequence  $S$  of ordinary primes  $\{p_n\}$  belongs to this class.

Next, Cramér considers the order of magnitude of  $P_{n+1} - P_n$  by aid of the following construction. Let  $c > 0$  be a given constant and let  $E_m$  denote the event that black balls are obtained in all the trials  $m + \nu$  for  $1 \leq \nu \leq c(\ln m)^2$ . Then the following two events have the same probability

1. The inequality

$$P_{n+1} - P_n > c(\ln P_n)^2 \quad (3.22)$$

is satisfied for an infinity of values of  $n$ .

2. An infinite number of the events  $E_m$  are realized.

# SUBTLETIES IN THE DISTRIBUTION OF PRIMES

Maximal gaps between consecutive primes $\leq 7.263 \cdot 10^{13}$					
$\max \Delta_k$	$p_{k+1}$	$\frac{\ln p_{k+1}}{\sqrt{\Delta_k}}$	$\max \Delta_k$	$p_{k+1}$	$\frac{\ln p_{k+1}}{\sqrt{\Delta_k}}$
1	3	1.10	282	4362 73291	1.19
2	5	1.14	288	12942 68779	1.24
4	11	1.20	292	14531 68433	1.23
6	29	1.37	320	23009 42869	1.21
8	97	1.62	336	38426 11109	1.20
14	127	1.29	354	43024 07713	1.18
18	541	1.48	382	1 07269 05041	1.18
20	907	1.52	384	2 06780 48681	1.21
22	1151	1.50	394	2 23670 85353	1.20
34	1361	1.24	456	2 50560 82543	1.12
36	9587	1.53	464	4 26526 18807	1.14
44	15727	1.46	468	12 79763 35139	1.18
52	19661	1.37	474	18 22268 96713	1.19
72	31469	1.22	486	24 11606 24629	1.19
86	1 56007	1.29	490	29 75010 76289	1.19
96	3 60749	1.31	500	30 33714 55741	1.18
112	3 70373	1.21	514	30 45995 09051	1.17
114	4 92227	1.23	516	41 66086 96337	1.18
118	13 49651	1.30	532	46 16905 10543	1.16
132	13 57333	1.23	534	61 44874 54057	1.17
148	20 10881	1.19	540	73 88329 28467	1.18
154	46 52507	1.24	582	134 62943 11331	1.16
180	170 51887	1.24	588	140 86954 94197	1.15
210	208 31533	1.16	602	196 81885 57063	1.15
220	473 26913	1.19	652	261 49417 11251	1.12
222	1221 64969	1.25	674	717 71626 12387	1.14
234	1896 95893	1.25	716	1382 90485 60417	1.13
248	1919 13031	1.21	766	1958 13341 93189	1.11
250	3870 96383	1.25	778	4284 22839 26129	1.13

## THE CRAMÉR CONJECTURE

If  $\epsilon_m$  denotes the probability of the event  $E_m$ , then

$$\epsilon_m = \prod_{v=1}^{c(\ln m)^2} \left( 1 - \frac{1}{\ln(m+v)} \right).$$

$$\text{Thus } -\ln \epsilon_m = - \sum_{v=1}^{c(\ln m)^2} \ln \left( 1 - \frac{1}{\ln(m+v)} \right) \sim$$

$$\begin{aligned} & \sim \sum_{v=1}^{c(\ln m)^2} \left( \frac{1}{\ln(m+v)} + O \left( \frac{1}{(\ln m)^2} \right) \right) \sim \int_1^{c(\ln m)^2} \frac{dx}{\ln(m+x)} + O(1) \sim \\ & \sim c \ln m + O(1), \end{aligned}$$

and thus we can find two positive constants  $A$  and  $B$  such that for all sufficiently large values of  $m$

$$\frac{A}{m^c} < \epsilon_m < \frac{B}{m^c}. \quad (3.23)$$

Thus if  $c > 1$  the series  $\sum_{m=1}^{\infty} \epsilon_m$  is convergent, and consequently, due to a lemma by Cantelli (see [12], pp. 188–189), the probability of the realization of an infinite number of events  $E_m$  is equal to zero.

If, on the other hand,  $c < 1$ , consider the events  $E_{m_1}, E_{m_2}, \dots$ , where  $m_1 = 2$  and

$$m_{r+1} = m_r + \lfloor c(\ln m_r)^2 \rfloor + 1.$$

Then for some constant  $K$  and all sufficiently large  $r$

$$m_r \leq K r (\ln r)^2$$

(since the function  $Kx(\ln x)^2$ , having the derivative  $K(\ln x)^2 + 2K \ln x$  grows faster than the function  $m_x$  having a difference  $\leq c(\ln x)^2 + 1$ ). Thus, according to (3.23), in this case the series  $\sum \epsilon_{m_r}$  is divergent, because  $c \leq 1$ . Since the events  $E_{m_r}$  are mutually independent, we conclude, again using a lemma by Cantelli, that with a probability = 1 an infinite number of these events will be realized.

To sum up: The probability of an infinite number of solutions of (3.22) is equal to zero if  $c > 1$  and equal to one if  $c < 1$ . Combining these two results, Cramér obtains the following

**Theorem 3.2.** With a probability = 1

$$\overline{\lim}_{n \rightarrow \infty} \frac{P_{n+1} - P_n}{(\ln P_n)^2} = 1.$$

This suggests (3.21).



Cramér's conjecture is another example of the danger of relying on heuristic arguments which seem very persuasive and are supported by numerical evidence. H. Maier has recently shown that the number of primes in intervals about  $x$  of length  $(\ln x)^c$ , where  $c$  is any positive constant, varies much more than the Cramér model predicts.

In order to compare the gaps predicted by Shanks' conjecture (3.20) with reality, the quotient between the left-hand-side and the right-hand-side of (3.20) has also been given in the table above. The quotient may well tend to 1 as  $x \rightarrow \infty$ , and its largest value in the table is 1.62. Thus, if no dramatic changes occur higher up, we may conjecture that always

$$1.62 \max_{k \leq G} \sqrt{\Delta_k}^c > \ln p_k. \quad (3.24)$$

The inequality (3.22) would imply that a gap  $\Delta_k$  occurs before

$$G \stackrel{c}{=} e^{1.62\sqrt{\Delta_k}}. \quad (3.25)$$

If this holds, a prime free interval of length 1 million ought to be found below  $e^{1620} < 10^{704}$ , an enormous number, but nevertheless smaller than many known large primes.

### Bibliography

1. Daniel Shanks and John W. Wrench, Jr., "Brun's Constant," *Math. Comp.* **28** (1974) pp. 293–299.
- 1'. B. K. Parady, Joel F. Smith, and Sergio E. Zarantonello, "Largest Known Twin Primes," *Math. Comp.* **55** (1990) pp. 381–382.
2. G. H. Hardy and J. E. Littlewood, "Some Problems of 'Partitio Numerorum' III: On the Expression of a Number as a Sum of Primes," *Acta Math.* **44** (1922) pp. 1–70 = G. H. Hardy, *Coll. Papers*, vol. 1, pp. 561–630.
3. F. J. Gruenberger and G. Armerding, *Statistics on the First Six Million Prime Numbers*, Reviewed in *Math. Comp.* **19** (1965) pp. 503–505.
4. Hans Riesel and Robert. C. Vaughan, "On Sums of Primes," *Arkiv fr Mat.* **21** (1983) pp. 45–74.
5. G. H. Hardy and E. M. Wright, *An Introduction to the Theory of Numbers*, Fifth edition, Oxford, 1979, p. 351.
6. Richard P. Brent, "The Distribution of Small Gaps Between Successive Primes," *Math. Comp.* **28** (1974) pp. 315–324.
7. Ian Richards, "On the Incompatibility of Two Conjectures Concerning Primes," *Bull. Am. Math. Soc.* **80** (1974) pp. 419–438.

## BIBLIOGRAPHY

8. Thomas Vehka, "Explicit Construction of an Admissible Set for the Conjecture that Sometimes  $\pi(x + y) > \pi(y) + \pi(x)$ ," *Notices Am. Math. Soc.* **26** (1979) p. A-453.
9. Hans Riesel, "Primes Forming Arithmetic Series and Clusters of Large Primes," *Nordisk Tidskrift för Informationsbehandling (BIT)* **10** (1970) pp. 333–342.
10. J. E. Littlewood, "Sur la Distribution des Nombres Premiers," *Comptes Rendus* **158** (1914) pp. 1869–1872.
11. Carter Bays and Richard H. Hudson, "On the Fluctuations of Littlewood for Primes of the Form  $4n \pm 1$ ," *Math. Comp.* **32** (1978) pp. 281–286.
12. William Feller, *An Introduction to Probability Theory and its Applications*, vol. I, Second edition, Wiley, New York, 1957, pp. 73–87.
13. Carter Bays and Richard H. Hudson, "Details of the First Region of Integers  $x$  with  $\pi_{3,2}(x) < \pi_{3,1}(x)$ ," *Math. Comp.* **32** (1978) pp. 571–576.
14. Daniel Shanks, "On Maximal Gaps Between Successive Primes," *Math. Comp.* **18** (1964) pp. 646–651.
15. L. J. Lander and T. R. Parkin, "On the First Appearance of Prime Differences," *Math. Comp.* **21** (1967) pp. 483–488.
16. Richard P. Brent, "The First Occurrence of Large Gaps Between Successive Primes," *Math. Comp.* **27** (1973) pp. 959–963.
17. Richard P. Brent, "The First Occurrence of Certain Large Prime Gaps," *Math. Comp.* **35** (1980) pp. 1435–1436.
18. Jeff Young and Aaron Potler, "First Occurrence Prime Gaps," *Math. Comp.* **52** (1989) pp. 221–224.
19. Harald Cramér, "On the Order of Magnitude of the Difference Between Consecutive Prime Numbers," *Acta Arith.* **2** (1936) pp. 23–46.

## CHAPTER 4

# THE RECOGNITION OF PRIMES

### Introduction

One very important concern in number theory is to establish whether a given number  $N$  is prime or composite. At first sight it might seem that in order to decide the question an attempt must be made to factorize  $N$  and if it fails, then  $N$  is a prime. Fortunately there exist primality tests which do not rely upon factorization. This is very lucky indeed, since all factorization methods developed so far are rather laborious. Such an approach would admit only numbers of moderate size to be examined and the situation for deciding on primality would be rather bad. It is interesting to note that methods to determine primality, other than attempting to factorize, do not give any indication of the factors of  $N$  in the case where  $N$  turns out to be composite.—Since the prime 2 possesses certain particular properties, we shall, in this and the next chapter, assume for most of the time that  $N$  is an *odd* integer.

### Tests of Primality and of Compositeness

Every logically stringent primality test has the following form: If a certain condition on  $N$  is fulfilled then  $N$  is a prime, otherwise  $N$  is composite. Very many primality tests are of this form. However, they are often either rather complicated, or applicable only to numbers  $N$  of a certain special form, such as  $N = 5 \cdot 2^k - 1$  or  $N = 9 \cdot 10^k + 1$ . Conversely, there exist numerous tests which are mathematically simple and computationally fast, but which on certain, very rare occasions, fail. These failures always result in a composite number being indicated as a prime, and never vice versa. We shall call such tests *compositeness tests*, while those that never fail on deciding primality will be termed *primality tests*. We have thus introduced the following terminology: A successful compositeness test on  $N$  proves that  $N$  is composite and a successful primality test proves that  $N$  is prime. If a primality test is performed on  $N$  and the condition for primality is not fulfilled, then this constitutes a proof that  $N$  is composite. However, if a compositeness test is performed on  $N$  and the condition for compositeness is *not* fulfilled, then primality of  $N$  is *not necessarily proved*.

## Factorization Methods as Tests of Compositeness

In the next two chapters we shall discuss the most important factorization methods in current use. Of course, a successful factorization of  $N$  resolves the question of compositeness/primality for  $N$  and it follows that each of the factorization methods presented in Chapters 5 and 6 can be used as a compositeness test for  $N$ . However, as has already been mentioned, factorization is quite expensive and is therefore used only as a compositeness test for factors that are easy to find, for instance very small factors. In the short table on p. 142 we see that 76% of all odd integers have a prime factor  $< 100$  and thus, by simply performing trial divisions by all odd primes below 100, we have a good chance of proving  $N$  to be composite!—Normally, however, factorization methods play a rôle as compositeness tests only, as mentioned above, when used as a fast preliminary means of settling the question for the majority of  $N$ , before some more elaborate test needs to be applied for the remainder.

### Fermat's Theorem as Compositeness Test

The foundation-stone of many efficient primality tests and of almost all compositeness tests is Fermat's Theorem A2.8 (see p. 268): If  $p$  is a prime and  $\text{GCD}(a, p) = 1$ , then

$$a^{p-1} \equiv 1 \pmod{p}. \quad (4.1)$$

The logical converse of Fermat's Theorem immediately yields

**Theorem 4.1. Fermat's Theorem used as compositeness test.** If  $\text{GCD}(a, N) = 1$  and

$$a^{N-1} \not\equiv 1 \pmod{N}, \quad (4.2)$$

then  $N$  is composite.

### Fermat's Theorem as Primality Test

Could Fermat's Theorem also be used as a primality test? Unfortunately not! Despite the fact that the overwhelming majority of composite integers  $N$  can be shown to be composite by applying Theorem 4.1, there do exist certain combinations of  $a$  and composite  $N$  for which  $a^{N-1} \equiv 1 \pmod{N}$ , and these values of  $N$  are thus not revealed as composite by this criterion. One of the simplest examples is  $N = 341 = 11 \cdot 31$ , which gives  $2^{340} \equiv 1 \pmod{341}$ . In this case, however, a change of base from 2 to 3 helps:  $3^{340} \equiv 56 \pmod{341}$ , which proves  $N$  to be composite.

## THE RECOGNITION OF PRIMES

### Pseudoprimes and Probable Primes

A composite number which, like  $N = 341$  above, behaves like a prime in Fermat's Theorem, is called a *pseudoprime* (meaning false prime). To render the definition of pseudoprime a little more precise, we give

**Definition 4.1.** An odd *composite* number  $N$ , for which

$$a^{N-1} \equiv 1 \pmod{N} \quad (4.3)$$

is called a (Fermat) *pseudoprime*, or *PSP*, for base  $a$ .

**Remark.** The term pseudoprime has been used in older literature for *any*  $N$  satisfying (4.3), *primes as well as composites*, thus including both primes and false primes! In more modern texts the term “probable prime” (PRP) is often used for prime number candidates until their primality (or compositeness) has been established.

Now, if all the pseudoprimes for some particular base were known, then a Fermat test performed for this base in combination with a list of pseudoprimes would actually constitute a fast primality test. As a matter of fact this works very well for numbers of limited size! The technique has been made use of by D. H. Lehmer, see [1] and [2], who prepared a list of all Fermat pseudoprimes below  $2 \cdot 10^8$  for base 2 with no factor  $< 317$ . Lehmer's list of pseudoprimes starts at  $10^7$  which was the limit of the existing prime tables at the time. In order to test a number  $N$  between  $10^7$  and  $2 \cdot 10^8$  for primality with aid of Lehmer's list this scheme was followed:

1. Perform trial divisions by the 65 primes  $\leq 313$ . If a divisor is found  $N$  is composite.
2. Compute  $2^{N-1} \pmod{N}$ . If the residue is  $\not\equiv 1$ , then  $N$  is composite.
3. For the residue 1, check with Lehmer's list of pseudoprimes. If  $N$  is in the list, it is composite and its factors are given in the list. If not in the list,  $N$  is a prime.

About 15 years ago this technique of settling the question of primality for numbers of limited size has been pushed further by Carl Pomerance, John Selfridge and Samuel Wagstaff and is reported in [3]. It appeared that below  $25 \cdot 10^9$  there are 21853 pseudoprimes for base 2, of which 4709 remain if base 3 is also tested. Of these, base 5 leaves 2552 and, finally, base 7 eliminates all but 1770. Thus if a list is available of these 1770 numbers below  $25 \cdot 10^9$ , the pseudoprimes for all four bases 2, 3, 5 and 7, we can decide upon the primality of any number up to this limit by performing at most four Fermat tests.—We will show below that Fermat tests are computationally fast. One Fermat test can, as a matter of fact, be carried out in at most  $2 \log_2 N$  steps, each step consisting of the multiplication and reduction mod  $N$  of two integers mod  $N$ . In the next subsection we shall demonstrate in detail how this can be implemented.

If this technique is to be carried much further, we have to study what is called *strong pseudoprimes* rather than using the ordinary Fermat pseudoprimes,

## A COMPUTER PROGRAM FOR FERMAT'S TEST

because the strong pseudoprimes are much less common. See the subsection below on strong pseudoprimes.

### A Computer Program for Fermat's Test

The problem is: How can we compute  $a^d \bmod N$  without too much labor? The algorithm which we shall describe relies upon the *binary representation* of the exponent  $d$ :

$$d = \beta_0 + \beta_1 \cdot 2 + \beta_2 \cdot 2^2 + \cdots + \beta_s \cdot 2^s, \quad (4.4)$$

where the binary digits  $\beta_i$  are 0 or 1. The number of digits,  $s + 1 = \lfloor \log_2 d \rfloor + 1$ , since for  $d = 2^k$  we have the binary representation  $d = 1 \cdot 2^k$ , and so  $\beta_k = 1$  in this case, while all the other digits are 0. Now we have

$$a^d = a^{\sum_{i=0}^s \beta_i 2^i} = \prod_i a^{\beta_i 2^i} = \prod_{\beta_j=1} a^{2^j}. \quad (4.5)$$

To clarify this with an example: In order to compute  $a^{13}$ , first write 13 as  $1 + 4 + 8$ , then compute  $a^2$ ,  $a^4$ ,  $a^8$  by successively squaring, starting from  $a$ , since  $a^{2^{i+1}} = (a^{2^i})^2$  and, finally, compute  $a^{13} = a^1 \cdot a^4 \cdot a^8$ . This procedure is very efficient, especially in a binary computer, where  $d$  is already stored in binary form. However, we shall not make use of this shortcut here, since our intention is to express all computer programs in the high-level language PASCAL. In this case (or when  $d$  is stored in decimal form, as in a programmable calculator), we must find the binary digits of  $d$  before we can choose which factors  $a^{2^j}$  to multiply together in (4.5). There are several good algorithms for computing the binary digits of an integer and in this particular situation it would be nice to start the multiplications of the expressions  $a^{2^j}$  with the lower powers of 2 first, so that we must use an algorithm which gives the least significant digit  $\beta_0$  first. This is easy if you include, in your PASCAL program, the code

```
IF odd(d) THEN beta0:=1 ELSE beta0:=0; d:=(d-beta0) DIV 2;
```

These statements compute  $\beta_0$  and remove it from  $d$ , so that  $\beta_1$  can then be found by a similar operation. This fragment of code can, however, be simplified considerably, due to the fact that the expression  $(d - \beta_0) \text{ DIV } 2$  will assume the value  $d \text{ DIV } 2$  regardless of whether  $\beta_0$  is 0 or 1. (Since if  $\beta_0 = 1$ , then  $d$  is odd and thus  $(d - \beta_0)/2$  is the integer part of  $d/2$ , precisely what the integer division  $d \text{ DIV } 2$  in PASCAL furnishes in this case.) But, since the value of  $\beta_0$  is of no consequence, the variable `beta0` is not needed at all in the program and the section of code can be reduced to

```
IF odd(d) THEN statement; d:=d DIV 2;
```

## THE RECOGNITION OF PRIMES

Here statement stands in place of the computation that is to be carried out only in case  $d$  is odd. In order to compute  $a^d \bmod N$ , we may now construct a loop in the program in which a squaring and reduction mod  $N$  of  $a^{2^j}$  is performed, and also a multiplication by  $a^{2^j}$  followed by a reduction mod  $N$  of the product  $\prod a^{2^j}$  so far accumulated, in case  $\beta_j = 1$ . If  $\beta_j = 0$  then this part of the computation is omitted. The program loop becomes

```
WHILE d > 0 DO
  BEGIN IF odd(d) THEN prod:=prod*a2j MOD N;
        d:=d DIV 2; a2j:=sqr(a2j) MOD N
  END;
```

Now the loop has only to be “initialized” by suitable values:  $a2j:=a$ ; and  $prod:=1$ ; Incorporating this in a complete program, we arrive at the following code for computing  $a^d \bmod N$ :

```
PROGRAM Fermat
{Computes  $a^d \bmod N$ }
(Input,Output);
VAR a,d,N,a2j,prod : INTEGER;

BEGIN
write('Input a, d and N: '); read(a,d,N);
prod:=1; a2j:=a;
WHILE d>0 DO
  BEGIN IF odd(d) THEN prod:=prod*a2j MOD N;
        d:=d DIV 2; a2j:=sqr(a2j) MOD N
  END;
{When arriving here,  $a^d \bmod N$  has been computed}
write('a^d mod N=',prod:5)
END.
```

This short program will operate only if  $N^2$  is less than the largest integer that can be stored in a computer word. If  $N$  is larger, multiple precision arithmetic must be used for the computations.—As in several similar situations throughout this book the reader is asked to consider the code above only as a model of how the computation should be organized rather than as a general program which covers all situations.—An investigation on how often a Fermat test will fail to reveal a composite number can be found in [4].

## THE LABOR INVOLVED IN A FERMAT TEST

### The Labor Involved in a Fermat Test

From the computer program just shown, it is obvious that the number of multiplications and reductions mod  $N$  when computing  $a^d \bmod N$  lies between  $\lfloor \log_2 d \rfloor$  and  $2\lfloor \log_2 d \rfloor$ , depending on the number of binary ONEs of  $d$ . Since about half of the binary digits of a number chosen at random have the value 1, the average value will be  $1.5\lfloor \log_2 d \rfloor$  operations of the described kind for evaluating  $a^d \bmod N$ . Performing a Fermat test (with  $d = N - 1$ ) therefore takes at most  $2 \log_2 N$  and on average  $1.5 \log_2 N$  multiplications and reductions mod  $N$ . Thus it is an algorithm of *polynomial order* (for this concept, see p. 242 in Appendix 1).

### Carmichael Numbers

For a composite number  $N$  it is usually fairly easy to find, by trial and error, an  $a$ , such that  $a^{N-1} \not\equiv 1 \bmod N$ . Hence, in most cases a small number of Fermat compositeness tests will reveal  $N$  as being composite. *However, there exist composite numbers  $N$  such that  $a^{N-1} \equiv 1 \bmod N$  for all  $a$  satisfying  $(a, N) = 1$ .* These exceptional numbers are called *Carmichael numbers*, see [5]–[7], of which the smallest is  $561 = 3 \cdot 11 \cdot 17$ . A Carmichael number never reveals its compositeness under a Fermat test, unless  $a$  happens to be a divisor of  $N$ , a situation which can be avoided by first testing whether  $\text{GCD}(a, N) > 1$ .—Although the Carmichael numbers are rather scarce (see the section below on Counts of Pseudoprimes and Carmichael Numbers), there do exist enough of them to create frustration when a number of Fermat tests all yield the result  $a^{N-1} \equiv 1 \bmod N$ . (There are 2163 Carmichael numbers below  $25 \cdot 10^9$  and 105212 of them up to  $10^{15}$ .—The reader might find it strange that there are *more* Carmichael numbers up to  $25 \cdot 10^9$  than the 1770 composites, mentioned on p. 86, which “survived” pseudoprime tests for the bases  $a = 2, 3, 5$  and  $7$ , since a Carmichael number should pass a pseudoprime test to *any* base. However, it should be borne in mind that a pseudoprime test with base  $a$ , where  $\text{GCD}(a, N) > 1$ , will certainly reveal  $N$  to be composite. Thus, the discrepancy between these two figures is due to the fact that there are  $2163 - 1770 = 393$  Carmichael numbers below  $2.5 \cdot 10^9$  which possess one or more factors among  $2, 3, 5$  and  $7$ .—As a matter of fact, infinitely many formulas for the structure of possible Carmichael numbers can be constructed, such as

$$N = (6t + 1)(12t + 1)(18t + 1). \quad (4.6)$$

Here all three factors  $6t + 1$ ,  $12t + 1$  and  $18t + 1$  must be primes for the same value of  $t$ . To verify that this formula actually gives Carmichael numbers, we compute  $\lambda(N) = \text{LCM}[6t, 12t, 18t] = 36t$ , and thus  $N - 1 = 36t(36t^2 + 11t + 1) = s \cdot \lambda(N)$ ,  $s$  integer, and moreover from Carmichael’s Theorem A2.11 on p. 274 we find that  $a^{N-1} = (a^{\lambda(N)})^s \equiv 1 \bmod N$  for all  $a$  such that  $\text{GCD}(a, N) = 1$ .



## THE RECOGNITION OF PRIMES

Examples of Carmichael numbers of the particular structure given in (4.6) are

$$7 \cdot 13 \cdot 19 = 1729, \quad 37 \cdot 73 \cdot 109 = 294409, \quad 211 \cdot 421 \cdot 631 = 56052361, \dots$$

$$9091 \cdot 18181 \cdot 27271 = 4507445537641, \dots$$

The general structure of Carmichael numbers is covered by the following rule:  $N$  is a Carmichael number if and only if  $p-1|N-1$  for every prime factor  $p$  of  $N$  and  $N$  is composite and squarefree.—Therefore, due to the existence of Carmichael numbers, it is essential to improve the Fermat test in order that the result “character undetermined” occurs less often. One such improvement is described in the next subsection.

### Euler Pseudoprimes

According to Euler’s criterion for quadratic residues, Theorem A3.3 on p. 278, we have

$$a^{(N-1)/2} \equiv \pm 1 \pmod{N} \text{ for } \text{GCD}(a, N) = 1, \quad (4.7)$$

if  $N$  is an odd prime. Hence, (4.7) can be used as a test of compositeness on  $N$  as well as Fermat’s theorem eq. (4.1):

**Theorem 4.2. Euler’s criterion used as compositeness test.** If  $N$  is odd,  $\text{GCD}(a, N) = 1$ , and

$$a^{(N-1)/2} \not\equiv \pm 1 \pmod{N}, \quad (4.8)$$

then  $N$  is composite. If  $a^{(N-1)/2} \equiv \pm 1 \pmod{N}$ , then this value should be compared with the value of Jacobi’s symbol  $(a/N)$  (see p. 281), and if

$$a^{(N-1)/2} \not\equiv \left( \frac{a}{N} \right) \pmod{N}, \quad (4.9)$$

then  $N$  is composite.—If, however,

$$a^{(N-1)/2} \equiv \left( \frac{a}{N} \right) \pmod{N}, \quad (4.10)$$

then the test is not conclusive.

As in Fermat’s compositeness test there are “false primes.” So there are odd composites which for *certain bases*  $a$  satisfy (4.10), and so we have use for a new

**Definition 4.2.** An odd *composite* number  $N$  such that

$$a^{(N-1)/2} \equiv \left( \frac{a}{N} \right) \pmod{N}, \text{ with } \text{GCD}(a, N) = 1,$$

## STRONG PSEUDOPRIMES AND A PRIMALITY TEST

is called an *Euler pseudoprime for base  $a$* . Many Carmichael numbers are revealed as composites by Euler's criterion, so that it distinguishes primes from composites more efficiently than does Fermat's theorem. The above remark applies also to many composite numbers which are *not* Carmichael numbers, but which are still not shown to be composite by Fermat's theorem for a *specific* base  $a$ . We find for instance that

$$2^{170} \equiv 1 \pmod{341}, \quad 5^{280} \equiv 67 \pmod{561}, \quad 11^{864} \equiv 1 \pmod{1729}.$$

Since  $67 \not\equiv \pm 1 \pmod{561}$ , there is no need to compute Jacobi's symbol in this case. In the remaining two cases we obtain

$$\left(\frac{2}{341}\right) = -1, \quad \text{and} \quad \left(\frac{11}{1729}\right) = -1,$$

so that all these integers will be revealed as composite by Euler's criterion. Of these three numbers, 561 and 1729 are Carmichael numbers, while 341, having  $2^{340} \equiv 1 \pmod{341}$ , is not.

### Strong Pseudoprimes and a Primality Test

The idea of using Euler's criterion instead of Fermat's theorem to distinguish between primes and composites can be carried a little further. In doing so we arrive at the concept *strong pseudoprime*, defined in

**Definition 4.3.** An odd *composite* number  $N$  with  $N - 1 = d \cdot 2^s$ ,  $d$  odd, is called a *strong pseudoprime for the base  $a$*  if either

$$a^d \equiv 1 \pmod{N} \text{ or } a^{d \cdot 2^r} \equiv -1 \pmod{N}, \text{ for some } r = 0, 1, 2, \dots, s - 1. \quad (4.10A)$$

Neither Euler pseudoprimes nor strong pseudoprimes admit the possibility of analogues to Carmichael numbers. Therefore, using Euler's criterion or a strong primality test *with enough bases* will finally reveal any composite number or, alternatively, prove the primality of any prime  $N$ . Some recent work by Gerhard Jaeschke, reported in [8], shows that there exist only 101 numbers below  $10^{12}$  which are strong pseudoprimes for all the bases 2, 3 and 5 simultaneously. Of these, only 9 will pass a strong primality test to base 7, and, finally, none of these is a strong pseudoprime to base 11. As a matter of fact, the smallest strong pseudoprime to all the bases 2, 3, 5, 7, and 11 simultaneously is the number 215 23028 98747, and thus 5 strong primality tests to these bases will prove a number below this limit prime (if it is). If we instead use the seven bases 2, 3, 5, 7, 11, 13, and 17, every number below 34155 00717 28321 can be identified as prime or composite by this technique.—In practice we of course do not perform all seven tests first, and then decide on the character of the number. In most of the cases the test for base 2

## THE RECOGNITION OF PRIMES

already reveals the number as composed, and we are finished. If not, we pass on to the next test and so on.

This fact can be utilized to identify any number below  $3.4 \cdot 10^{14}$  as being either composite or prime by means of the following very simple scheme:

1. Check whether  $N$  satisfies (4.10A) for base 2. If not, then  $N$  is composite.
2. Check whether  $N$  satisfies (4.10A) for base 3. If not, then  $N$  is composite.
3. If  $N < 13\,736\,53$ , then  $N$  is prime. If  $N \geq 13\,736\,53$ , check whether  $N$  satisfies (4.10A) for base 5. If not, then  $N$  is composite.
4. If  $N < \psi_3 = 253\,260\,01$ ,  $N$  is prime. If  $N \geq \psi_3$ , check whether  $N$  satisfies (4.10A) for base 7. If not, then  $N$  is composite.
5. If  $N < \psi_4 = 32150\,317\,51$ ,  $N$  is prime. If  $N \geq \psi_4$ , check whether  $N$  satisfies (4.10A) for base 11. If not, then  $N$  is composite.
6. If  $N < \psi_5 = 215\,230\,28\,987\,47$ ,  $N$  is prime. If  $N \geq \psi_5$ , check whether  $N$  satisfies (4.10A) for base 13. If not, then  $N$  is composite.
7. If  $N < \psi_6 = 347\,474\,96\,603\,83$ ,  $N$  is prime. If  $\psi_6 \leq N < 34155\,00717\,28321$ , check whether  $N$  satisfies (4.10A) for base 17. If not, then  $N$  is composite.

In [8] Jaeschke also discusses the possibility of using bases other than the first primes for the strong primality tests. With suitable choices of the bases, the number of tests can be cut down. Thus he finds that four bases, viz. 2, 13, 23, and 16 628 03 will suffice to decide upon the primality of any number up to  $10^{12}$ .

**Remark 1.** A strong primality test is more stringent than an Euler pseudoprime test. In [3], p. 1009 the following is proved: every strong pseudoprime for base  $a$  is also an Euler pseudoprime for base  $a$ .

**Remark 2.** Assuming the truth of the so-called Extended Riemann Hypothesis it has been proved by Gary Miller [9] that consecutive, strong pseudoprime tests can constitute a primality test working in polynomial time. The Extended Riemann Hypothesis is needed to prove the existence of a “small” non-residue of order  $q \bmod p$  for every prime  $p$ .— This hypothesis is a generalization of the ordinary Riemann hypothesis (see p. 48) to other functions than  $\zeta(s)$ , such as the Dirichlet  $L$ -functions mentioned on p. 258. In the Extended Riemann Hypothesis it is assumed that all of the  $L$ -functions have all their non-trivial zeros exactly on the line  $s = 1/2$ .

**Remark 3.** Using a number of strong primality tests with randomly chosen bases  $a$  is called the *Rabin–Miller probabilistic compositeness test*. It reveals the compositeness of most composites, but can never *prove* a number to be prime. It is possible to construct composite numbers, which are strong pseudoprimes to *any* given, finite set of bases  $a$ .

Since the various types of pseudoprimes behave like disguised primes in the tests performed, it is practical to introduce a term for all those integers which satisfy a certain (false) primality test. This is formalized in the following way:

**Definition 4.4.** An odd number (prime or composite), which is not revealed as composite by

## A COMPUTER PROGRAM FOR STRONG PSEUDOPRIME TESTS

1. a Fermat test with base  $a$  is a *probable prime* for base  $a$
2. Euler's criterion with base  $a$  is an *Euler probable prime* for base  $a$
3. a strong pseudoprime test with base  $a$  is a *strong probable prime* for base  $a$ .

### A Computer Program for Strong Pseudoprime Tests

Using the program for  $a^d \bmod N$  above and the scheme just given, we can devise the following PASCAL-program for testing the primality of any odd number below  $3.4 \cdot 10^{14}$ :

```
PROGRAM StrongPseudoprimeTest(Input,Output);
{Identifies any odd N below  $34 \cdot 10^{13}$  as prime or composite}
LABEL 1,2,3;
VAR a,d,d1,N,s,sw,a2j,prod,i,j : INTEGER;
    base,limit : ARRAY[1..7] OF INTEGER;

FUNCTION abmodn(a,b,N : INTEGER) : INTEGER;
{Computes  $a \cdot b \bmod N$ . Here the reader must program his own
function in double precision, depending on the word size
of his computer. If assembly language is accessible from
the high-level language the reader is using, an assembly
code is preferable. The function shown here is only a
model that works as long as  $N^2 <$  the largest integer
which can be stored}

BEGIN
    abmodn:=a*b MOD N
END;

BEGIN
base[1]:=2; base[2]:=3; base[3]:=5; base[4]:=7;
base[5]:=11; base[6]:=13; base[7]:=17;
limit[1]:=2047; limit[2]:=1373653; limit[3]:=25326001;
    limit[4]:=3215031751; limit[5]:=2152302898747;
    limit[6]:=3474749660383; limit[7]:=3415500717128321;

1: write('Input N: '); read(N); IF N>=limit[7] THEN
    BEGIN writeln('N is too large. Try again!'); GOTO 1 END;
d:=N-1; s:=0;
WHILE NOT odd(d) DO BEGIN d:=d DIV 2; s:=s+1 END;
d1:=d; { Here d is the "odd part" of N-1 }

FOR i:=1 TO 7 DO
```

## THE RECOGNITION OF PRIMES

```

BEGIN sw:=0; {sw switch for composite(=0) or prp(=1) }
a:=base[i]; prod:=1; a2j:=a; d:=d1; WHILE d>0 DO
  BEGIN IF odd(d) THEN prod:=abmodn(prod,a2j,N);
    {Here the last binary digit of d was used}
    d:=d DIV 2; a2j:=abmodn(a2j,a2j,N)
  END;
{When arriving here, prod=a^d mod N has been computed}
IF (prod=1) OR (prod=N-1) THEN GOTO 2 ELSE
  FOR j:=1 TO s-1 DO
    BEGIN prod:=abmodn(prod,prod,N);
      IF prod=1 THEN GOTO 3;
      IF prod=N-1 THEN GOTO 2;
    END; GOTO 3;
2: IF N<limit[i] THEN BEGIN sw:=1; GOTO 3 END;
END;
3: IF sw=0 THEN writeln('N is composite')
  ELSE writeln('N is prime')
END.

```

The remark we made about the program *Fermat* above applies equally well to this coding: The reader should regard it only as a structural model of the particular version of the program which would operate in his computer.

**Exercise 4.1. Strong pseudoprime test.** Write the FUNCTION `abmodn(a,b,N)` hinted at in the program above and incorporate it in a complete program for your computer. In order to save computing time, precede the pseudoprime test by trial divisions by the small primes  $\leq G$ , thereby discarding many composites before the more time-consuming pseudoprime test is applied. Make computer experiments with various values of  $G$  in order to find its optimal value. Use the integers between  $10^8$  and  $10^8 + 100$  as test numbers in these experiments.

### Counts of Pseudoprimes and Carmichael Numbers

The density of pseudoprimes determines how often probable primes are composite. It is thus of interest to count the number of pseudoprimes of various types  $\leq x$  and to find asymptotic formulas for their numbers as  $x \rightarrow \infty$ . Let  $P_2(x)$  be the number of pseudoprimes  $\leq x$  for base 2 and  $C(x)$  the number of Carmichael numbers  $\leq x$ . Not too much has been proved about the behavior of these counting functions, but some fairly precise conjectures have been made (see [10]). The following inequalities have been proved so far:

$$e^{(\ln x)^{5/14}} \leq P_2(x) \leq x e^{-\frac{1}{2} \ln x \ln_3 x / \ln_2 x} \quad (4.11)$$

## RIGOROUS PRIMALITY PROOFS

$$C(x) \leq x e^{-\frac{\ln x}{\ln_2 x} \left( \ln_3 x + \ln_4 x + \frac{\ln_4 x - 1}{\ln_3 x} + O\left(\frac{\ln_4 x}{\ln_3 x}\right)^2 \right)}, \text{ as } x \rightarrow \infty. \quad (4.12)$$

Here  $\ln_2 x$  stands for  $\ln \ln x$  and so on. Comparing these expressions with  $\pi(x) \sim x / \ln x$ , we can confirm our earlier assertion that the pseudoprimes for base 2 and the Carmichael numbers are scarce. To give just a few examples: for  $x = 10^{20}$ ,  $P_2(x)/\pi(x) \leq 1.43 \cdot 10^{-2}$  and  $C(x)/\pi(x) \leq 7.2 \cdot 10^{-5}$  and for  $x = 10^{50}$  these quotients are  $\leq 7.2 \cdot 10^{-7}$  and  $\leq 5.7 \cdot 10^{-16}$ , respectively. Thus the fraction of probable primes  $\leq x$  which actually are composite turns out to be very tiny indeed for large values of  $x$ .

The following two conjectures are stated, also in [10]:

$$P_2(x) \stackrel{c}{\leq} x e^{-\frac{\ln x}{\ln_2 x} (\ln_3 x + \ln_4 x + o(x))}, \text{ as } x \rightarrow \infty$$

$$C(x) \stackrel{c}{=} x e^{-\frac{\ln x}{\ln_2 x} \left( \ln_3 x + \ln_4 x + \frac{\ln_4 x - 1}{\ln_3 x} \right)} + O\left(\frac{\ln_4 x}{\ln_3 x}\right)^2, \text{ as } x \rightarrow \infty.$$

However, statistics on these numbers show that for  $10^{11} < x < 10^{16}$ ,

$$C(x) \approx x e^{-\frac{\ln x}{\ln_2 x} \cdot 1.86 \ln_3 x},$$

which indicates that some modification of the above conjecture might be needed. All Carmichael numbers up to  $10^{16}$  have been listed recently by R. G. E. Pinch (see [7] and [7']), who found  $C(10^{15}) = 105212$  and  $C(10^{16}) = 246683$ .

In another piece of recent work Alford, Granville and Pomerance [11] have proved that  $C(x) > x^{2/7}$  for all sufficiently large numbers  $x$ . It is also hinted in this paper at the possibility that the exponent might be raised from  $2/7$  to  $1 - \epsilon$ , for every  $\epsilon > 0$ . The possibility that  $C(x)$  ultimately may grow quite large can be seen as a consequence of the fact that a large Carmichael number often is the product of many prime factors. This increases the number of combinations of prime factors which result in a Carmichael number. To support this line of reasoning, we mention that the smallest Carmichael number with 6 prime factors is  $5 \cdot 19 \cdot 23 \cdot 29 \cdot 37 \cdot 137 = 3211\,97185$ , while in the interval  $[10^{15}, 10^{16}]$ , the Carmichael numbers with 6 or more prime factors dominate (these count to 104744 out of the 141471 Carmichael numbers in this interval).

### Rigorous Primality Proofs

For large primes  $N$  it is not easy actually to *prove* their primality. The reason for this is that any rigorous proof must exclude the possibility of  $N$  being only a pseudoprime. The more compositeness tests we perform on  $N$  the greater the likelihood that  $N$  is prime, but this in itself is no mathematical proof. Several

## THE RECOGNITION OF PRIMES

computer algebra systems which offer fast primality testing algorithms as standard, sadly ignore this fact. R. G. E. Pinch in [12] expresses criticism on the algebra systems *Mathematica*, *Maple V*, and *Axiom* for letting some known Carmichael numbers or known Fermat pseudoprimes to base 2 pass as primes.

Only fairly recently have *general* primality tests been devised which do not exhibit the flaw of admitting pseudoprimes. These new tests are, however, very complicated in theory (and even to program) but have (almost) polynomial run-time, which means that they are computationally fast. Eventually a method will probably be discovered to replace these complicated primality tests by some combination of simpler tests in such a way that the combination of tests chosen can never admit *a particular* composite number  $N$  as a pseudoprime in *all* the tests.

In the following subsections we shall demonstrate how the possibility of  $N$  being a pseudoprime may be excluded by demanding supplementary conditions in the pseudoprime test. The “old” rigorous primality proofs for  $N$  all depend in some degree upon the factorization of  $N - 1$ , or  $N + 1$ , or  $N^2 \pm N + 1$  or the like. Unfortunately, this dependence upon factorization makes these techniques *inefficient in the general case*, since there is always the risk of chancing upon a number  $N$  such that *none* of these factorizations can be achieved. On the other hand, in cases when these techniques work—and they do in many practical examples—they work very well indeed, so in spite of any impending, more general, approach to the problem of proving primality, the author finds it well worthwhile dwelling on the subject.—Moreover, besides the theoretical interest of these proofs, they constitute the fastest known primality proofs for large classes of interesting numbers, such as  $N = 15 \cdot 2^n - 1$ ,  $N = 7 \cdot 2^n + 1$  and so on. We commence our account with

### Lehmer’s Converse of Fermat’s Theorem

One way of actually *proving* the primality of  $N$  is to employ a theorem by Édouard Lucas, for which a general proof has been given by D. H. Lehmer:

**Theorem 4.3.** Suppose  $N - 1 = \prod_{j=1}^n q_j^{\beta_j}$ , with all  $q_j$ ’s distinct primes. If an integer  $a$  can be found, such that

$$a^{(N-1)/q_j} \not\equiv 1 \pmod{N} \quad \text{for all } j = 1, 2, \dots, n \quad (4.13)$$

and such that

$$a^{N-1} \equiv 1 \pmod{N}, \quad (4.14)$$

then  $N$  is a prime.

We may regard the conditions (4.13) as extending Fermat’s condition (4.14), and securing that  $N$  is really a prime and not merely a pseudoprime.—Before giving a formal proof of Lehmer’s theorem, we shall discuss the idea behind it. (The reader who is unfamiliar with the concepts in the following paragraph may now wish to consult Appendix 1 and Appendix 2 before continuing.)

## FORMAL PROOF OF THEOREM 4.3

One difference between a prime and a composite number  $N$  is that the number  $\varphi(N)$  of primitive residue classes mod  $N$  is  $N - 1$  if  $N$  is a prime, and is  $< N - 1$  if  $N$  is composite. The same is thus true of the order of the group  $M_N$  of primitive residue classes mod  $N$  since this order is  $\varphi(N)$ . Furthermore, if  $N$  is prime, the group  $M_N$  is always a cyclic group and thus contains a generator of order  $N - 1$ . If  $N$  is composite, on the other hand, the order of any group element is, at most,  $\varphi(N) < N - 1$ . If the reader carefully considers the conditions (4.13) and (4.14) he should realize that they establish  $a$  as an element of order  $N - 1$  of the group  $M_N$  of primitive residue classes mod  $N$ , precisely what is needed to ensure the primality of  $N$ . (Such an element  $a$  of  $M_N$  is in number theory termed a *primitive root* of  $N$ .)

### Formal Proof of Theorem 4.3

Consider all exponents  $e$  such that  $a^e \equiv 1 \pmod{N}$ . These exponents constitute a module  $M$  consisting of only integers. See Appendix 1, p. 239. According to (4.14),  $N - 1$  is an element of this module  $M$ . The module is thus generated by some integer  $d \leq N - 1$ , which divides  $N - 1$ . But every divisor  $d$  of  $N - 1$ , with the exception of  $N - 1$  itself, divides at least one of the numbers  $(N - 1)/q_j$ ,  $j = 1, 2, \dots, n$ . Now, if  $d$  were  $< N - 1$ , then at least one of the numbers  $(N - 1)/q_j$  would belong to the module  $M$ , and thus for this particular value of  $j$ , the corresponding  $a^{(N-1)/q_j}$  would be  $\equiv 1 \pmod{N}$ , contrary to the assumptions (4.13). Thus the combination of (4.13) and (4.14) implies that the generator  $d$  of the module  $M$  is  $= N - 1$ . Euler's theorem A2.9 on p. 269, however, grants that always  $a^{\varphi(N)} \equiv 1 \pmod{N}$ , if  $\text{GCD}(a, N) = 1$  and that  $\varphi(N) < N - 1$  for all *composite* numbers  $N$ . But these facts imply that also  $\varphi(N)$  belongs to the module  $M$ , which is impossible if  $\varphi(N) < N - 1$ , because the generator  $d$  is the *least* positive element of the module. This proves that  $N$  is in this case a prime.

**Remark.** We had to introduce the condition  $\text{GCD}(a, N) = 1$  in order to be able to use Euler's theorem. This requirement, however, need not be explicitly stated in the wording of Theorem 4.3, since if  $\text{GCD}(a, N) > 1$ , then it can be proved that  $a^{N-1} \not\equiv 1 \pmod{N}$ . Thus the condition  $\text{GCD}(a, N) = 1$  which is implied by (4.14), may be omitted in the wording of the theorem.

**Example.**  $N = 3^{59} - 2^{59} = 14130386091162273752461387579$ . Factorizing  $N - 1$  we find

$$N - 1 = 2 \cdot 3 \cdot 7 \cdot 59 \cdot 1151 \cdot 58171 \cdot 123930193 \cdot 687216767.$$

The two larger factors were found by applying Shanks' factoring method SQUFOF (see p. 186) to the number 85166906567146031, which remained after all the small factors had been removed from  $N - 1$ . Those two factors were found after the program computed only 573 partial denominators of the continued fraction



## THE RECOGNITION OF PRIMES

expansion of  $\sqrt{N-1}$ .—It turns out that  $a = 7$  is a primitive root of  $N$ , and so  $N$  is a prime. The computations which verify this are shown below:

$$\begin{aligned}
 7^{(N-1)/2} &\equiv -1 \\
 7^{(N-1)/3} &\equiv 14039\,52407176\,60958441\,81052225 \\
 7^{(N-1)/7} &\equiv 11292\,25508857\,85053499\,63835029 \\
 7^{(N-1)/59} &\equiv 2802\,49189705\,71158036\,52416186 \\
 7^{(N-1)/1151} &\equiv 2706\,58963050\,54768415\,59851274 \\
 7^{(N-1)/58171} &\equiv 10951\,68902411\,53649984\,82043016 \\
 7^{(N-1)/123930193} &\equiv 14036\,31931644\,46024491\,67220257 \\
 7^{(N-1)/687216767} &\equiv 10974\,48314837\,68234524\,28433200 \pmod{N}.
 \end{aligned}$$

### Ad Hoc Search for a Primitive Root

The problem of searching for a primitive root is that there is no efficient *deterministic* method known to produce a primitive root nor even to find a quadratic non-residue. In using Lehmer's theorem 4.3 we frequently need to make numerous trials before an  $a$  is found which fulfills *all* the conditions in (4.13). The general situation may be described as follows: We are seeking a primitive root  $a$  of the prime  $N$ . There exist  $\varphi(N-1)$  such  $a$ 's, but by (A2.21)

$$\varphi(N-1) = \varphi\left(\prod q_j^{\beta_j}\right) = (N-1) \prod \left(1 - \frac{1}{q_j}\right).$$

Thus, the more small prime factors  $N-1$  has, the smaller is the proportion of  $a$ 's which are primitive roots of  $N$  and the longer we have to search to find one by trial and error. However, since  $\varphi(N-1) > CN / \ln \ln N$ , almost certainly a good  $a$  can be found after, say,  $(10/C) \ln \ln N$  trials—not too many.—When applying Theorem 4.3 we also have to factor  $N-1$ , sometimes a formidable task when  $N$  is large. (We shall subsequently explain how this difficulty can, at least partially, be overcome.) Let us now go back to the example given above. The search for a primitive root of  $N$  proceeds as follows: When  $a^{(N-1)/q_j} \equiv 1 \pmod{N}$ ,  $a$  is called a *power residue of order  $q_j$*  with respect to  $N$ . About one  $a$  out of  $q_j$  is such a  $q_j$ -th-power residue of  $N$  and is therefore not a primitive root. Thus the factor 2 of  $N-1$  eliminates *half of all*  $a$ 's as possible primitive roots of  $N$ . In order to avoid computing in vain all the  $a^{(N-1)/2} \pmod{N}$  having the value 1, we calculate instead the value of the Jacobi symbol  $(a/N)$  (see Appendix 3), and discard those values of  $a$  for which  $(a/N) = 1$ . This shortcut enables us to escape the most common failure of the trial and error approach and thus speeds up the process considerably. The shortcut is demonstrated in the computation below.

$$a = 2 \quad \text{gives} \quad 2^{(N-1)/2} \equiv -1, \quad 2^{(N-1)/3} \equiv 1 \pmod{N},$$

## THE USE OF SEVERAL BASES

so  $a = 2$  is a cubic residue of  $N$ , ending this trial!

$$a = 3 \quad \text{yields} \quad 3^{(N-1)/2} \equiv -1, \quad 3^{(N-1)/3} \equiv 1 \pmod{N},$$

and thus  $a = 3$  is also a cubic residue, so we have a new failure in our search for a primitive root of  $N$ . We continue in this way until the smallest absolute primitive root  $a = -5$  is found or, if we prefer to look only for positive  $a$ 's, until  $a = 7$  is found. In order to reduce the amount of unnecessary work we have, for each new value of  $a$ , started by evaluating the value of  $a^{(N-1)/q_j}$  with the smallest value of  $q_j$  first, since this is most likely to violate (4.13). This will obviously lead to a smaller average computing time than first evaluating all the other  $a^{(N-1)/q_j}$ 's (which would probably not violate (4.13) in any case!) and then not until at the end of the entire computation perhaps discovering that the attempted value of  $a$  was in fact unsuitable.—If  $N$  is not too large, then a primitive root of  $N$  is usually found quite fast in the manner described above. However, if the values of  $a$  are chosen at random, the test may cycle forever without proving  $N$  prime by an unlikely, but theoretically possible sequence of bad luck. It is this behavior that classes the algorithm as non-deterministic.

### The Use of Several Bases

As we have just seen, a great deal of computing may have to be done before a primitive root  $a$  is discovered. Fortunately, John Selfridge has in [13] succeeded in relaxing condition (4.13) of Theorem 4.3 in such a way that a primitive root  $a$  need not be determined in order to prove the primality of  $N$ . The relaxed version of the theorem reads:

**Theorem 4.4.** Suppose  $N - 1 = \prod_{j=1}^n q_j^{\beta_j}$ , with the  $q_j$ 's all distinct primes. If for every  $q_j$  there exists an  $a_j$  such that

$$a_j^{(N-1)/q_j} \not\equiv 1 \pmod{N} \quad \text{while} \quad a_j^{N-1} \equiv 1 \pmod{N}, \quad (4.15)$$

then  $N$  is a prime.

**Proof.** Let  $e_j$  be the order of  $a_j$  in the group  $M_N$  of primitive residue classes mod  $N$ . Since  $e_j | N - 1$  while  $e_j \nmid (N - 1)/q_j$ , we have  $q_j^{\beta_j} | e_j$ . But for each  $j$ ,  $e_j | \varphi(N)$  (regardless of whether  $N$  is prime or composite) and thus also  $q_j^{\beta_j} | \varphi(N)$ , which implies that  $\prod q_j^{\beta_j} = N - 1$  divides  $\varphi(N)$ . However, if  $N - 1 \nmid \varphi(N)$ , then  $\varphi(N)$  cannot be  $< N - 1$ , and consequently  $N$  is prime.

**Example.** We consider the above example once again,  $N = 3^{59} - 2^{59}$ . The primality of  $N$  can now be established by means of the following congruences. We have also indicated below the two “failures” in the trial and error method for determining a primitive root of  $N$ :  $2^{(N-1)/3} \equiv 1 \pmod{N}$  and  $3^{(N-1)/3} \equiv 1 \pmod{N}$ :

## THE RECOGNITION OF PRIMES

$$\begin{array}{lll}
 2^{(N-1)/2} & \equiv & -1 \\
 2^{(N-1)/3} & \equiv & 3^{(N-1)/3} \equiv 1 \\
 5^{(N-1)/3} & \equiv & 14039\,52407176\,60958441\,81052225 \\
 5^{(N-1)/7} & \equiv & 782\,66109729\,95267547\,70837537 \\
 5^{(N-1)/59} & \equiv & 10636\,29203818\,09458018\,79749999 \\
 5^{(N-1)/1151} & \equiv & 3216\,43070546\,34805980\,22736901 \\
 5^{(N-1)/58171} & \equiv & 13450\,33889565\,61733879\,77763600 \\
 5^{(N-1)/123930193} & \equiv & 3732\,50753518\,56196918\,18435804 \\
 5^{(N-1)/687216767} & \equiv & 9167\,67553110\,06092700\,57486746 \\
 5^{N-1} & \equiv & 1 \pmod{N}.
 \end{array}$$

(Note that the value of  $5^{(N-1)/3} \pmod{N}$  happens to be identical to  $7^{(N-1)/3} \pmod{N}$ , found on p. 97 above! This is not at all the marvellous coincidence that it seems, since the congruence  $x^3 \equiv 1 \pmod{N}$  has (at most) two solutions  $\not\equiv 1 \pmod{N}$  if  $N$  is prime, and every number  $a^{(N-1)/3}$  is obviously a solution! Thus, if neither  $5^{(N-1)/3}$  nor  $7^{(N-1)/3}$  is  $\equiv 1 \pmod{N}$ , then the chances of these two values coinciding will in fact be one in two.)

The use of several bases may save much computing, especially in those cases where the least primitive root of  $N$  is rather large.

### Fermat Numbers and Pepin's Theorem

Lehmer's theorem is particularly simple to apply whenever  $N - 1$  has only a small number of distinct prime factors. The simplest case of all is when  $N - 1$  is a power of 2, in which case  $N = 2^s + 1$ . However, these numbers are known to be composite unless the exponent  $s$  is a power of 2 (cf. Appendix 6). The numbers

$$F_n = 2^{2^n} + 1 \tag{4.16}$$

are called Fermat numbers, and they can be primes. Next, we investigate what is required by Lehmer's theorem in order that the number  $F_n$  is a prime. We must find an  $a$  such that

$$\begin{cases} a^{(F_n-1)/2} = a^{2^{2^n-1}} \not\equiv 1 \pmod{F_n} & \text{and} \\ a^{F_n-1} = a^{2^{2^n}} \equiv 1 \pmod{F_n}. \end{cases} \tag{4.17}$$

If we put  $a^{2^{2^n-1}} = x$ , then this gives

$$x^2 \equiv 1 \pmod{F_n} \quad \text{and} \quad x \not\equiv 1 \pmod{F_n}. \tag{4.18}$$

Now, if  $F_n$  is prime, then  $x$  is an element of a ring with no zero divisors (see p. 253). Hence, the congruence  $x^2 - 1 \equiv (x + 1)(x - 1) \equiv 0 \pmod{F_n}$  will have

## FERMAT NUMBERS AND PÉPIN'S THEOREM

two, and only two, solutions due to Theorem A1.5 on p. 253,  $x \equiv 1 \pmod{F_n}$  and  $x \equiv -1 \pmod{F_n}$ . Since the solution  $x \equiv 1 \pmod{F_n}$  violates the first condition of (4.17), the only remaining possibility is  $x \equiv -1 \pmod{F_n}$ . Thus, we seek an integer  $a$  satisfying

$$x \equiv a^{(F_n-1)/2} \equiv -1 \pmod{F_n} \quad (4.19)$$

when  $F_n$  is a prime. Here the theory of quadratic residues (Appendix 3) comes to our aid. Euler's criterion on p. 278 tells us that in this case  $a$  has to be a *quadratic non-residue* of  $F_n$ . But it is known that the integer 3 happens to be a quadratic non-residue of all primes of the form  $12n \pm 5$ , see Table 22. Is  $F_n$  of this form? Let us check:  $2^{2^1} = 4$ ,  $2^{2^2} = 16 \equiv 4 \pmod{12}$ ,  $\dots$ , so that  $F_n \equiv 4 + 1 \equiv 5 \pmod{12}$ . Therefore, if  $F_n$  is a prime then  $a = 3$  certainly will be a quadratic non-residue of  $F_n$  and we arrive at

**Theorem 4.5. Pépin's Theorem.** A necessary and sufficient condition for the Fermat number  $F_n = 2^{2^n} + 1$ ,  $n \geq 1$ , to be prime is that

$$3^{2^{2^n-1}} \equiv -1 \pmod{F_n}. \quad (4.20)$$

**Example.** We demonstrate the primality of the largest known Fermat prime,  $F_4 = 2^{16} + 1 = 65537$ . The proof runs as follows:

$$\begin{aligned} 3^8 &= 6561, & 3^{16} &= 54449, & 3^{32} &= 61869, & 3^{64} &= 19139, \\ 3^{128} &\equiv 15028, & 3^{256} &\equiv 282, & 3^{512} &\equiv 13987, \\ 3^{1024} &\equiv 8224 = 8192 + 32 = 2^{13} + 2^5, \\ 3^{2048} &\equiv 2^{26} + 2^{19} + 2^{10} \equiv -2^{10} - 2^3 + 2^{10} \equiv -8, \\ 3^{4096} &\equiv 2^6, & 3^{8192} &\equiv 2^{12}, & 3^{16384} &\equiv 2^{24} \equiv -2^8. \\ 3^{32768} &\equiv 2^{16} \equiv -1 \pmod{F_4}. \end{aligned}$$

This concludes the proof.

With the aid of computers, Pépin's Theorem has been used in practice to test the primality of some higher Fermat numbers. Pépin's test is particularly attractive to use on a binary computer (almost all computers are binary), since the most complicated part of the programming, the multiple precision division by  $F_n$ , needed in each loop to reduce the number  $t_s \equiv 3^{2^s} \pmod{F_n}$ , is extremely simple to perform due to the very simple binary representation of  $F_n$ .—Even before the era of computers all the Fermat numbers up to  $F_8$  had been investigated for primality.  $F_8$  has 78 digits, so the proof of its compositeness, using only a desk-calculator was quite an achievement! Today the first Fermat number of unknown character is  $F_{24}$ , containing the incredible number of 5050446 digits! The largest Fermat number so far exposed to Pépin's test is  $F_{22}$ , having 1262612 digits. This number was proved to be composite by Crandall et al. in 1993. See Table 4 at the end of this book for more details on Fermat numbers.

## THE RECOGNITION OF PRIMES

### Cofactors of Fermat Numbers

If a Fermat Number  $F_n$  has been subjected to Pépin's test and found composite, the search for its factors can begin. When one or more factors have been found, the remaining cofactor should be subjected to a compositeness test before the search for more factors gets started. There is a clever way, due to Suyama [14], to perform such a test economically, providing the residue  $3^{F_n-1} \bmod F_n$  is available:

**Theorem 4.5A.** Suppose  $F = p_1 p_2 \dots p_r$  is the “factored part” of  $F_n$ , and that  $F_n = F \cdot C$ , where  $C$  is the cofactor to be tested. Compute

$$A \equiv 3^{F_n-1} \bmod F_n, \quad B \equiv 3^{F-1} \bmod F_n, \quad \text{and} \quad R \equiv A - B \bmod C.$$

Then, if  $R \equiv 0$ , the cofactor  $C$  is a probable prime to the base  $3^F$ , otherwise  $C$  is composite.

**Proof.**  $A - B \equiv 3^{F-1}(3^{F(C-1)} - 1) \bmod F_n$  and thus also  $\bmod C$ , since  $C|F_n$ . If  $R \equiv 0 \bmod C$ , then  $3^{F(C-1)} \equiv 1 \bmod C$ , which constitutes a Fermat test for the number  $C$  with the base  $3^F$ .

As the factored part of  $F$  usually is much smaller than  $F_n$ , the labour to compute  $B$  is also smaller than the labour to compute  $A$ . To avoid recomputing  $A$  each time a new factor found of  $F_n$  necessitates a test of the corresponding new cofactor, just compute  $A$  as the square of the last residue  $3^{(F_n-1)/2} \bmod F_n$ , arrived at in Pépin's theorem, and *save this value for future use*. As Lenstra has pointed out, Suyama's test works also for the cofactor of the first factor found in  $F_n$ .

### Generalized Fermat Numbers

We shall call the numbers  $F_n(a, b) = a^{2^n} + b^{2^n}$  *generalized Fermat numbers*. They share many properties with the ordinary Fermat numbers, such as the lack of algebraic factors, being pairwise relatively prime, and so on. In the hope of finding some large primes, Anders Björn and the author of this book in [15], for  $n \leq 999$ , searched the numbers  $F_n(a, b)$  for all  $a, b \leq 12$  with  $\text{GCD}(a, b) = 1$  for small factors. (No large prime was found.) In this context the following generalization of Pépin's theorem is of interest: Applying Theorem 4.4 to the generalized Fermat numbers  $G_n = 6^{2^n} + 1$  and  $H_n = 10^{2^n} + 1$  one gets

**Theorem 4.5B.** Necessary and sufficient conditions for the numbers  $G_n = 6^{2^n} + 1$  and  $H_n = 10^{2^n} + 1$ ,  $n \geq 1$ , to be prime are that

$$5^{(G_n-1)/3} \not\equiv 1 \quad \text{and} \quad 5^{(G_n-1)/2} \equiv -1 \bmod G_n$$

for the numbers  $G_n$  and that

$$3^{(H_n-1)/5} \not\equiv 1 \quad \text{and} \quad 3^{(H_n-1)/2} \equiv -1 \bmod H_n$$

## A RELAXED CONVERSE OF FERMAT'S THEOREM

for the numbers  $H_n$ .

The proof follows the same lines as for Pépin's theorem above, making use of the facts that  $G_n \equiv 7 \pmod{10}$  and  $H_n \equiv 5 \pmod{12}$  for  $n > 1$ , and thus 5 would be a quadratic non-residue of  $G_n$  and 3 a non-residue of  $H_n$ , in case one of these numbers would be prime. A similar test is easy to construct for any number  $(2a)^{2^n} + 1$ .

Suyama's observation on how to facilitate the compositeness test for a cofactor of a partially factored Fermat number  $2^{2^n} + 1$  can also be extended to the more general case and works in analogy with the case discussed above. So for the generalized Fermat Numbers  $G_n$  and  $H_n$ , if  $R = 5^{G_n-1} - 5^{F-1}$ , or  $R = 3^{H_n-1} - 3^{F-1}$ , respectively, the condition  $R \equiv 0 \pmod{C}$  is a Fermat test for the cofactor  $C$ .

Also the numbers  $a^{2^n} + 1$  with  $a$  odd are slightly easier to examine for primality than are the general  $F_n(a, b)$ . Since  $a^{2^n}$  is a square, it is  $\equiv 1 \pmod{8}$ , and so  $N = (a^{2^n} + 1)/2$  is *odd*, and lacking algebraic factors,  $N$  might be prime. How about  $N - 1$ ? In this particular case

$$\begin{aligned} N - 1 &= \frac{a^{2^n} - 1}{2} = \frac{a - 1}{2} (a + 1)(a^2 + 1)(a^4 + 1) \dots (a^{2^{n-1}} + 1) = \\ &= 2^{n+1} \cdot \frac{a^2 - 1}{8} \cdot \frac{a^2 + 1}{2} \cdot \frac{a^4 + 1}{2} \dots \frac{a^{2^{n-1}} + 1}{2}, \end{aligned}$$

which greatly increases the possibility of finding enough prime factors of  $N - 1$  to be able to apply Lehmer's test or some similar test, such as Theorem 4.6 below to decide upon the primality of  $N$ .

### A Relaxed Converse of Fermat's Theorem

We have already encountered the major difficulty in using Lehmer's converse of Fermat's theorem as an algorithm for general primality proofs. We come to a halt when unable to factor  $N - 1$  completely! There are several ways of escaping this situation. It turns out that it is possible to relax the conditions in Lehmer's theorem so that a *partial factorization only* of  $N - 1$  suffices for the primality proof. As a matter of fact, we need not assume that  $N - 1$  is *completely* split into prime factors, since it is possible to prove a theorem, analogous to Lehmer's theorem, where  $N - 1 = R \cdot F$ ,  $R < F$ , and only  $F$  is split into prime factors. In this way the frequently very laborious task of factorizing a large cofactor  $R = (N - 1)/F$  is avoided.—In this notation, which we shall frequently use,  $F$  stands for the factored part of  $N - 1$  and  $R$  for the remaining part.

**Theorem 4.6.** Suppose  $N - 1 = R \cdot F = R \prod_{j=1}^n q_j^{\beta_j}$ , with all  $q_j$ 's distinct primes, with  $\text{GCD}(R, F) = 1$  and  $R < F$ . If an integer  $a$  can be found, such that

$$\text{GCD}(a^{(N-1)/q_j} - 1, N) = 1 \quad \text{for all } j = 1, 2, \dots, n \quad (4.21)$$

and satisfying

$$a^{N-1} \equiv 1 \pmod{N}, \quad (4.22)$$

then  $N$  is a prime.

**Proof.** Consider any possible prime factor  $p$  of  $N$ . Presuming (4.21) we also have

$$\text{GCD}(a^{(N-1)/q_j} - 1, p) = 1 \quad \text{for all } j \quad (4.23)$$

and (4.22) implies that

$$a^{N-1} \equiv 1 \pmod{p}. \quad (4.24)$$

Further, suppose that the element  $a$  of the group  $M_p$  has order  $d$ . Then  $d|N-1$ , while  $d \nmid (N-1)/q_j$  for any  $j$ , i.e.

$$d|R \prod_v q_v^{\beta_v}, \quad \text{while} \quad d \nmid R q_j^{\beta_j-1} \prod_{v \neq j} q_v^{\beta_v}.$$

But this is possible only if  $q_j^{\beta_j} | d$  for every  $j$ , which implies that  $F|d$ . Now, since  $d|p-1$ , it follows that also  $F|p-1$ . But then the smallest value which  $p$  could possibly take would be  $p = F + 1 > \sqrt{N}$ , since the completely factored part,  $F$ , is assumed to be larger than  $\sqrt{N}$ . However if  $N$  were composite then this would be a contradiction if applied to the smallest prime factor  $p$  of  $N$ , which in this case would be  $\leq \sqrt{N}$ . Thus, the only remaining possibility is that  $N$  is prime.—There is a related theorem, which is aimed at factorization, but which has been much used also for primality proofs. This is the Lehmer–Pocklington Theorem 4.13 on p. 122.

### Proth's Theorem

As an immediate consequence of Theorems 4.5 and 4.6 we obtain the following analogue of Pepin's theorem concerning the Fermat numbers:

**Theorem 4.7. Proth's Theorem.** Suppose  $N$  has the form  $N = h \cdot 2^n + 1$ , with  $2^n > h$  and  $h$  an odd integer. If there exists an integer  $a$  such that

$$a^{(N-1)/2} \equiv -1 \pmod{N}, \quad (4.25)$$

then  $N$  is a prime.

It should be emphasized that the theorems mentioned so far are very efficient when a computer is put to work. As examples of large primes which have been identified in this way, we give

$$180(2^{127} - 1)^2 + 1, \quad 5 \cdot 2^{13165} + 1, \quad 29 \cdot 2^{7927} + 1.$$

For more detailed information, the reader is referred to Table 5 at the end of this book.

## TESTS OF COMPOSITENESS FOR NUMBERS $N = h \cdot 2^n \pm k$

### Tests of Compositeness for Numbers of the Form $N = h \cdot 2^n \pm k$

Using Euler's criterion for  $(a/p)$  (see Appendix 3, p. 278), it is easy to construct a necessary but not always sufficient condition for  $N = h \cdot 2^n \pm k$  to be prime, i.e. a compositeness test for  $N$ , provided that  $h$  and  $k$  are odd and  $k$  is not too large. Choose an integer  $a$  such that  $(a/N) = -1$ . Then  $a^{(N-1)/2} \equiv -1 \pmod{N}$  if  $N$  is prime, which gives

$$a^{h \cdot 2^{n-1} + (k-1)/2} \equiv -1 \pmod{N}, \quad \text{if } N = h \cdot 2^n + k$$

and

$$a^{h \cdot 2^{n-1} - (k+1)/2} \equiv -1 \pmod{N}, \quad \text{if } N = h \cdot 2^n - k.$$

The computation is carried out by first calculating  $a^h \pmod{N}$  and then, by means of  $n-1$  successive squarings and reductions mod  $N$ , obtaining  $a^{h \cdot 2^{n-1}} \pmod{N}$ . Finally, we must verify whether

$$a^{h \cdot 2^{n-1}} \cdot a^{(k-1)/2} \equiv -1 \pmod{N}, \quad \text{if } N = h \cdot 2^n + k \quad (4.26)$$

or

$$a^{h \cdot 2^{n-1}} \equiv -a^{(k+1)/2} \pmod{N}, \quad \text{if } N = h \cdot 2^n - k. \quad (4.27)$$

If the left-hand-side agrees with the right-hand-side, then  $N$  is an Euler probable prime for base  $a$ , otherwise  $N$  is composite.

### An Alternative Approach

Another way out of the problem to factor  $N-1$  would be to look for a theorem, analogous to Lehmer's, but based on another probable prime test rather than Fermat's theorem. In order to explain this we must examine the reason why Fermat's theorem is applicable in proofs of primality. This is related to the divisibility properties of the numbers in the sequence

$$T_1 = a - 1, T_2 = a^2 - 1, \dots, T_s = a^s - 1, \dots \quad (4.28)$$

If the prime  $p$  divides a term  $T_s$  of this sequence, it will also divide all terms  $T_{ks}$  for  $k = 2, 3, 4, \dots$ , since  $T_{ks} = a^{ks} - 1$  is divisible by  $T_s = a^s - 1$ . This fact is the principal element of the proof of Theorems 4.3 and 4.4. The sequence (4.28) can now be described in a recursive form, a form which will help us to search for similar sequences having different divisibility properties in the case where  $N-1$  is too difficult to factor. Using the definition of  $T_n$  we find immediately that

$$T_{n+1} = (T_n + 1)a - 1 = aT_n + (a - 1). \quad (4.29)$$

This shows that a first-order linear recurrence relation holds for the terms  $T_n$ .— Now, there exist certain slightly different sequences, termed Lucas sequences,



## THE RECOGNITION OF PRIMES

which exhibit divisibility properties different from those of the sequence  $T_n$  and which can, in certain cases, be used to construct probable prime tests analogous to Fermat's test *but with  $N + 1$  substituted for  $N - 1$* . Thus, we have at our disposal an alternative means of proving the primality of  $N$  if we are able to factor  $N + 1$  (at least in part) rather than  $N - 1$ . In addition, there exist algorithms devised for cases where one of  $N^2 + 1$ ,  $N^2 + N + 1$  or  $N^2 - N + 1$  has been partially factored. This can be useful if both  $N - 1$  and  $N + 1$  are too difficult to factor (see [13]). All of these partial factorizations can be used in one single combined primality test and factor bounds can also be worked into this test. See Ferrier's example on p. 122. These types of primality tests often admit a cascade of possibilities in their application:  $N - 1 = 2 \cdot 3 \cdot H_1$ , say, where  $H_1$  is probably prime. Maybe we cannot factor  $H_1 - 1$ , but  $H_1 + 1$  factors etc. However, we shall mention only one of these more complicated techniques, namely Theorem 4.18 on p. 129, since general primality tests are now available, which actually avoid factorization altogether. Nevertheless, it might still be of interest to mention an instance when *all five* of  $N \pm 1$ ,  $N^2 + 1$  and  $N^2 \pm N + 1$  were found too hard to factor. Such a case is the following one, reported in [16]. For the integer  $N = (10^{84} + 17)/9$  the following (insufficient) partial factorizations are easily obtained:

$$N - 1 = 2^3 \cdot 1531 \cdot H_1, \quad N + 1 = 2 \cdot 3 \cdot H_2,$$

$$N^2 + 1 = 2 \cdot 5 \cdot 2069 \cdot 2157989 \cdot H_3,$$

$$N^2 + N + 1 = 7 \cdot 14869 \cdot H_4, \quad N^2 - N + 1 = 3 \cdot 271 \cdot H_5.$$

All of these *five* composite integers  $H_i$  happen to lack factors below the search limit 5, 988, 337, 680 and as a result the methods described here all failed to prove  $N$  prime, a rather unusual situation.—However, by finally applying a version of the more general method of Adleman, Pomerance and Rumely mentioned on p. 131,  $N$  was easily proved to be prime by Lenstra and Cohen.

### Certificates of Primality

In the course of proving a number  $N$  prime using the above mentioned methods, the proof depends upon which of the numbers  $N + 1$  or  $N - 1$  or some other number has been factored, and to what extent. This procedure is often repeated recursively, until the numbers involved are small enough to be considered trivial with today's computing standards. In order to be able to reproduce the proof of primality without having to repeat this search for suitable numbers to factor, and to repeat their factoring, one could give a list of all the stepping stones used to arrive at the proof. Such a list, with some explanations, is called a *primality certificate* for the number  $N$ , see [17].

Also some of the modern methods of primality proving for general integers, such as the elliptic curve method, need a lot of computer search before a proof may

## PRIMALITY TESTS OF LUCASIAN TYPE

be found, but after the proof is found, it is comparatively easy to reproduce it once the key information constituting the proof is available. The computer programs for these types of calculations thus normally output this key information in the form of a primality certificate.

### Primality Tests of Lucasian Type

As we have discussed above, Lehmer's converse of Fermat's theorem is not applicable unless we succeed in factoring  $N - 1$  at least until the "completely factored part" exceeds the remaining cofactor. By using results from the arithmetic theory of quadratic fields (see Appendix 4), it is possible to find a converse of the analogue of Fermat's theorem in these number fields. It turns out that in certain cases the factorization of  $N + 1$  comes into play in exactly the same way as does the factorization of  $N - 1$  in the ordinary field of rationals. Thus we have a choice between  $N - 1$  and  $N + 1$  and can choose which of these two numbers is the easiest to factor. We shall give a fairly detailed account of this technique, which has in fact led to many useful primality tests, mainly due to Lucas.

### Lucas Sequences

Suppose  $a$  and  $b = \bar{a}$  are two numbers satisfying a quadratic equation with integer coefficients, the so-called characteristic equation

$$\lambda^2 - P\lambda + Q = 0. \quad (4.30)$$

Now, for  $n \geq 0$  define the numbers  $U_n$  and  $V_n$  by

$$U_n = \frac{a^n - b^n}{a - b}, \quad V_n = a^n + b^n. \quad (4.31)$$

We can then demonstrate that these numbers are rational integers in the following way: Firstly, we have  $U_0 = 0$ ,  $U_1 = 1$ ,  $V_0 = 2$  and  $V_1 = a + b = P$ . Next, because we have assumed  $P$  and  $Q$  to be integers, *all* the numbers  $U_m$  and  $V_m$  must be integers since the "initial values"  $U_0$ ,  $U_1$  and  $V_0$ ,  $V_1$  in the recurrence relations (4.34) and (4.35) below are integers. The numbers  $U_n$  and  $V_n$  constitute what are termed *Lucas sequences*. It can easily be shown that these satisfy certain interesting formulas:

$$\begin{aligned} U_{m+n} &= \frac{a^{m+n} - b^{m+n}}{a - b} = \\ &= \frac{(a^m - b^m)(a^n + b^n)}{a - b} - \frac{a^n b^n (a^{m-n} - b^{m-n})}{a - b} = \\ &= U_m V_n - a^n b^n U_{m-n} \end{aligned} \quad (4.32)$$

## THE RECOGNITION OF PRIMES

and, similarly,

$$\begin{aligned}
 V_{m+n} &= a^{m+n} + b^{m+n} = \\
 &= (a^m + b^m)(a^n + b^n) - a^n b^n (a^{m-n} + b^{m-n}) = \\
 &= V_m V_n - a^n b^n V_{m-n}.
 \end{aligned} \tag{4.33}$$

For the special case  $n = 1$  we obtain the second-order recurrence relations

$$U_{m+1} = (a + b)U_m - abU_{m-1} = PU_m - QU_{m-1} \tag{4.34}$$

$$V_{m+1} = (a + b)V_m - abV_{m-1} = PV_m - QV_{m-1}, \tag{4.35}$$

already utilized above when proving that  $U_m$  and  $V_m$  are integers. The deduction of all these formulas requires the use of elementary algebra including the well-known relations between the roots and the coefficients of a quadratic equation, i.e.  $a + b = P$  and  $ab = Q$ .

### The Fibonacci Numbers

Taking  $U_0 = 0$ ,  $U_1 = 1$  yields the Fibonacci sequence 0, 1, 1, 2, 3, 5, 8, 13, 21, 34, 55, 89, 144, ... satisfying  $U_{m+1} = U_m + U_{m-1}$ . This recurrence relation corresponds to the characteristic equation  $\lambda^2 = \lambda + 1$ , with roots  $a, b = (1 \pm \sqrt{5})/2$ . The numbers  $U_m$  are given by

$$U_m = \frac{1}{\sqrt{5}} \left\{ \left( \frac{1 + \sqrt{5}}{2} \right)^m - \left( \frac{1 - \sqrt{5}}{2} \right)^m \right\}, \tag{4.36}$$

and the  $V_m$ 's are

$$V_m = \left( \frac{1 + \sqrt{5}}{2} \right)^m + \left( \frac{1 - \sqrt{5}}{2} \right)^m. \tag{4.37}$$

The  $V_m$ 's have the values 2, 1, 3, 4, 7, 11, 18, 29, 47, 76, 123, ... The simplest way of calculating the numerical values of *all* the  $V_m$ 's is to start with  $V_0 = 2$ ,  $V_1 = 1$  and then apply the recursion  $V_{m+1} = V_m + V_{m-1}$ .

### Large Subscripts

Let us give another example demonstrating how (4.32) and (4.33) can be used to compute  $U_n$  and  $V_n$  easily for an isolated, large subscript  $n$ . We now choose  $n = 100$ . In order to calculate  $U_{100}$  and  $V_{100}$ , we let  $m = n$  in (4.32) and (4.33) and arrive at the special case

$$U_{2n} = U_n V_n \tag{4.38}$$

$$V_{2n} = V_n^2 - 2(ab)^n = V_n^2 - 2Q^n. \tag{4.39}$$

## LARGE SUBSCRIPTS

If the subscript is odd  $= 2n + 1$ , we instead put  $m = n + 1$  and obtain

$$U_{2n+1} = U_{n+1} V_n - Q^n \quad (4.40)$$

$$V_{2n+1} = V_{n+1} V_n - P Q^n. \quad (4.41)$$

Alternatively, we could have substituted  $n$  for  $m$  and  $n + 1$  for  $n$  in (4.32) and would then have arrived at

$$U_{2n+1} = U_n V_{n+1} - Q^{n+1} U_{-1} = U_n V_{n+1} + Q^n, \quad (4.42)$$

where the value of  $U_{-1}$  is calculated as  $(a^{-1} - b^{-1})/(a - b) = -1/(ab) = -1/Q$ .

The computation of  $U_{100}$  and  $V_{100}$  can now be performed as follows (letting  $P = 1$  and  $Q = -1$  for the Fibonacci numbers):

$$U_{100} = U_{50} V_{50}, \quad V_{100} = V_{50}^2 - 2,$$

$$U_{50} = U_{25} V_{25}, \quad V_{50} = V_{25}^2 + 2.$$

Since all subscripts involved were *even* hitherto  $U_{100}$  and  $V_{100}$  have been generated in a straight-forward manner. Now consider the next step:

$$U_{25} = U_{13} V_{12} - 1, \quad V_{25} = V_{13} V_{12} - 1.$$

From this point on a difficulty presents itself. We are forced to keep track of *four* new quantities  $U_{12}$ ,  $U_{13}$ ,  $V_{12}$  and  $V_{13}$  and their descendants as we continue to decompose. Does this mean a doubling of the number of  $U$ 's and  $V$ 's to keep in mind each time we arrive at an *odd* subscript? Fortunately not! No further doubling occurs when we apply (4.38)–(4.41) again. Please observe how the calculation proceeds:

$$U_{12} = U_6 V_6, \quad V_{12} = V_6^2 - 2, \quad U_{13} = U_7 V_6 - 1, \quad V_{13} = V_7 V_6 - 1.$$

Here we still have only *four* new quantities  $U_6$ ,  $V_6$ ,  $U_7$  and  $V_7$  to keep track of! The process continues in this manner:

$$U_7 = U_4 V_3 + 1, \quad V_7 = V_4 V_3 + 1, \quad U_6 = U_3 V_3, \quad V_6 = V_3^2 + 2,$$

$$U_4 = U_2 V_2, \quad V_4 = V_2^2 - 2, \quad U_3 = U_2 V_1 + 1, \quad V_3 = V_2 V_1 + 1$$

until, finally,

$$U_2 = U_1 V_1, \quad V_2 = V_1^2 + 2.$$

$U_{100}$  and  $V_{100}$  have thus been decomposed in a chain of calculations which can be run backwards, starting with  $U_1 = V_1 = 1$ :

$$U_2 = U_1 V_1 = 1, \quad V_2 = V_1^2 + 2 = 3,$$

## THE RECOGNITION OF PRIMES

$$\begin{aligned}
 U_3 &= U_2 V_1 + 1 = 2, & V_3 &= V_2 V_1 + 1 = 4, \\
 U_4 &= U_2 V_2 = 3, & V_4 &= V_2^2 - 2 = 7, \\
 U_6 &= U_3 V_3 = 8, & V_6 &= V_3^2 + 2 = 18, \\
 U_7 &= U_4 V_3 + 1 = 13, & V_7 &= V_4 V_3 + 1 = 29, \\
 U_{12} &= U_6 V_6 = 144, & V_{12} &= V_6^2 - 2 = 322, \\
 U_{13} &= U_7 V_6 - 1 = 233, & V_{13} &= V_7 V_6 - 1 = 521, \\
 U_{25} &= U_{13} V_{12} - 1 = 75025, & V_{25} &= V_{13} V_{12} - 1 = 167761, \\
 U_{50} &= U_{25} V_{25} = 125\,862\,690\,25, & V_{50} &= V_{25}^2 + 2 = 281\,437\,531\,23
 \end{aligned}$$

and, finally,

$$\begin{aligned}
 U_{100} &= U_{50} V_{50} = 35422\,48481792\,61915075, \\
 V_{100} &= V_{50}^2 - 2 = 79207\,08398483\,72253127.
 \end{aligned}$$

The calculation looks rather unwieldy at first sight! Suppose we want to compute  $U_n \bmod N$  or  $V_n \bmod N$  for a very large subscript  $n$ , say about  $10^{100}$ . How many steps will the scheme include? Well, at each stage the subscripts are roughly halved, so that approximately  $\log_2 10^{100} \approx 332$  steps will be required before the subscripts have been reduced to 1. In each step four values  $U_s$ ,  $V_s$ ,  $U_{s+1}$  and  $V_{s+1} \bmod N$  must be calculated, except possibly in some of the initial steps in the deduction, a case which occurs when  $n$  is divisible by a power of 2. Moreover, of course, if *only*  $V_n$  is required, then the entire chain of calculations makes no use whatsoever of the  $U$ 's, so in such a situation the labour demanded is halved. However, in general this is *an algorithm of polynomial growth* as are some of the algorithms encountered earlier such as Euclid's algorithm (Appendix 1, p. 240) or the algorithm for computing  $a^d \bmod N$  using the binary representation of  $d$  given on p. 93 above.—Hence, the times taken in a computer for the calculation of  $a^s \bmod N$  and for  $U_s \bmod N$  will be of the same order of magnitude for large values of  $s$  and  $N$ . The computation of  $U_s$  in actual fact is slower, but only by some relatively small numerical factor.

Finally, we remark that if the subscript  $n$  possesses many factors 2, say  $n = h \cdot 2^s$ ,  $h$  odd, then the chain of calculations takes a particularly simple form:

$$\begin{aligned}
 U_n &= U_{h \cdot 2^s} = V_{h \cdot 2^{s-1}} U_{h \cdot 2^{s-1}} = \\
 &\quad \vdots \\
 &= V_{h \cdot 2^{s-1}} V_{h \cdot 2^{s-2}} V_{h \cdot 2^{s-3}} \cdots V_h U_h
 \end{aligned} \tag{4.43}$$

## AN ALTERNATIVE DEDUCTION

and

$$\begin{aligned} V_n &= V_{h \cdot 2^s} = V_{h \cdot 2^{s-1}}^2 - 2Q^{h \cdot 2^{s-1}} \\ &\vdots \\ V_{2h} &= V_h^2 - 2Q^h. \end{aligned} \tag{4.44}$$

If  $Q$  is chosen as 1 or  $-1$  then the last set of formulas (4.44) turns out to be particularly simple. As an example,  $U_{96} = V_{48} V_{24} V_{12} V_6 V_3 U_3$  and  $V_6 = V_3^2 + 2$ ,  $V_{12} = V_6^2 - 2$ ,  $V_{24} = V_{12}^2 - 2$ ,  $V_{48} = V_{24}^2 - 2$ . Starting from  $U_3 = 2$  and  $V_3 = 4$ , we obtain successively  $V_6 = 4^2 + 2 = 18$ ,  $V_{12} = 18^2 - 2 = 322$ ,  $V_{24} = 322^2 - 2 = 103682$ ,  $V_{48} = 103682^2 - 2 = 10749957122$ , giving

$$U_{96} = 2 \cdot 4 \cdot 18 \cdot 322 \cdot 103682 \cdot 10749957122.$$

### An Alternative Deduction

There is an alternative approach which also leads to the algorithm sketched above for the fast computation of  $U_n$  and  $V_n$  in  $O(\log n)$  steps. This makes use of 2 by 2 matrices in order to condense the two scalar recursion formulas (4.34) and (4.35) into one matrix equation:

$$A_m = \begin{pmatrix} U_{m+1} & V_{m+1} \\ U_m & V_m \end{pmatrix} = \begin{pmatrix} P & -Q \\ 1 & 0 \end{pmatrix} \begin{pmatrix} U_m & V_m \\ U_{m-1} & V_{m-1} \end{pmatrix}. \tag{4.45}$$

Applying (4.45)  $m$  times, we arrive at the formula

$$\begin{pmatrix} U_{m+1} & V_{m+1} \\ U_m & V_m \end{pmatrix} = \begin{pmatrix} P & -Q \\ 1 & 0 \end{pmatrix}^m \begin{pmatrix} U_1 & V_1 \\ U_0 & V_0 \end{pmatrix}. \tag{4.46}$$

Thus, we can compute  $A_m$  by the usual “square and multiply” algorithm for obtaining  $m$ th powers in  $O(\log m)$  steps, but note that here the algorithm is applied to 2 by 2 matrices rather than the usual scalars.

**Exercise 4.2. Fibonacci numbers.** Use (4.45)–(4.46) and the binary representation of  $m$  to deduce a set of formulas for the computation of  $U_m$  and  $V_m$ . Write a computer PROGRAM Fibonacci which reads  $P$ ,  $Q$ ,  $m$  and  $N$ , and gives  $U_m \bmod N$  and  $V_m \bmod N$ . Use the same technique of utilizing the binary representation of  $m$  as in the PROGRAM Fermat on p. 88!

With the notation introduced in (4.45) and (4.46) our previous calculation of  $U_{100}$  and  $V_{100}$  runs as follows:

$$A_{100} = \begin{pmatrix} U_{101} & V_{101} \\ U_{100} & V_{100} \end{pmatrix} = \begin{pmatrix} 1 & 1 \\ 1 & 0 \end{pmatrix}^{100} \begin{pmatrix} 1 & 1 \\ 0 & 2 \end{pmatrix}. \tag{4.47}$$

## THE RECOGNITION OF PRIMES

Now, successively

$$\begin{pmatrix} 1 & 1 \\ 1 & 0 \end{pmatrix}^2 = \begin{pmatrix} 2 & 1 \\ 1 & 1 \end{pmatrix}$$

$$\begin{pmatrix} 1 & 1 \\ 1 & 0 \end{pmatrix}^3 = \begin{pmatrix} 1 & 1 \\ 1 & 0 \end{pmatrix} \begin{pmatrix} 2 & 1 \\ 1 & 1 \end{pmatrix} = \begin{pmatrix} 3 & 2 \\ 2 & 1 \end{pmatrix}$$

$$\begin{pmatrix} 1 & 1 \\ 1 & 0 \end{pmatrix}^6 = \begin{pmatrix} 3 & 2 \\ 2 & 1 \end{pmatrix}^2 = \begin{pmatrix} 13 & 8 \\ 8 & 5 \end{pmatrix}$$

$$\begin{pmatrix} 1 & 1 \\ 1 & 0 \end{pmatrix}^{12} = \begin{pmatrix} 13 & 8 \\ 8 & 5 \end{pmatrix}^2 = \begin{pmatrix} 233 & 144 \\ 144 & 89 \end{pmatrix}$$

$$\begin{pmatrix} 1 & 1 \\ 1 & 0 \end{pmatrix}^{24} = \begin{pmatrix} 233 & 144 \\ 144 & 89 \end{pmatrix}^2 = \begin{pmatrix} 75025 & 46368 \\ 46368 & 28657 \end{pmatrix}$$

$$\begin{pmatrix} 1 & 1 \\ 1 & 0 \end{pmatrix}^{25} = \begin{pmatrix} 1 & 1 \\ 1 & 0 \end{pmatrix} \begin{pmatrix} 75025 & 46368 \\ 46368 & 28657 \end{pmatrix} = \begin{pmatrix} 121393 & 75025 \\ 75025 & 46368 \end{pmatrix}$$

$$\begin{pmatrix} 1 & 1 \\ 1 & 0 \end{pmatrix}^{50} = \begin{pmatrix} 121393 & 75025 \\ 75025 & 46368 \end{pmatrix}^2 = \begin{pmatrix} 20365011074 & 12586269025 \\ 12586269025 & 7778742049 \end{pmatrix}$$

$$\begin{pmatrix} 1 & 1 \\ 1 & 0 \end{pmatrix}^{100} = \begin{pmatrix} 20365011074 & 12586269025 \\ 12586269025 & 7778742049 \end{pmatrix}^2 =$$

$$= \begin{pmatrix} 5731478440138 & 1708410135422 & 4848179261915075 \\ 3542248481792 & 6191507521892 & 2995834555169026 \end{pmatrix} = \begin{pmatrix} a_{11} & a_{12} \\ a_{21} & a_{22} \end{pmatrix},$$

say. Thus,

$$\begin{pmatrix} U_{101} & V_{101} \\ U_{100} & V_{100} \end{pmatrix} = \begin{pmatrix} a_{11} & a_{12} \\ a_{21} & a_{22} \end{pmatrix} \begin{pmatrix} 1 & 1 \\ 0 & 2 \end{pmatrix},$$

yielding  $U_{100} = a_{21}$ ,  $V_{100} = a_{21} + 2a_{22}$  and thus finally giving the values for  $U_{100}$  and  $V_{100}$  previously found on p. 110.

### Divisibility Properties of the Numbers $U_n$

A necessary and sufficient condition for the roots of the characteristic equation (4.30)  $\lambda^2 - P\lambda + Q = 0$  to be irrational is that the discriminant  $P^2 - 4Q$  is not a square number. If we assume that this equation has *irrational* roots  $a$  and  $b$ , then these are conjugate integers in the number field  $\mathbb{Q}(\sqrt{D})$  if  $P^2 - 4Q = c^2D$  holds and  $D$  is a square-free (rational) integer. According to Fermat's theorem for the

## DIVISIBILITY PROPERTIES OF THE NUMBERS $U_n$

quadratic field  $\mathbf{Q}(\sqrt{D})$  (see Appendix 4, p. 293) we then have, if  $p$  is an odd prime such that  $p \nmid D$ ,

$$a^p \equiv a \pmod{p}, \quad \text{if } \left(\frac{D}{p}\right) = +1 \quad (4.48)$$

or

$$a^p \equiv \bar{a} \pmod{p}, \quad \text{if } \left(\frac{D}{p}\right) = -1. \quad (4.49)$$

If  $\text{GCD}(a, p) = 1$  in  $\mathbf{Q}(\sqrt{D})$ , i.e. if  $\text{GCD}(Q, p) = 1$ , then (4.48) implies

$$a^{p-1} \equiv 1 \pmod{p}, \quad \text{if } \left(\frac{D}{p}\right) = 1. \quad (4.50)$$

If  $(D/p) = -1$  then always

$$a^{p+1} \equiv a\bar{a} \pmod{p}. \quad (4.51)$$

Thus, since  $(a - \bar{a})^2 = c^2 D$ , if  $\text{GCD}(Qc, p) = 1$ , we find

$$U_{p-1} = \frac{a^{p-1} - \bar{a}^{p-1}}{a - \bar{a}} \equiv \frac{1 - 1}{a - \bar{a}} \equiv 0 \pmod{p} \quad \text{if } \left(\frac{D}{p}\right) = +1 \quad (4.52)$$

and

$$U_{p+1} = \frac{a^{p+1} - \bar{a}^{p+1}}{a - \bar{a}} \equiv \frac{a\bar{a} - \bar{a}a}{a - \bar{a}} \equiv 0 \pmod{p} \quad \text{if } \left(\frac{D}{p}\right) = -1. \quad (4.53)$$

The congruences (4.52) and (4.53) are fundamental for the factorization of the Lucas numbers  $U_n$ . If  $p$  is an odd prime not dividing  $Qc$ , then obviously either  $U_{p-1}$  or  $U_{p+1}$  will contain the prime  $p$  as a factor. Note that the condition  $p \nmid Qc$  is necessary. To see why this is so, we can study the case when

$$U_n = \frac{1}{2\sqrt{-15}} \left\{ (2 + \sqrt{-15})^n - (2 - \sqrt{-15})^n \right\}.$$

The characteristic equation is  $\lambda^2 - 4\lambda + 19 = 0$  and the corresponding recursion formula becomes  $U_n = 4U_{n-1} - 19U_{n-2}$ . The integers  $U_n$  successively assume the values 0, 1, 4, -3, -88, -295, ... Reducing  $U_n \pmod{19}$  gives  $U_n \equiv 4U_{n-1} \pmod{19}$  because of the recursion formula, and hence  $U_n \equiv 0, 1, 4, 16, 7, 9, 17, 11, 6, 5, 1, 4, 16, 7, \dots \pmod{19}$ , a sequence which is periodic apart from its first element  $U_0 \equiv 0$ . Thus, in this particular case neither  $U_{18}$  nor  $U_{20}$  contains the factor 19. The reason for this "failure" is that we *cannot cancel* the factor  $2 + \sqrt{-15}$  in both sides of the congruence, although Fermat's theorem in  $\mathbf{Q}(\sqrt{-15})$  guarantees that

$$(2 + \sqrt{-15})^{19} \equiv 2 + \sqrt{-15} \pmod{19},$$



## THE RECOGNITION OF PRIMES

since the integer  $-15$  is a quadratic residue mod 19. This is so because  $19 = (2 + \sqrt{-15})(2 - \sqrt{-15})$  and, therefore, according to the cancellation rule for congruences, we do *not* arrive at  $(2 + \sqrt{-15})^{18} \equiv 1 \pmod{19}$ , but only at the weaker result

$$(2 + \sqrt{-15})^{18} \equiv 1 \pmod{(2 - \sqrt{-15})}.$$

The reader who is unaccustomed to computations in quadratic fields might, at this stage, wish to see a verification of the fact that the congruence  $(2 + \sqrt{-15})^{18} \equiv 1 \pmod{19}$  is actually false. One way of demonstrating this is as follows:

$$(2 + \sqrt{-15})^2 = -11 + 4\sqrt{-15} \equiv 8 + 4\sqrt{-15} \equiv 4(2 + \sqrt{-15}) \pmod{19}.$$

Putting  $2 + \sqrt{-15} = a$ , this is  $a^2 \equiv 4a \pmod{19}$ . Thus we successively find  $a^4 \equiv 16a^2 \equiv 2^6a$ ,  $a^8 \equiv 2^{12}a^2 \equiv 2^{14}a$ ,  $a^9 \equiv 2^{16}a$  and, finally,

$$a^{18} \equiv 2^{34}a \equiv 2^{16}a \equiv 5a \equiv 10 + 5\sqrt{-15} \not\equiv 1 \pmod{19}.$$

Please note that this is *not* a typical example of arithmetic in a quadratic field. The extraordinarily simple relation  $a^2 \equiv 4a \pmod{19}$  makes the calculations much easier than ought to be expected.

It is also easy to verify that

$$5(2 + \sqrt{-15}) \equiv 1 \pmod{2 - \sqrt{-15}}.$$

This is demonstrated in the following way:

$$\begin{aligned} \frac{5(2 + \sqrt{-15}) - 1}{2 - \sqrt{-15}} &= \frac{9 + 5\sqrt{-15}}{2 - \sqrt{-15}} = \frac{(9 + 5\sqrt{-15})(2 + \sqrt{-15})}{19} = \\ &= \frac{-57 + 19\sqrt{-15}}{19} = -3 + \sqrt{-15} = \text{an integer in } \mathbf{Q}(\sqrt{-15}). \end{aligned}$$

Now, let us return to our main line of thought. What can be said about the divisibility of the  $U_i$ 's by prime powers? Using the more general congruences (A4.18) and (A4.19) rather than Fermat's theorem in  $\mathbf{Q}(\sqrt{D})$ ,

$$a^{p^{n-1}(p-1)} \equiv 1 \pmod{p^n} \quad \text{if} \quad \left(\frac{D}{p}\right) = 1 \text{ and } \text{GCD}(a, p) = 1 \text{ in } \mathbf{Q}(\sqrt{D}) \quad (4.54)$$

and

$$a^{p^{n-1}(p+1)} \equiv (a\bar{a})^{p^{n-1}} \pmod{p^n} \quad \text{if} \quad \left(\frac{D}{p}\right) = -1, \quad (4.55)$$

we obtain the following analogues to (4.52) and (4.53):

$$U_{p^{n-1}(p-1)} \equiv 0 \pmod{p^n}, \quad \text{if} \quad \left(\frac{D}{p}\right) = 1 \text{ and } \text{GCD}(a, p) = 1 \text{ in } \mathbf{Q}(\sqrt{D}) \quad (4.56)$$

## PRIMALITY PROOFS BY AID OF LUCAS SEQUENCES

and

$$U_{p^{n-1}(p+1)} \equiv 0 \pmod{p^n} \quad \text{if} \quad \left(\frac{D}{p}\right) = -1. \quad (4.57)$$

These two congruences together with the conditions imposed on  $a$ ,  $p$  and  $D$  may be condensed into the following formula:

$$U_{p^{n-1}\{p-(D/p)\}} \equiv 0 \pmod{p^n}, \quad \text{if} \quad \text{GCD}(2QcD, p) = 1. \quad (4.58)$$

### Primality Proofs by Aid of Lucas Sequences

The divisibility properties of the numbers  $U_n$ , discussed above, suffice to prove a theorem analogous to Lehmer's converse of Fermat's theorem.

**Theorem 4.8.** Suppose  $N + 1 = \prod_{j=1}^n q_j^{\beta_j}$ , with all  $q_j$ 's distinct primes. If a Lucas sequence  $U_v$  satisfying  $\text{GCD}(2QcD, N) = 1$  can be found such that

$$\text{GCD}(U_{(N+1)/q_j}, N) = 1 \quad \text{for all} \quad j = 1, 2, \dots, n \quad (4.59)$$

and

$$U_{N+1} \equiv 0 \pmod{N}, \quad (4.60)$$

then  $N$  is a prime.

**Proof.** Consider any prime factor  $p$  of  $N$ . The conditions in the Theorem imply that

$$\text{GCD}(U_{(N+1)/q_j}, p) = 1 \quad \text{for} \quad j = 1, 2, \dots, n \quad (4.61)$$

and that

$$U_{N+1} \equiv 0 \pmod{p}. \quad (4.62)$$

In exactly the same way as in Theorem 4.6 we arrive at the conclusion that

$$d = N + 1, \quad (4.63)$$

if we define  $d$  as the smallest positive subscript with  $U_d \equiv 0 \pmod{N}$ . We shall now prove how this induces primality of  $N$ . The proof is based on the idea to calculate  $d$  for a composite number  $N$  and show that  $d < N + 1$  always holds for *composite* numbers, just as the fact  $\varphi(N) < N - 1$  for composite numbers is used in the proof of Theorem 4.3.

To achieve this, suppose  $N = \prod p_i^{\alpha_i}$  and  $\text{GCD}(2QcD, N) = 1$ . Then, by (4.58), we have

$$U_{p_i^{\alpha_i-1}\{p_i-(D/p_i)\}} \equiv 0 \pmod{p_i^{\alpha_i}}. \quad (4.64)$$

Using the fact that all the subscripts satisfying precisely *one* of the congruences

$$U_n \equiv 0 \pmod{p_i^{\alpha_i}}$$

## THE RECOGNITION OF PRIMES

constitute (the non-negative part of) a module, we now find that the subscripts satisfying *all* the congruences simultaneously also form (the non-negative part of) a module with a generator which is the least common multiple of the generators of all the individual modules. Thus, it is clear that

$$U_m \equiv 0 \pmod{N} \quad (4.65)$$

with

$$m = \text{LCM} \left[ \text{all } p_i^{\alpha_i-1} \left( p_i - \left( \frac{D}{p_i} \right) \right) \right]. \quad (4.66)$$

Now, since all the  $p_i$ 's are odd (we have assumed  $\text{GCD}(2QcD, N) = 1!$ ), all  $p_i - (D/p_i)$  are even and therefore

$$\begin{aligned} m &= 2 \times \text{LCM} \left[ \frac{p_i - (D/p_i)}{2} p_i^{\alpha_i-1} \right] \leq 2 \prod_i \frac{1 - \frac{1}{p_i} \left( \frac{D}{p_i} \right)}{2} p_i^{\alpha_i} \leq \\ &\leq 2N \prod_i \frac{1}{2} \left( 1 + \frac{1}{p_i} \right) = T, \text{ say.} \end{aligned}$$

The simplest case of a composite  $N$  is a prime power,  $N = p_1^{\alpha_1}$ ,  $\alpha_1 \geq 2$ . In this instance we calculate the exact value of  $m$  and obtain

$$m = N \left( 1 \pm \frac{1}{p_1} \right) = p_1^{\alpha_1} \pm p_1^{\alpha_1-1} \neq N + 1.$$

If  $N$  contains at least two distinct prime factors, we have

$$\begin{aligned} T &= N \left( 1 + \frac{1}{p_1} \right) \left( 1 + \frac{1}{p_2} \right) \cdot \frac{1}{2} \cdot \prod_{i>2} \frac{1}{2} \left( 1 + \frac{1}{p_i} \right) \leq \\ &\leq N \left( 1 + \frac{1}{3} \right) \left( 1 + \frac{1}{5} \right) \cdot \frac{1}{2} = 0.8N < N + 1. \end{aligned}$$

This proves that  $d \neq N + 1$  for a composite number  $N$ , and hence the value obtained previously,  $d = N + 1$ , implies primality of  $N$ .

A very simple case is  $N = M_n = 2^n - 1$ . In this case  $N + 1$ , being a power of 2, has only one prime factor and the conditions of theorem 4.8 simplify to the following:

If a Lucas sequence  $U_n$  can be found such that

$$U_{N+1} \equiv 0 \pmod{N} \quad \text{while} \quad U_{(N+1)/2} \not\equiv 0 \pmod{N}, \quad (4.67)$$

then  $N = 2^n - 1$  is prime.

## LUCAS TESTS FOR MERSENNE NUMBERS

Also in the case when  $N + 1$  is not a power of 2 the value of  $U_{N+1} \bmod N$  is, as previously shown, relatively easy to compute, leading to fairly simple primality tests. Among these, the tests for the numbers  $M_n$ , which are called *Mersenne numbers*, are outstanding in their simplicity. This makes these numbers very attractive to investigate, especially on binary computers due to the simple binary representation of  $N$ . Thanks to this fact, the Mersenne numbers are the largest numbers which have been systematically exposed to primality tests and the largest known primes are also found among these numbers. In the following, we shall describe this interesting pursuit of large primes in more detail.

### Lucas Tests for Mersenne Numbers

First, we combine the two conditions (4.67) for the primality of  $M_n$  into one single condition. Since  $U_{N+1} = U_{(N+1)/2} V_{(N+1)/2}$ , the integer  $V_{(N+1)/2}$  must be the one that introduces the factor  $N$ , finally leading to  $U_{N+1} \equiv 0 \bmod N$ . Thus, the replacement of the two conditions by:  $V_{(N+1)/2} \equiv 0 \bmod N$  is necessary and sufficient for the primality of  $M_n$ . Next, we change notation in order to write down the chain of computations leading to  $V_{(N+1)/2} = V_{2^{n-1}}$  in a more convenient form. Put  $V_{2^s} = v_s$  so that  $V_{2^s} = V_{2^{s-1}}^2 - 2Q^{2^{s-1}}$  transforms into  $v_s = v_{s-1}^2 - 2Q^{2^{s-1}}$ . Starting the computation with  $v_0 = V_1 = P$ , we see that the test  $V_{(N+1)/2} \equiv 0 \bmod N$  is equivalent to the following: Put  $v_0 = P$ . Let  $v_s \equiv v_{s-1}^2 - 2Q^{2^{s-1}} \bmod N$ . Then  $v_{n-1} \equiv 0$  is necessary and sufficient for  $M_n = 2^n - 1$  to be a prime.

So far, we have not yet approached the problem of how to find a Lucas sequence which is appropriate to the Mersenne numbers. The simplest way of doing this is to construct a sequence fulfilling the requirement  $(D/N) = -1$ . This condition is not *explicitly* mentioned in Theorem 4.8, but *if*  $N$  is a prime and *if*  $U_{N+1} \equiv 0 \bmod N$ , then (4.53) demands that  $(D/N) = -1$ . The other requirement, i.e.  $\text{GCD}(2QcD, N) = 1$ , causes no problem, since before a large number  $N$  is put to a Lucas test,  $N$  has normally been searched for small factors in any event and, moreover, since  $Q$  and  $D$  are of moderate size this will guarantee that  $N$  has no divisors in common with  $2QcD$ . There are always many different Lucas sequences which are suitable (about half of all  $D$ -values have  $(D/N) = -1$ ). The following is one possible sequence: the choice  $a = 1 + \sqrt{3}$ ,  $b = \bar{a} = 1 - \sqrt{3}$ , which gives

$$P = a + \bar{a} = 2, \quad Q = a\bar{a} = -2, \quad P^2 - 4Q = 12, \quad D = 3, \quad c = 2.$$

Now,  $D = 3$  happens to be a quadratic non-residue of all primes of the form  $12n \pm 5$  (Table 32). Furthermore, for the powers of 2 mod 12 we find

$$2^1 \equiv 2, \quad 2^2 \equiv 4, \quad 2^3 \equiv 8, \quad 2^4 \equiv 4, \quad 2^5 \equiv 8, \quad 2^6 \equiv 4, \dots$$

Here only the *odd* values of the exponents are interesting, since if  $M_n = 2^n - 1$  is to be prime at all then  $n$  must be odd (except in the trivial case  $2^2 - 1 = 3$ ).

## THE RECOGNITION OF PRIMES

Hence, for  $n \geq 3$ ,  $M_n = 2^n - 1 \equiv 7 \pmod{12}$  and the number 3 is thus a quadratic non-residue of  $M_n$ .—Combining these results we arrive at the following primality test for the Mersenne numbers:

If  $n$  is odd, then  $M_n = 2^n - 1$  is prime if and only if  $v_{n-1} \equiv 0 \pmod{M_n}$ , where

$$v_s = v_{s-1}^2 - 2 \cdot 2^{2^{s-1}} \quad \text{with } v_1 = v_0^2 + 4 = 8.$$

**Example.**  $n = 7$ .  $M_7 = 2^7 - 1 = 127$ , and we successively find

$$v_2 = 64 - 8 = 56, \quad v_3 = 3136 - 32 = 3104 \equiv 56, \quad v_4 = 3136 - 512 \equiv 84,$$

$$v_5 \equiv 7056 - 2^{17} \equiv 63, \quad v_6 = 3969 - 2^{33} \equiv 3969 - 2^5 \equiv 0 \pmod{127}.$$

Can the Lucas test for Mersenne numbers be simplified? Well, the powers of 2 in the recursion formula for  $v_s$  would certainly vanish if we could choose  $Q = 1$  or  $Q = -1$ . However, this would severely limit the possibilities of finding a suitable Lucas sequence.  $Q = 1$  together with  $(D/p) = -1$  causes already  $U_{(p+1)/2} \equiv 0 \pmod{p}$ , creating the problem that Theorem 4.8 cannot be used without some modification. Nevertheless, there exist somewhat more general Lucas sequences than those we have so far studied which are appropriate to our problem. The principle is to *insert new elements* between the terms of the original Lucas sequence. This will double the value of all the subscripts in the old sequence and, in this way, the troublesome  $U_{(p+1)/2} \equiv 0 \pmod{p}$  will be transformed into the desired  $U'_{p+1} \equiv 0 \pmod{p}$ .—Next, in order to achieve this, suppose we have a Lucas sequence  $U_n$  such that

$$U_{(N+1)/(2q)} \not\equiv 0 \pmod{N} \quad \text{and} \quad U_{(N+1)/2} \equiv 0 \pmod{N}, \quad (4.68)$$

with  $a$  and  $b$  satisfying  $\lambda^2 - P\lambda + Q = 0$ . Now we shall try to make this Lucas sequence  $U_n$  denser by doubling the number of its elements to obtain the new sequence  $U'_n$ . Because the original  $U_n$ 's are given by the formula

$$U_n = \frac{a^n - \bar{a}^n}{a - \bar{a}} = \frac{\sqrt{a^{2n}} - \sqrt{\bar{a}^{2n}}}{a - \bar{a}}, \quad (4.69)$$

the sequence  $U'_n$  defined by

$$U'_n = \frac{\sqrt{a^n} - \sqrt{\bar{a}^n}}{(\sqrt{a} - \sqrt{\bar{a}})(\sqrt{a} + \sqrt{\bar{a}})} \quad (4.70)$$

obviously satisfies the desired subscript-doubling relation

$$U'_{2n} = U_n. \quad (4.71)$$

## LUCAS TESTS FOR MERSENNE NUMBERS

It turns out, however, that this new sequence  $U'_n$  is slightly more general than those we have encountered so far, and that the divisibility properties of its elements cannot immediately be inferred from what we have already proved for quadratic fields. We have to omit the details of this deduction, but mention only that the main conclusion is still valid, namely that  $N$  is prime if

$$U'_{(N+1)/q_j} = U_{(N+1)/(2q_j)} \not\equiv 0 \pmod{N} \quad \text{for all } j = 1, 2, \dots, n \quad (4.72)$$

and

$$U'_{N+1} = U_{(N+1)/2} \equiv 0 \pmod{N}. \quad (4.73)$$

Thus we finally arrive at *the* Lucas test for Mersenne numbers: Choose  $a = 2 + \sqrt{3}$ ,  $b = 2 - \sqrt{3}$ , which gives

$$P = 4, \quad Q = 1, \quad \sqrt{a} = \frac{\sqrt{3} + 1}{\sqrt{2}}, \quad \sqrt{b} = \frac{\sqrt{3} - 1}{\sqrt{2}}, \quad D = 3, \quad \left( \frac{D}{M_n} \right) = -1$$

$$P' = \sqrt{a} + \sqrt{b} = \sqrt{6}, \quad Q' = \sqrt{a}\sqrt{b} = 1,$$

resulting in the Lucas sequence

$$V'_n = \left( \frac{\sqrt{3} + 1}{\sqrt{2}} \right)^n + \left( \frac{\sqrt{3} - 1}{\sqrt{2}} \right)^n. \quad (4.74)$$

This sequence obeys  $V'_{2n} = V'^2_n - 2$  and starts with  $V'_1 = \sqrt{6}$  and  $V'_2 = 4$ . If we change the notation (as done previously) by letting  $V'_{2s+1} = v_s$ , then we have

**Theorem 4.9. Lucas' test for Mersenne numbers.** If  $n$  is odd, then  $M_n = 2^n - 1$  is a prime if and only if  $v_{n-2} \equiv 0 \pmod{M_n}$ , where

$$v_s = v_{s-1}^2 - 2 \quad \text{with} \quad v_0 = 4. \quad (4.75)$$

Further on we shall prove a result (Theorem 4.17) which is a generalization of Theorem 4.9.

**Example.** For  $N = 2^{19} - 1 = 524287$  the computation runs as follows:

$$\begin{aligned} v_0 &= 4, & v_1 &= 14, & v_2 &= 194, & v_3 &= 37634, & v_4 &\equiv 218767 \\ v_5 &= 510066, & v_6 &= 386344, & v_7 &\equiv 323156, & v_8 &\equiv 218526, & v_9 &\equiv 504140 \\ v_{10} &\equiv 103469, & v_{11} &\equiv 417706, & v_{12} &\equiv 307417, & v_{13} &\equiv 382989, & v_{14} &\equiv 275842 \\ v_{15} &\equiv 85226, & v_{16} &\equiv -2^{10}, \end{aligned}$$

and, finally,

$$v_{17} \equiv 2^{20} - 2 \equiv 0 \pmod{2^{19} - 1}.$$

## THE RECOGNITION OF PRIMES

This proves the primality of  $M_{19}$ .

Using Theorem 4.9 and another very similar primality test, Lucas in 1876 proved  $M_{127}$  (39 digits!) to be prime. This was the record for the largest prime discovered before the advent of computers. (In fact, larger numbers have been investigated without the use of a computer. The author believes that the largest *prime* found without a computer is A. Ferrier's  $(2^{148} + 1)/17$ , but this result was published in 1952 when there were already several larger primes known which had been found by aid of computer.) All Mersenne numbers with exponents up to 139268 and some higher ones have been tested to date, among which the following 33 exponents  $p$  have been found to lead to Mersenne primes  $M_p$ :

2, 3, 5, 7, 13, 17, 19, 31, 61, 89, 107, 127, 521, 607, 1279, 2203,  
2281, 3217, 4253, 4423, 9689, 9941, 11213, 19937, 21701, 23209,  
44497, 86243, 110503, 132049, 216091, 756839 and 859433.

$M_{859433}$  (258716 digits!) is the largest prime known at present. It was found with the aid of a CRAY-XMP computer at the Lawrence Livermore Laboratory in California in 1994 by Paul Gage and David Slowinski.

### A Relaxation of Theorem 4.8

As the reader may remember, we have given two converses to Fermat's theorem, namely Lehmer's Theorem 4.3 and a version with relaxed conditions on the factorization of  $N - 1$ , Theorem 4.6. The relaxed version is very helpful indeed when  $N - 1$  has many small prime factors and a large cofactor  $< \sqrt{N}$ . In such a case we can avoid the labour of factorizing this large cofactor. The situation is identical when Lucas sequences are used rather than Fermat's theorem. The condition of Theorem 4.8 that  $N + 1$  is *completely* factored may be relaxed so that a cofactor  $< \sqrt{N}$  can be left unfactored. This is stated in

**Theorem 4.10.** Suppose that  $N + 1 = R \cdot F = R \prod_{j=1}^n q_j^{\beta_j}$ , with all  $q_j$ 's distinct primes,  $R < F$  and  $\text{GCD}(R, F) = 1$ . If a Lucas sequence  $U_v$  with  $\text{GCD}(2QcD, N) = 1$  exists, satisfying

$$\text{GCD}(U_{(N+1)/q_j}, N) = 1 \quad \text{for all } j = 1, 2, \dots, n \quad (4.76)$$

and such that

$$U_{N+1} \equiv 0 \pmod{N}, \quad (4.77)$$

then  $N$  is a prime.

**Proof.** As in the proof of Theorem 4.8, we must consider a possible prime factor  $p$  of  $N$ . In exactly the same way as in Theorems 4.6 and 4.8 we arrive at the

## POCKLINGTON'S THEOREM

conclusion that  $F|d$ . By (4.52) and (4.53), either  $d|p - 1$  or  $d|p + 1$ . Thus  $F|p \pm 1$ . Hence, the smallest possible value  $p$  can assume is one of  $F \pm 1$ . If the sign is positive, then  $p = F + 1 > \sqrt{N}$ , and so  $N$  is certainly prime. If, however, the sign is negative, then the magnitude of  $p$  could be just below  $\sqrt{N}$ , so we need to provide some other reason why this case also leads to a contradiction. Let us then consider  $N = RF - 1 = R(p + 1) - 1 = Rp + R - 1 \equiv 0 \pmod{p}$ . This congruence requires  $R$  to be  $\equiv 1 \pmod{p}$ . But since  $0 < R < F = p + 1$ , the only solution to  $R \equiv 1 \pmod{p}$  is  $R = 1$ , for which  $N = p$ , and thus, again,  $N$  is prime.

In the same way as we used Theorem 4.6 earlier to find elegant and efficient primality tests for numbers of the form  $h \cdot 2^n + 1$ , we can now apply Theorem 4.10 to devise a simplified version of the primality tests for numbers of the form  $h \cdot 2^n - 1$ . Using the notation, introduced on p. 117, one can obtain

**Theorem 4.11.** (O. Körner, Ulm, Germany.) If  $h$  is odd and  $2^n > 4h$ , then  $N = h \cdot 2^n - 1$  is prime if there exists a Lucas sequence  $V_v$  with  $\text{GCD}(QcD, N) = 1$  such that

$$V_{(N+1)/4} \equiv 0 \pmod{N}. \quad (4.78)$$

**Proof.** Suppose that  $N$  were composite and consider its smallest prime factor  $p \leq \sqrt{N}$ . If we, as in the proof of Theorem 4.8, define  $d$  as the smallest subscript with  $U_d \equiv 0 \pmod{N}$ , then all subscripts  $v$  with  $U_v \equiv 0 \pmod{N}$  are again multiples of  $d$ . Thus, since  $U_{(N+1)/2} = U_{(N+1)/4} V_{(N+1)/4} \equiv 0 \pmod{N}$ ,  $d|(N+1)/2$ , i.e.  $d|h \cdot 2^{n-1}$ . On the other hand  $U_{(N+1)/4} \not\equiv 0 \pmod{N}$ . This is, because if  $U_v$  and  $V_v$  were both  $\equiv 0 \pmod{N}$ , then so were  $(a - b)U_v \pm V_v$  or  $a^v$  and  $b^v$  would both be  $\equiv 0 \pmod{N}$ , which would imply that the prime factor  $p$  of  $N$  would also divide  $(a - b)^2 = c^2 D$ , contrary to the assumption  $\text{GCD}(QcD, N) = 1$ . Applying this reasoning to  $v = (N + 1)/4$ , we find that  $d|(N + 1)/4$ , or  $d|h \cdot 2^{n-2}$ . Thus  $2^{n-1}|d$ . Now, if we put  $m = p - (D/p)$ , since  $U_m \equiv 0 \pmod{p}$  according to (4.48), it follows that  $d|m$  and thus that  $2^{n-1}|m$ . This leads to  $p \equiv (D/p) \pmod{2^{n-1}}$ , and in particular  $p \geq 2^{n-1} - 1$ . The case  $p = 2^{n-1} - 1$  can be excluded, since in this case  $N = h \cdot 2^n - 1 = 2h(p + 1) - 1 \equiv 2h - 1 \pmod{p}$ . This would imply  $2h - 1 = p$ , since  $2h - 1 \leq 2^{n-1} - 1 = p$ , which leads to an *even* value of  $h$  (or to  $p = 1$ ), contrary to the assumptions in the theorem. Thus, finally,  $p^2 \geq (2^{n-1})^2 = 2^n \cdot 2^{n-2} > h \cdot 2^n = N + 1$ , which contradicts the assumption of  $p$  being the *smallest* prime factor of  $N$ . Thus  $N$  is prime.

### Pocklington's Theorem

**Theorem 4.12. Pocklington's Theorem.** Let  $N - 1 = Rq^n$ , where  $q$  is prime and  $q \nmid R$ . If there exists an integer  $a$ , satisfying

$$\text{GCD}(a^{(N-1)/q} - 1, N) = 1 \quad \text{and such that} \quad a^{N-1} \equiv 1 \pmod{N}, \quad (4.79)$$

then each prime factor  $p$  of  $N$  has the form  $p = q^n m + 1$ .



## THE RECOGNITION OF PRIMES

**Proof.** Exactly as in the proof of Theorem 4.6 on p. 103, each (possible) prime factor  $p$  of  $N$  must satisfy  $q^n | p - 1$ , which means that  $p = q^n m + 1$  for some positive integer  $m$ .

**Remark.** Pocklington's theorem can in some cases help to find a factor, but its main application is in primality proofs, as illustrated in the example below, where it is used to establish that any prime factor of  $N$  must be  $> \sqrt{N}$ , thereby implying the primality of  $N$ . The theorem is only a slight generalization of the reasoning used to prove the primality of a number by proving the existence of a primitive root  $g \bmod p$ .

### Lehmer-Pocklington's Theorem

If the factorization of  $N - 1$  is, instead, given as  $N - 1 = R \cdot F = R \prod q_j^{\beta_j}$ , as in Theorem 4.6, then the modular conditions arising from the different prime powers  $q_j^{\beta_j}$  can be combined to yield

**Theorem 4.13. Lehmer-Pocklington's Theorem.** Suppose  $N - 1 = R \cdot F = R \prod_{j=1}^n q_j^{\beta_j}$ , with the  $q_j$ 's distinct primes and  $\text{GCD}(R, F) = 1$ . If there is an integer  $a$ , satisfying

$$\text{GCD}(a^{(N-1)/q_j} - 1, N) = 1 \quad \text{for all } j = 1, 2, \dots, n, \quad (4.80)$$

and such that

$$a^{N-1} \equiv 1 \bmod N,$$

then each prime factor  $p$  of  $N$  has the form  $p = Fm + 1$ .—Note that it is not necessary to have  $R < F$  here.

**Example.** The primality of  $N = (2^{148} + 1)/17$ , the largest prime found using a desk calculator, was established by A. Ferrier in 1951 by means of the following arguments:

Firstly, it was verified that  $3^{N-1} \equiv 1 \bmod N$ .

Secondly,  $N - 1 = 2^4(2^{72} - 1)(2^{72} + 1)/17$  contains a large prime factor, namely  $Q = 4878\,2488\,7233$ . Applying Pocklington's theorem with  $q^n = Q$ , Ferrier showed that  $3^{17(N-1)/Q} - 1$  is prime to  $N$ , which implies that  $3^{(N-1)/Q} - 1$  is also prime to  $N$ . Thus, every prime factor of  $N$  must be of the form  $Qm + 1$ .

Next,  $17N$  being of the form  $a^{148} + b^{148}$ , every prime factor of  $N$  (excepting possible factors 17) are of the form  $296k + 1$ , due to Legendre's Theorem on p. 165. Combining the two forms, Ferrier found that every prime factor of  $N$  is of the form

$$p = p(y) = 1443961\,66620968y + 1 = qy + 1.$$

Now, for  $y = 1, 2, 3, \dots, 11$ ,  $p$  is not prime, having a small divisor. Hence, every possible prime factor  $p$  of  $N$  exceeds  $p(12) - 1 = 17327539\,99451616$ .

## POCKLINGTON-TYPE THEOREMS FOR LUCAS SEQUENCES

Further, applying a type of argument which often is useful in connection with Fermat's factorization method, Ferrier wrote

$$N = A^2 - B^2 = (A - B)(A + B) = p \cdot \frac{N}{p}.$$

Here

$$2A = (A - B) + (A + B) = p + \frac{N}{p} < 1.3 \cdot 10^{28}$$

since  $\sqrt{N} > p > 17327539\,99451616$ . Now, on the other hand, since *both* factors  $p$  and  $N/p$  are of the form  $qy + 1$ , we have

$$\begin{aligned} N + 1 &= (qy + 1)(qz + 1) + 1 = q^2yz + (qy + 1) + (qz + 1) = \\ &= q^2yz + 2A \equiv 2A \pmod{q^2}. \end{aligned} \quad (4.81)$$

But  $N + 1 \equiv 18859\,78087126\,35496631\,61494450 \pmod{q^2}$  so that  $2A > 1.8 \cdot 10^{28}$ . Since this inequality contradicts the previous one,  $A$  does not exist and therefore  $N$  is prime.

### Pocklington-Type Theorems for Lucas Sequences

If  $N + 1$  is easier to factor than  $N - 1$ , then the following analogues of theorems (4.12) and (4.13), utilizing Lucas sequences  $\{U_n\}$  instead of powers  $a^n$ , may be of use in the search for factors of  $N$ :

**Theorem 4.14. Lehmer's analogue to Pocklington's Theorem.** Let  $N + 1 = R \cdot q^n$ , where  $q$  is prime and  $q \nmid R$ . If  $\{U_n\}$  is a Lucas sequence with  $(D/N) = -1$  and such that

$$\text{GCD}(U_{(N+1)/q}, N) = 1 \quad \text{with} \quad U_{N+1} \equiv 0 \pmod{N}, \quad (4.82)$$

then each prime factor  $p$  of  $N$  has the form  $p = q^n m \pm 1$ .

**Proof.** In Pocklington's (original) theorem 4.12 the result follows from the fact that a prime  $p$  can divide  $N$  only if  $q^n | p - 1$ . For a Lucas sequence,  $q^n$  will instead have to be a factor of  $p - (D/p)$  (compare (4.66)), i.e.  $q^n | p \pm 1$ , yielding the present theorem first proved by D. H. Lehmer.

If the factorization of  $N + 1$  is instead given as  $N + 1 = R \cdot F = R \prod q_j^{\beta_j}$ , then again combining the modular conditions for the different prime powers  $q_j^{\beta_j}$  surprisingly enough yields

**Theorem 4.15.** Let  $N + 1 = R \cdot F = R \prod_{j=1}^n q_j^{\beta_j}$ , with  $q_j$  distinct primes and  $\text{GCD}(R, F) = 1$ . If  $\{U_n\}$  is a Lucas sequence with  $(D/N) = -1$ , for which

$$\text{GCD}(U_{(N+1)/q_j}, N) = 1 \quad \text{for all} \quad j = 1, 2, \dots, n \quad (4.83)$$

and such that

$$U_{N+1} \equiv 0 \pmod{N},$$

then each prime factor of  $N$  has the form  $p = Fm \pm 1$ .

The surprise is that only *two* residue classes instead of  $2^n$  are possible for the module  $F = \prod q_j^{\beta_j}$ , being a product of  $n$  modules, each admitting two residue classes for  $p$ .

**Proof.** The proof of this Theorem is similar to the proof of theorem 4.10 on p. 120, that  $F$  must divide  $p \pm 1$  if  $p$  is to be a prime factor of  $N$ . So  $p$  must be  $\equiv \pm 1 \pmod{F}$ —This theorem was discovered by the author of this book in 1967 and rediscovered by Michael Morrison and published in 1974.

### Primality Tests for Integers of the Form $N = h \cdot 2^n - 1$ , when $3 \nmid h$

In order to satisfy (4.76) we need as usual to require that  $(D/N) = -1$ . Furthermore, as in the case of Mersenne numbers, the computation will be particularly simple if we can choose  $Q = \pm 1$ . Now, if  $3 \nmid h$ , then it is possible to cover all interesting cases ( $3 \nmid N$ ) by the same choice of  $a$  and  $b$  as on p. 119, i.e. by once again considering the Lucas sequence (4.74).  $V_{(N+1)/4} = V'_{(N+1)/2} = v'_{h \cdot 2^{n-1}}$  is most easily calculated by adopting the initial value

$$v_0 = \left( \frac{\sqrt{3} + 1}{\sqrt{2}} \right)^{2h} + \left( \frac{\sqrt{3} - 1}{\sqrt{2}} \right)^{2h} = (2 + \sqrt{3})^h + (2 - \sqrt{3})^h \quad (4.84)$$

and then performing the usual recursion  $v_s = v_{s-1}^2 - 2$ . The condition for primality of  $N$ , (4.78), will then again take the form  $v_{n-2} \equiv 0 \pmod{N}$ . We thus arrive at the following

**Theorem 4.16. Lucas' primality test.** Suppose that  $h$  is an odd integer, that  $2^n > h$  and that neither  $N = h \cdot 2^n - 1$  nor  $h$  is divisible by 3. Then  $N$  is prime if and only if  $v_{n-2} \equiv 0 \pmod{N}$ , where  $v_s = v_{s-1}^2 - 2$  and  $v_0 = (2 + \sqrt{3})^h + (2 - \sqrt{3})^h$ .

Note that the initial value  $v_0$  can easily be computed using (4.39) and (4.41). This is because we can consider  $v_0$  itself to be an element of a suitably chosen Lucas sequence!

**Example.**  $N = 5 \cdot 2^{14} - 1 = 81919$ . First we have to compute  $v_0 = (2 + \sqrt{3})^5 + (2 - \sqrt{3})^5$ . The Lucas sequence with  $V_m = (2 + \sqrt{3})^m + (2 - \sqrt{3})^m$  satisfies  $V_{m+1} = 4V_m - V_{m-1}$  with  $V_0 = 2$  and  $V_1 = 4$ . Thus  $V_2 = 4 \cdot 4 - 2 = 14$ ,  $V_3 = 4 \cdot 14 - 4 = 52$ ,  $V_4 = 4 \cdot 52 - 14 = 194$  and  $V_5 = 4 \cdot 194 - 52 = 724$ . (This initial value  $v_0$  is identical for the Lucas test on *all* numbers of the form  $5 \cdot 2^n - 1$  not divisible by 3.) Next, compute

$$v_1 \equiv v_0^2 - 2 \equiv 32660, \quad v_2 \equiv 8299, \quad v_3 \equiv 61439, \quad v_4 \equiv 5118,$$

# PRIMALITY TESTS FOR $N = h \cdot 2^n - 1$ , WHEN $3|h$

$$v_5 \equiv 61761, \quad v_6 \equiv 26722, \quad v_7 \equiv 59278, \quad v_8 \equiv 47696,$$

$$v_9 \equiv 17784, \quad v_{10} \equiv 63314, \quad v_{11} \equiv 38248, \quad v_{12} \equiv 0 \pmod{81919},$$

which proves 81919 to be prime.—By applying Theorem 4.16 and using the computer BESK, the author of this book has in 1954 identified many at the time unknown primes, for instance

$$5 \cdot 2^{248} - 1, \quad 7 \cdot 2^{177} - 1, \quad 11 \cdot 2^{246} - 1, \quad 17 \cdot 2^{150} - 1.$$

More detailed information can be found in Table 6 at the end of the book.

## Primality Tests for $N = h \cdot 2^n - 1$ , when $3|h$

What now remains in order to complete the picture is to construct Lucas sequences which are applicable in the case when  $N = h \cdot 2^n - 1$  and 3 divides  $h$ . This problem is actually more difficult than when  $3 \nmid h$ . The difference between the two situations lies in the choice of a suitable initial value  $v_0$  for the recursion  $v_s = v_{s-1}^2 - 2$ . In the case treated above, where  $3 \nmid h$ ,  $v_0$  is dependent on  $h$  only *and not on  $n$*  (as long as  $3 \nmid N$ ), whereas in the case when  $3|h$ ,  $v_0$  is *dependent on  $n$  as well as on  $h$* . Moreover, still worse, also  $D$  depends on  $h$  and  $n$ , making the search for a suitable Lucas sequence theoretically complicated and computationally tedious. The reason for this is the following. Suppose that  $N = 3A \cdot 2^n - 1$  and that  $3A$  has an odd prime factor  $p$ . Then  $(p/N)$  is always = 1, since

$$\left(\frac{p}{N}\right) = \left(\frac{N}{p}\right)(-1)^{\frac{1}{2}(p-1)\frac{1}{2}(N-1)} = \left(\frac{-1}{p}\right)(-1)^{\frac{1}{2}(p-1)\frac{1}{2}(N-1)}$$

by the theorem of quadratic reciprocity, see p. 279. Now, working through the two cases  $p = 4k - 1$  and  $p = 4k + 1$ , we find

$$\left(\frac{p}{N}\right) = (-1)(-1)^{(2k-1)(3A \cdot 2^{n-1}-1)} = +1$$

and

$$\left(\frac{p}{N}\right) = (+1)(-1)^{2k(3A \cdot 2^{n-1}-1)} = +1$$

in these two cases, respectively. Finally, if  $n > 2$  then

$$\left(\frac{2}{N}\right) = (-1)^{(N-1)(N+1)/8} = (-1)^{3A \cdot 2^{n-2}(N-1)/2} = +1,$$

so that it is impossible to find a value of  $D$  that is a quadratic non-residue of all values of  $A$  simultaneously. Therefore, according to the value of  $A$  selected,

we need to work with different values of  $D$ , leading to varying mathematical formulas for  $v_0$ , depending on the chosen value of  $A$ . Furthermore, the requirement  $(D/N) = -1$  cannot be satisfied for all (interesting) values of  $N$  by simply choosing a fixed value of  $D$ , when  $D$  is large. This fact leads to different values of  $D$  (and therefore of  $v_0$ ), even if we fix the value of  $A$ . A rather surprising situation! The reader is invited to examine the table on p. 128 to see just how confusing the situation does appear. Look e.g. at the choice  $A = 5$ . For the numbers  $N = 15 \cdot 2^n - 1$  we first have a “main case”,  $D = 21$ , covering  $n \equiv 1 \pmod 3$ . If  $n \equiv 0 \pmod 3$ , then it turns out that  $7|N$  and so we can dispose of this case. How about the remaining case,  $n \equiv 2 \pmod 3$ ? We will need several different values of  $D$  for this, and even so, it will not be completely covered. As can be seen from the table,  $D = 11$  covers  $n \equiv 0, 2, 3, 7$  and  $9 \pmod{10}$ ,  $D = 13$  covers  $n \equiv 2, 3, 4, 5, 7$  and  $10 \pmod{12}$  while  $D = 17$  covers  $n \equiv 0, 1, 5$  and  $6 \pmod 8$ . But these congruences together *do not exhaust all cases*, as can be quite easily seen by rewriting them mod 120. The cases  $n \equiv 44, 116 \pmod{120}$  are still missing! This is indicated by the text “not covered” in the table. Finding, by trial and error, a suitable value of  $D$  covering the remaining cases is an almost hopeless task.

Fortunately, the search for useful values of  $D$  can be carried out in a systematic way, by using a quite general theorem discovered by the author of this book in 1969, see [19]. We present here a slightly modified version of this result, given by O. Körner:

**Theorem 4.17.** Suppose that  $h$  is an odd integer and that  $2^n > 4h$ . Then  $N = h \cdot 2^n - 1$  is prime if and only if  $v_{n-2} \equiv 0 \pmod N$ , where  $v_s = v_{s-1}^2 - 2$  with  $v_0 = a^h + a^{-h}$ , and  $\text{GCD}(N, (a - a^{-1})^2) = 1$ . In this expression  $a$  is a unit of  $\mathbb{Q}(\sqrt{D})$  of the form

$$a = \frac{(k + l\sqrt{D})^2}{r} \quad \text{where} \quad \left(\frac{D}{N}\right) = -1 \quad \text{and} \quad \frac{k^2 - l^2 D}{r} \left(\frac{r}{N}\right) = -1.$$

**Proof.** The integers  $V_s = a^s + a^{-s}$ , according to (4.31), constitute a Lucas sequence since  $a$  is a unit of  $\mathbb{Q}(\sqrt{D})$  and this implies that the characteristic equation of the sequence,  $\lambda^2 - (a + \bar{a})\lambda + a\bar{a} = 0$ , has integer coefficients  $P = a + \bar{a}$  and  $Q = a\bar{a} = \pm 1$ . In order to demonstrate that the conditions in the Theorem are necessary, suppose first that  $N$  is prime. Then

$$\begin{aligned} v_{n-2} &= V_{(N+1)/4} = a^{(N+1)/4} + a^{-(N+1)/4} = \\ &= a^{-(N+1)/4} (1 + a^{(N+1)/2}) = \\ &= a^{-(N+1)/4} \left(1 + (k + l\sqrt{D})^{N+1} r^{-(N+1)/2}\right) \equiv \end{aligned}$$

# PRIMALITY TESTS FOR $N = h \cdot 2^n - 1$ , WHEN $3|h$

(by Fermat's theorem in  $\mathbf{Q}(\sqrt{D})$ , since  $\left(\frac{D}{N}\right) = -1$ )

$$\equiv a^{-(N+1)/4} \left(1 + \frac{k^2 - l^2 D}{r} \left(\frac{r}{N}\right)\right) \equiv 0 \pmod{N}.$$

Here we have been using the condition on  $(r/N)$  assumed in the Theorem. For the sufficiency of the conditions we can refer to Theorem 4.11 since  $v_{n-2} = V_{(N+1)/4} \equiv 0 \pmod{N}$  implies the primality of  $N$ .

The Lucas tests proved earlier are special cases of Theorem 4.17. If  $h$  and  $n$  are such that  $3|h$  and  $3|N$ , then the unit

$$a = 2 + \sqrt{3} = \frac{(1 + \sqrt{3})^2}{2} \quad \text{of } K(\sqrt{3})$$

can be used in the Theorem since

$$\left(\frac{D}{N}\right) = \left(\frac{3}{N}\right) = -1 \quad \text{and} \quad \frac{k^2 - l^2 D}{r} \left(\frac{r}{N}\right) = \frac{-2}{2} \cdot \left(\frac{2}{N}\right) = -1$$

in this instance.—By a further restriction to  $h = 1$ , we find

$$v_0 = a^h + a^{-h} = (2 + \sqrt{3})^1 + (2 + \sqrt{3})^{-1} = 4,$$

which reverts us to Theorem 4.9.

At this point, a natural question is how best to apply Theorem 4.17 in practice. One method is to investigate which combinations of  $D$ ,  $h$  and  $n$  satisfy all the requirements and note these down for future use. This has been done in the Table on the next page, where useful Lucas sequences have been compiled for all  $h \leq 29$ . Since Legendre's symbol occurs in the conditions of Theorem 4.17, the possible values of  $n$  for a given value of  $D$  belong to certain arithmetic series; frequently the case in problems which can be solved by aid of Legendre's symbol.—As pointed out earlier, this technique of extracting valid combinations of  $h$ ,  $n$  and  $D$  is quite complicated and is thus principally used if only a few numbers need to be checked for primality.

In a situation where *all* values of  $h$  and  $n$  in a certain domain are to be tested, there exists a better approach. This is to systematically allow a computer to check through all values of  $D$  and list those combinations of  $h$  and  $n$  which fit the conditions of Theorem 4.17. In order to obtain the smallest possible value of  $v_0$ , it is practical to organize this search with increasing values of  $V_1$ . The author has carried this out for all  $n$  and all odd  $h$  in the domain  $2 \leq n \leq 1000$  and  $1 \leq h \leq 105$ . To limit the amount of labour demanded as much as possible, all  $N = h \cdot 2^n - 1$  having some factor  $< 10000$  were first sieved out. After this preliminary reduction a suitable  $V_1$  was sought for each of the remaining numbers. The largest  $V_1$

# THE RECOGNITION OF PRIMES

necessary in this investigation was  $V_1 = 57$ , required for  $N = 63 \cdot 2^{354} - 1$ . For this  $V_1$  the value of  $D$  was found to be 3245 and

$$v_0 = \left( \frac{57 + \sqrt{3245}}{2} \right)^{63} + \left( \frac{57 - \sqrt{3245}}{2} \right)^{63}.$$

Lucas tests for numbers of the form $N = h \cdot 2^n - 1$				
$h$	$D$	$v_0$	$n \bmod d$	$d$
1	3	$6 \cdot 1^2 - 2 = 4$	1	2
3	21	$7 \cdot 4^2 - 2 = 110$	0, 2	3
3	39	$13 \cdot 98^2 - 2 = 124852$	0, 1, 2, 4, 7, 10, 11	12
5	3	$6 \cdot 11^2 - 2 = 724$	0	2
7	3	$6 \cdot 41^2 - 2 = 10084$	1	2
9	5	$5 \cdot 34^2 - 2 = 5778$	0, 1	4
9	17	$287298^3 - 3 \cdot 287298$	3, 4, 6, 7	8
11	3	$6 \cdot 571^2 - 2 = 1956244$	0	2
13	3	$6 \cdot 2131^2 - 2 = 27246964$	1	2
15	21	$2525^3 - 3 \cdot 2525 = 16098445550$	1	3
15	11	$22 \cdot 1197677521^2 - 2$	0, 2, 3, 7, 9 ( $n > 2$ )	10
15	13	$13 \cdot 16835050^2 - 2$	2, 3, 4, 5, 7, 10	12
15	17	$17 \cdot 10730180955650^2 - 2$	0, 1, 5, 6	8
15	—	not covered by the above	44, 116	120
17	3	$6 \cdot 29681^2 - 2$	0	2
19	3	$6 \cdot 110771^2 - 2$	1	2
21	5	$5 \cdot 10946^2 - 2 = 599074578$	2, 3	4
21	13	$13 \cdot 21851881930^2 - 2$	0, 1, 2, 3, 5, 8	12
23	3	$6 \cdot 1542841^2 - 2$	0	2
25	3	$6 \cdot 5757961^2 - 2$	1	2
27	5	$5778^3 - 3 \cdot 5778 = 192900153618$	1, 2	4
27	21	$1330670^3 - 3 \cdot 1330670$	1, 2	3
29	3	$6 \cdot 80198051^2 - 2$	0	2

Finally, for each of the numbers under investigation, the starting value  $v_0$  of the recursion was computed and the number tested. The results are given in Table 6 at the end of the book, which has been brought up-to-date by including also later results, found by others.

## THE COMBINED $N - 1$ AND $N + 1$ TEST

As an example of the power of this method, we mention the large prime  $391581 \cdot 2^{216193} - 1$ , found in 1989 by Brown, Knoll, Parady, Smith and Zaran-tonello. It was for a time the largest prime known, and is the only very large prime known, which is not a Mersenne prime.—The ideas in this section have recently been carried further by Wieb Bosma in [20].

Lucas sequences as an alternative to Fermat's theorem can be used to construct compositeness tests for numbers of the form  $N = h \cdot 2^n \pm k$ , provided  $k$  is not too large. We shall not give details here, but mention only that this has been accomplished by K. Inkeri and J. Sirkesalo in [22] and [23].

Another type of generalization, covering numbers of the forms  $h \cdot b^n - 1$ , for  $b = 3, 5$ , and  $7$ , has been undertaken by H. C. Williams, see [21].

### The Combined $N - 1$ and $N + 1$ Test

From Theorems 4.6 and 4.10 we infer that the primality of  $N$  can easily be proved if *one* of  $N - 1$  or  $N + 1$  can be factored up to its square root. What if this is not possible? Then we have to use the following *combined primality test*, relying upon the *simultaneous* partial factorizations of  $N - 1$  and  $N + 1$ . The test has also been relaxed by using the “several bases” idea from Theorem 4.4. Search limits for the factors of  $N - 1$  and  $N + 1$  have also been included.

**Theorem 4.18. The combined  $N - 1$  and  $N + 1$  test.** Assume that

1.  $N - 1 = F_1 R_1$ , with  $R_1$  odd  $> 1$  and  $\text{GCD}(F_1, R_1) = 1$ .
2.  $N + 1 = F_2 R_2$ , with  $R_2$  odd  $> 1$  and  $\text{GCD}(F_2, R_2) = 1$ . Here  $F_1$  and  $F_2$  are completely factored.
3. For each prime  $q_i$  dividing  $F_1$  there exists an integer  $a_i$  such that  $a_i^{N-1} \equiv 1 \pmod{N}$  and  $\text{GCD}(a_i^{(N-1)/q_i} - 1, N) = 1$ .
4. There exists an integer  $a$  such that  $a^{N-1} \equiv 1 \pmod{N}$  and such that also  $\text{GCD}(a^{(N-1)/R_1} - 1, N) = 1$ .
5. For each prime  $q_i$  dividing  $F_2$  there exists a Lucas sequence  $\{U_v\}$  with  $(D/N) = -1$  such that  $N | U_{N+1}$  and  $\text{GCD}(U_{(N+1)/q_i}, N) = 1$ .
6. There exists a Lucas sequence  $\{U_v\}$  with  $(D/N) = -1$  such that  $N | U_{N+1}$  and  $\text{GCD}(U_{(N+1)/R_2}, N) = 1$ .

Suppose that the prime factors of  $R_1$  and  $R_2$  are respectively  $\geq B_1$  and  $\geq B_2$ . Define  $r$  and  $s$  by  $R_1 = (F_2/2)s + r$ ,  $0 \leq r < F_2/2$ , and let  $m$  be the smallest non-negative integer for which  $m F_1 F_2/2 + r F_1 + 1 | N$  (or the smallest *positive* integer in case  $r$  happens to be 0). Moreover, let

$$G = \max(B_1 F_1 + 1, B_2 F_2 - 1, m F_1 F_2/2 + r F_1 + 1), \quad m \geq 1.$$

Then

if  $G(B_1 B_2 F_1 F_2/2 + 1) > N$ ,  $N$  is prime.



## THE RECOGNITION OF PRIMES

A proof of this theorem is rather straight-forward, following the lines of proof given in Theorems 4.4, 4.6, 4.8, 4.10, 4.12–4.15. We omit the proof and refer the reader to p. 635 of [13].—This theorem is one of the more important forerunners to the modern primality tests.

### Lucas Pseudoprimes

One essential step in proving the primality of a number  $N$  by aid of Theorem 4.10 is to prove that  $U_{N+1} \equiv 0 \pmod{N}$  for the Lucas sequence chosen. Unfortunately, this condition is not always sufficient for the primality of  $N$ , i.e. there do exist certain *composite* numbers  $N$  which satisfy this congruence. They are termed Lucas pseudoprimes and are covered by

**Definition 4.5.** An odd *composite* number  $N$  with  $N \nmid Q$ ,  $(D/N) = -1$  and  $U_{N+1} \equiv 0 \pmod{N}$  is a Lucas pseudoprime with parameters  $D$ ,  $P$  and  $Q$ , where the Lucas sequence  $\{U_v\}$  is as usual defined by (4.30)–(4.31) and  $D$  is the square-free part of  $P^2 - 4Q$ .

Any odd  $N$  satisfying all the conditions in this definition is called a *Lucas probable prime*.—The significance of the concept “Lucas probable prime” lies in the fact that it could well be possible that some combination of Lucas probable prime tests and strong probable prime tests is sufficient to actually *prove* primality. This conjecture has, however, not yet been proved. A discussion of this topic can be found in [3] and a related conjecture is discussed in [24]. The proof would constitute a demonstration that there exists no number which is a pseudoprime with respect to *all* these tests simultaneously. Such a combination of (a limited number of) Fermat-type primality tests would require only polynomial running time on a computer, since each of the tests involved has this property. In anticipation of such a proof we must at present content ourselves with some results achieved quite recently, which we shall now very briefly describe.

### Modern Primality Proofs

The primality tests so far described in this book have one big disadvantage: They are not practically applicable to all numbers. Even if there are a lot of different tests, there are specific numbers which elude all the tests, e.g., if the number has none of the particular mathematical forms demanded by the tests, and neither of  $N \pm 1$  or  $N^2 \pm N + 1$ , or whatever you might have, admits an “easy” partial factorization. Number theorists, following two lines of approach, have tried to find a remedy for this situation. The one line is to prove that some combination of simple tests, e.g., a certain number of strong pseudoprime tests, would suffice to distinguish primes from composites, but this has not succeeded so far, although this approach does not seem entirely unpromising.

The other line of approach is to make use of more complicated groups. The

## THE JACOBI SUM PRIMALITY TEST

order of some element of the group chosen must depend on if the number  $N$  is prime or composite, and in this way it can be used to decide whether  $N$  is prime or not. We are going to briefly describe two such modern primality tests, namely the APRCL primality proving algorithm and the Elliptic Curve Primality Proving algorithm.

In 1979 Leonard Adleman, Carl Pomerance and Robert Rumely, [27], [28] devised an algorithm for primality testing which is of nearly polynomial time growth. The algorithm in itself is quite complicated, both in theory, since the so-called cyclotomic fields are used, and in practice, as many different cases have to be covered in computer program implementations. We shall not enter into all the details here because the importance of this breakthrough lies not so much in the specific algorithm designed, but rather in the fact that it has now been proved that a fast primality testing algorithm for the number  $N$  does exist which is completely independent of any factorization of some number dependent on  $N$ . Although the original algorithm discovered is complicated, it has been programmed for computers and works very well. Its running time can be described as “nearly” polynomial, as the labour involved is

$$O(\ln N)^{c \ln \ln \ln N}, \quad (4.85)$$

where  $c$  is a positive constant. Since the factor  $\ln \ln \ln N$  in the exponent increases extremely slowly, it is almost as good as a constant exponent, provided  $N$  is of limited size, say has less than a million digits. (For  $N = 10^{1000000}$ ,  $\ln \ln \ln N$  is only 2.68, and thus the growth of the exponent as  $N$  increases is very moderate indeed.)—In 1981 a simplified version of this algorithm based on results by H. Cohen and H. W. Lenstra, Jr., [29]–[31], has been published by John Dixon [32]. The resulting algorithm is called the APRCL test after the initials of its inventors. It has been implemented for use on computers and can in practice be used on numbers of up to about 1000 digits. We shall in the next subsection describe Dixon’s proof.—It will hopefully not be too long now before a computationally simple and reasonably fast algorithm is constructed, taking care of general primality proofs.

### The Jacobi Sum Primality Test

In this and the next two subsections we shall describe a simplified version of the generalized pseudoprime test to which we have referred above. We shall closely follow the proof given by Dixon in [32], pp. 347–350. The basic idea of this algorithm is to find and make use of a generalization of Fermat’s theorem to certain well chosen cyclotomic number fields.—Readers not familiar with the theory of group characters might now wish to read pp. 258–260 in Appendix 1 before proceeding.

To prepare for Theorem 4.19 below and its proof we begin by discussing some elementary properties of so-called Gaussian sums.

## THE RECOGNITION OF PRIMES

Let  $N$  be the number whose primality ultimately has to be proved and let  $p$  and  $q$  be primes not dividing  $N$  such that  $p|q-1$ . Furthermore, let  $\zeta_p$  and  $\zeta_q$  be primitive  $p$ th and  $q$ th roots of unity. Let  $g$  be a generator of the cyclic group  $M_q$  consisting of all primitive residue classes mod  $q$  and let  $C$  be the cyclic group generated by  $\zeta_p$ . Since  $p$  is a divisor of  $q-1$  there exists a homomorphism which maps  $M_q$  onto  $C$ . Utilizing the technique demonstrated in the example on p. 260, we associate the function-value  $\zeta_p^j$  with the element  $g^j$  of  $M_q$ , thereby defining a certain group character  $\chi_{pq}$ , or  $\chi$  for short, on  $M_q$ . Finally, define the Gaussian sums  $\tau(\chi)$  and  $\tau(\chi^{-1})$  by

$$\tau(\chi) = \sum_a \chi(a) \zeta_q^a \quad \text{and} \quad \tau(\chi^{-1}) = \sum_a \{\chi(a)\}^{-1} \zeta_q^a, \quad (4.86)$$

respectively, where the summations are extended over all the  $q-1$  primitive residue classes mod  $q$ . Since  $\zeta_q^q = 1$ , the exponent of  $\zeta_q$  in (4.86) runs mod  $q$ , and  $\zeta_q^a$  takes the same value, regardless of the representative chosen of the residue class  $a \bmod q$ .

### Three Lemmas

We shall now proceed by proving three lemmas.

**Lemma 1.** (4.87)  

$$\tau(\chi)\tau(\chi^{-1}) = q\chi(-1).$$

**Proof.** Let the variables  $a$  and  $b$  range over all elements of the group  $M_q$ . Then

$$\tau(\chi)\tau(\chi^{-1}) = \sum_a \chi(a) \zeta_q^a \sum_b \{\chi(b)\}^{-1} \zeta_q^b = \sum_a \sum_b \chi(a) \chi(b^{-1}) \zeta_q^{a+b} =$$

(since  $ab$  ranges over  $M_q$  at the same time as  $a$  does)

$$= \sum_a \sum_b \chi(ab) \chi(b^{-1}) \zeta_q^{ab+b} = \sum_a \sum_b \chi(a) \zeta_q^{b(a+1)} = \sum_a \chi(a) \sum_b \zeta_q^{b(a+1)}. \quad (4.88)$$

Using the fact that  $\zeta_q^q = 1$  we can evaluate the sum  $\sum_b \zeta_q^{b(a+1)} = \zeta_q^{a+1} + \zeta_q^{2(a+1)} + \dots + \zeta_q^{(q-1)(a+1)} = (\zeta_q^{(a+1)} - 1)/(\zeta_q^{a+1} - 1) - 1$ . As long as  $a \not\equiv -1 \bmod q$  this expression takes the value  $-1$ . If  $a \equiv -1 \bmod q$ , on the other hand, each term of the sum is  $= 1$  and the sum is  $= q - 1$ . Plugging this into (4.88), the double sum reduces to

$$\chi(-1)(q-1) + \sum_{a \not\equiv -1} \chi(a)(-1) = q\chi(-1) - \sum_a \chi(a).$$

By Theorem A1.6 the above sum reduces to zero, unless  $\chi$  is the principal character of  $M_q$ , which is obviously not the case. This proves Lemma 1.

**Lemma 2.** If  $N$  is prime, then

$$\tau(\chi)^{N^{p-1}-1} \equiv \chi(N) \bmod N \quad (4.89)$$

### THREE LEMMAS

in the ring  $R_{pq}$  generated by  $\zeta_{pq} = e^{2\pi i/pq}$ .

**Proof.** In the ring  $R_{pq}$  of cyclotomic integers, many arithmetic properties of ordinary integers still hold. Thus, if  $\alpha_i$  are cyclotomic integers and  $N$  is prime, then

$$(\alpha_1 + \alpha_2 + \cdots + \alpha_k)^N \equiv \alpha_1^N + \alpha_2^N + \cdots + \alpha_k^N \pmod{N}. \quad (4.90)$$

This congruence is easily proved by starting from  $(\alpha_1 + \alpha_2)^N$  which is congruent to  $\alpha_1^N + \alpha_2^N \pmod{N}$  according to the binomial theorem (remember that all binomial coefficients  $\binom{N}{k}$ ,  $1 \leq k \leq N-1$ , are divisible by  $N$ , if  $N$  is prime). Having proved (4.90) for *two* integers, the full expression (4.90) is deduced by adding one variable at a time. Repeating the step taken in (4.90)  $m-1$  times we arrive at

$$(\alpha_1 + \alpha_2 + \cdots + \alpha_k)^{N^m} \equiv \alpha_1^{N^m} + \alpha_2^{N^m} + \cdots + \alpha_k^{N^m} \pmod{N}. \quad (4.91)$$

Thus

$$\tau(\chi)^{N^{p-1}} \equiv \sum_a (\chi(a)\zeta_q^a)^{N^{p-1}} \pmod{N}. \quad (4.92)$$

Now  $\chi(a)^{N^{p-1}} = \chi(a)$  since, by Fermat's Theorem,  $p|N^{p-1}-1$  and  $\chi(a)$  is a  $p$ th root of unity. Moreover, there exists an element  $b$  of  $M_q$  such that  $bN^{p-1} \equiv 1 \pmod{q}$  since  $q \nmid N^{p-1}$ . Thus

$$\begin{aligned} \sum_a \chi(a)^{N^{p-1}} \zeta_q^{aN^{p-1}} &= \sum_a \chi(ab) \zeta_q^{abN^{p-1}} = \sum_a \chi(ab) \zeta_q^a = \\ &= \chi(b) \sum_a \chi(a) \zeta_q^a = \chi(b) \tau(\chi) = \chi(N)^{1-p} \tau(\chi), \end{aligned}$$

again because  $\chi(N)$  is a  $p$ th root of unity. We have now arrived at the congruence

$$\tau(\chi)^{N^{p-1}} \equiv \chi(N) \tau(\chi) \pmod{N}, \quad (4.93)$$

and should only have to cancel one factor  $\tau(\chi)$  in order to arrive at Lemma 2. This cancellation, however, might not lead to a valid result in the ring  $R_{pq}$  and has to be avoided by instead performing another operation: multiplication by  $\tau(\chi^{-1})$ . Since  $\text{GCD}(q\chi(-1), N) = \text{GCD}(\pm q, N) = 1$ , there exists an integer  $a$  such that  $aq\chi(-1) \equiv 1 \pmod{N}$ . Now multiply (4.93) by  $a\tau(\chi^{-1})$  and utilize (4.87):

$$a\tau(\chi)^{N^{p-1}} \tau(\chi^{-1}) \equiv a\chi(N) \tau(\chi) \tau(\chi^{-1}) = aq\chi(N) \chi(-1) \equiv \chi(N) \pmod{N}.$$

Making use of (4.87) once more, this time in the left-most part of the expression above, we finally find (4.89).

**Lemma 3.** If for some prime  $r \neq p$  we have

$$\zeta_p^i \equiv \zeta_p^j \pmod{r}, \quad \text{then} \quad \zeta_p^i = \zeta_p^j. \quad (4.94)$$

## THE RECOGNITION OF PRIMES

**Proof.** Let  $\Phi_p(z)$  be the cyclotomic polynomial  $(z^p - 1)/(z - 1) = z^{p-1} + z^{p-2} + \dots + 1$ . The assumption in the lemma is equivalent to  $\zeta_p^{i-j} \equiv 1 \pmod{r}$ , and we have

$$\Phi_p(\zeta_p^{i-j}) \equiv \Phi_p(1) \equiv p \pmod{r}. \quad (4.95)$$

Since  $r \neq p$ ,  $\Phi_p(\zeta_p^{i-j}) \not\equiv 0$  and so  $\zeta_p^{i-j}$  is *not* a primitive  $p$ th root of unity. Hence  $\zeta_p^{i-j} = 1$ , implying  $\zeta_p^i = \zeta_p^j$ , which proves Lemma 3.

By this proof we are finished with the preparatory work for Lenstra's Theorem.

### Lenstra's Theorem

The idea behind the modern, uniform algorithms for primality testing is to obtain information from generalized pseudoprime tests on  $N$ , working in cyclotomic rings. The information obtained is used to construct a sieve which restricts the possible prime divisors of  $N$  so severely that in the end  $N$  is proved to be prime.

The primality test utilizes two finite sets of primes *not dividing*  $N$ , one set  $P$  and one set  $Q$ , consisting of primes  $q$ , all having  $q - 1$  as products of *distinct* primes from  $P$  (i.e. all  $q - 1$ 's are *squarefree*). Put  $z = \prod_{p \in P} p$  and  $w = \prod_{q \in Q} q$ . This construction guarantees that  $q - 1 \mid z$  for each  $q \in Q$ , and so the order of each element in  $M_w$  must divide  $z$ , because of Lagrange's Theorem. Thus  $a^z \equiv 1 \pmod{w}$  for each integer  $a$  with  $\text{GCD}(a, w) = 1$ .

**Theorem 4.19. Lenstra's Primality Test.** Suppose that  $N$  is an odd integer satisfying the following conditions:

1. For all primes  $p$  and  $q$  with  $q \in Q$  and  $p \mid q - 1$  we have a group character  $\chi_{pq} = \chi$ , not the principal character, and  $\tau(\chi)^{N^{p-1}-1} \equiv \chi(N) \pmod{N}$ .
2. For each prime  $p \in P$  and each prime  $r \mid N$ ,  $p^{e_p} \mid r^{p-1} - 1$ , where  $p^{e_p}$  is the largest power of  $p$  dividing  $N^{p-1} - 1$ .

Then each prime factor  $r$  of  $N$  is  $\equiv N^i \pmod{w}$  for some  $0 \leq i \leq z - 1$ .

**Proof.** In the quotient  $(r^{p-1} - 1)/(N^{p-1} - 1)$ , condition 2 above guarantees that we can cancel a common factor  $p^{e_p}$ , simplifying the fraction to  $b_p(r)/a_p \equiv l_p(r) \pmod{p}$ , say, since  $p \nmid a_p$ . Now, Lemma 2 shows that for each pair of primes  $p$  and  $q \in Q$  with  $p \mid q - 1$ ,

$$\chi(r) \equiv \tau(\chi)^{r^{p-1}-1} \pmod{r}.$$

Raising this to the power  $a_p$  we find

$$\chi(r)^{a_p} \equiv \tau(\chi)^{a_p(r^{p-1}-1)} = \tau(\chi)^{b_p(r)(N^{p-1}-1)} \equiv \chi(N)^{b_p(r)} \pmod{N}. \quad (4.96)$$

Here condition 1 in the assumptions of the Theorem has been used. Reducing (4.96)  $\pmod{r}$  we conclude that

$$\chi(r)^{a_p} \equiv \chi(N)^{b_p(r)} \pmod{r},$$

## THE SETS $P$ AND $Q$

and so  $\chi(r)^{a_p} = \chi(N)^{b_p(r)}$  by Lemma 3. Since both sides of this equation are  $p$ th roots of unity and  $p \nmid a_p$  we conclude that

$$\chi(r) = \chi(N)^{b_p(r)/a_p \bmod p} = \chi(N)^{l_p(r) \bmod p}. \quad (4.97)$$

This holds for each prime factor  $r$  of  $N$  and all  $p \in P$  and  $q \in Q$  with  $p|q - 1$ .

Finally, by the Chinese Remainder Theorem we can find a congruence class  $l(r) \bmod z$  such that  $l(r) \equiv -l_p(r) \bmod p$  for each  $p \in P$  (remember that  $z = \prod_{p \in P} p$ ). Then, since  $\chi(N)$  is a  $p$ th root of unity, from (4.97) we find that

$$\chi(rN^{l(r)}) = \chi(r)\chi(N)^{l(r) \bmod p} = \chi(r)\chi(N)^{-l_p(r) \bmod p} = 1. \quad (4.98)$$

This equation tells us that the group element  $rN^{l(r)}$  belongs to the kernel of the mapping from  $M_q$  to the subgroup  $C$ , mentioned above. Moreover, (4.98) holds for each prime  $p \in P$ . Thus we can apply Theorem A2.10 on p. 273 and conclude that  $rN^{l(r)}$  is the neutral element of  $M_q$ , i.e.  $rN^{l(r)} \equiv 1 \bmod q$ . Furthermore, this congruence holds for each prime  $q \in Q$  and hence it holds  $\bmod \prod q_i$ , yielding  $rN^{l(r)} \equiv 1 \bmod w$ . Finally, since  $l(r)$  is a residue class  $\bmod z$ ,  $z - l(r)$  can be chosen between 0 and  $z - 1$ , and hence  $r \equiv N^{z-l(r)} \equiv N^i \bmod w$  for some  $i$  between 0 and  $z - 1$ , which proves the theorem.

The only thing which remains in order to prove the primality of  $N$  is to choose the set  $Q$  so large that  $w > \sqrt{N}$ , checking that  $\text{GCD}(N, zw) = 1$  and that the least positive residue of  $N^i \bmod w$  for  $1 \leq i \leq z - 1$  is never a proper divisor of  $N$ , all this implying that a possible prime factor  $r$  of  $N$  would be  $> \sqrt{N}$  and thus  $N$  prime.

**Exercise 4.1.** Theorem 4.19 gives sufficient conditions for  $N$  to be prime. Show that the conditions are also necessary, i.e. that they are satisfied if  $N$  is prime (for any choice of the sets  $P$  and  $Q$  compatible with the conditions stated in the theorem).

### The Sets $P$ and $Q$

It is in [20] shown that the set  $P = \{2, 3, 5, 7, 11, 13, 17\}$  and a set  $Q$  consisting of 32 primes  $q$  covers the primality testing of all numbers  $N \leq 6.5191 \cdot 10^{166}$ . In order to be able to check the assumptions of Theorem 4.19, a prime  $q$  must be found, for which the character  $\chi_{pq}$  is *not the principal character*. Occasionally it happens that  $\chi_{pq}(N) \neq 1$  fails for some  $q$  in the set  $Q$ . In such a case another squarefree  $q$  with  $p|q - 1$  has to be found. Usually this represents no problem, since asymptotically the fraction  $1 - 1/p$  of all primes  $q \equiv 1 \bmod p$  also satisfy  $\chi_{pq}(N) \neq 1$ . However, since there is at present no *proof* that a small  $q$  with the required properties exists, this little detail places Lenstra's test among the probabilistic tests.—An alternative approach which manages to avoid this problem is given in [30].

## THE RECOGNITION OF PRIMES

### Running Time for the APRCL Test

The version of the test given above is theoretically simple but not practical to implement on computers. Although the asymptotic growth of the running time is the same for a whole class of uniform primality testing algorithms, in practice, their efficiency depends much on the constant hidden in the  $O$ -notation, i.e., on the number of individual tests which have to be made in order to check all the assumptions of Theorem 4.19.—In [30], [31] Cohen and Lenstra have given another version of the test which is more computer practical.

The running time of the deterministic versions of the algorithm, the expression (4.85), can be confirmed heuristically in the following way. Suppose  $P$  consists of the  $t$  first primes. From these primes  $2^t$  numbers of the form  $1 + \prod p_i$  can be built up. By the Prime Number Theorem the average size of the logarithms of these numbers should be  $\frac{1}{2}t \ln t$ , and about  $2^t / (\frac{1}{2}t \ln t)$  of these numbers should be prime. Thus we might expect the size of  $\ln w$  to be

$$\frac{2^t}{\frac{1}{2}t \ln t} \cdot \frac{1}{2}t \ln t = 2^t.$$

Putting  $w = \sqrt{N}$  and solving for  $t$  gives  $t = \ln \ln \sqrt{N} / \ln 2$ . Now, the number of residues  $N^i \bmod w$ , which have to be computed is  $z$ , and the Prime Number Theorem yields

$$\ln z \sim t \ln t \sim \frac{\ln(\frac{1}{2} \ln N)}{\ln 2} \ln \ln \ln N.$$

Thus we expect  $z$  to grow asymptotically as

$$\left(\frac{1}{2} \ln N\right)^{\ln \ln \ln N / \ln 2},$$

which is (4.85) with an exponent at most 3 for  $N$  having less than 1300 digits.

### Elliptic Curve Primality Proving, ECPP

In 1986 A. O. L. Atkin designed and first implemented the basic algorithm for use of elliptic curves in finding primality proofs. See the paper [33] by Atkin and Morain, which also contains a very extensive reference list. The idea involved is to make use of some key properties of the group of points mod  $N$  on an elliptic curve. The reader, unacquainted with the arithmetic theory of points on elliptic curves might now wish to consult Appendix 7, treating this subject. We shall here give only a short description of the main ideas involved in the ECPP algorithm, mainly following [34].

### The Goldwasser–Kilian Test

Before we are going to explain this, first some words on primality proofs. A primality proof for a number  $N$  might fail. It certainly fails if  $N$  is composite, but then we will get to know that  $N$  is composite. But some of the algorithms used are probabilistic in nature, in which case they may also fail in the way that they never will find a proof even if  $N$  is prime. *But a primality proof must never give the wrong answer.* Now, for computations based on a group of points on an elliptic curve,  $E(A, B) \bmod N$ , which we are going to call  $E_N(A, B)$  for short, there is one operation on the points which cannot be carried out computationally. It is when a non-invertible element mod  $N$  is encountered. If  $N$  is prime, only the residue class  $\equiv 0 \bmod N$  is non-invertible, and so an attempt to invert 0 occurs when we try to compute  $m \cdot P$ , where  $m$  has such a value that  $mP$  equals the neutral element, which is written  $(0, 1, 0)$  in homogeneous coordinates. But if  $N$  is *not* a prime, then there are more non-invertible elements mod  $N$  than just 0, namely all  $d$  with  $1 < \text{GCD}(d, N) < N$ . Thus, if  $N$  is not a prime, and we are doing computations on points of  $E_N(A, B)$ , we might hit upon a non-invertible element  $d < N$ . But in such a case we have found a factor  $d$  of  $N$ , and we know that  $N$  is composite.

Before we give a number  $N$  as input to a primality proving algorithm, we should be pretty sure that  $N$  is really prime. Thus in all theoretical reasonings and in all the proofs we presume that the number  $N$ , with which we are dealing, is prime. As a consequence we may further presume that all the computations necessary on points of elliptic curves are also possible to carry out. This is no restriction, because if this is not the case, we have found a factor of  $N$ .

Suppose  $N$  is a prime. Just as we in the proofs of the various primality tests given above would arrive at a contradiction in the case  $N$  is composite, this same idea is involved in the Goldwasser–Kilian Test [35]. The difference is only that this later test depends on the order of the elements of the group  $E_N(A, b)$ , i.e., the group of points mod  $N$  on an elliptic curve, as elaborated in Appendix 7.

**Theorem 4.20. The Goldwasser–Kilian test.** Suppose that  $N > 1$  and that  $\text{GCD}(N, 6) = 1$ . Consider a group of points on an elliptic curve  $E_N = E(A, B) \bmod N$ . If there is a point  $P$  on  $E_N$  with  $m \cdot P = (0, 1, 0)$ , but  $(m/q) \cdot P \neq (0, 1, 0)$ , where  $q > (\sqrt[4]{N} + 1)^2$  is a prime factor of  $m$ , then  $N$  is prime. As usual, all computations are supposed to be possible.

**Proof.** Suppose  $p \leq N$  is a prime divisor of  $N$ . The order of  $P$  in the group  $E_N$  divides  $m$ , but does not divide  $m/q$ . Reducing the group  $E_N \bmod p$ , we find that the order of  $P$  in this reduced group  $E_p(A, B)$  also divides  $m$  but not  $m/q$ , since the computation of  $(m/q) \cdot P$  was possible without hitting upon a non-invertible element mod  $N$ . Thus  $q$ , being prime, must divide the order of  $P$  in the reduced group  $E_p$ . But this order is, according to Hasse’s Theorem A7.4, less



## THE RECOGNITION OF PRIMES

than  $(\sqrt{p} + 1)^2$ , and thus, if  $p \leq \sqrt{N}$  were a prime divisor of  $N$ , we would have

$$q < (\sqrt{p} + 1)^2 \leq (\sqrt[4]{N} + 1)^2,$$

contrary to the hypothesis on  $q$  in the theorem.

To apply this test on  $N$  is not entirely easy. We first have to find a suitable elliptic curve  $E(A, B)$  with a point  $P$  on it. Then we compute as  $m$  the order of the group  $E_N(A, B)$ , and hope that  $m$  has some prime factor  $q > (\sqrt[4]{N} + 1)^2$ . If this is not the case, we have to try another elliptic curve, until one is found that is suitable. How do we compute the order  $m$ ? We shall not explain this here; it is done by what is called Schoof's algorithm [36], and can be performed in time  $O(\ln^8 N)$ . Once  $m$  and  $q$  have been found, try a random point  $P$  and check if the conditions demanded in the test are fulfilled. If not, try another point  $P$ , until you succeed.

Now, because  $N$  is supposed large,  $q > \sqrt{N}$  is also fairly large. Thus it would be impractical at this stage to really *prove*  $q$  a prime. Rather make sure  $q$  passes a number of strong primality tests, and proceed *as if*  $q$  were also prime. This means we can try to prove  $q$  prime by applying the Goldwasser–Kilian test once more, this time on  $q$ . Now we will hit upon another probable prime  $q_1 > (\sqrt[4]{q} + 1)^2$ . By applying the test recursively, we finally arrive at a number  $q_s$ , which can be proved prime by other means, such as trial division up to  $\sqrt{q_s}$ , or by performing strong pseudoprime tests for all prime bases up to 17, as described on p. 92. This will cover all primes  $q_s$  up to  $3.4 \cdot 10^{14}$ . Since

$$q \leq \frac{m}{2} < \frac{(\sqrt{N} + 1)^2}{2} \approx \frac{N}{2},$$

the number of steps in this recursion is at most  $\approx \log_2 N - 48$ , in order to come down to  $q_s \leq 3.4 \cdot 10^{14}$ .

The series of suitable elliptic curves, and suitable  $P$ 's,  $m$ 's, and  $q$ 's, which are used in this process can be saved as a *certificate* of the primality of  $N$ . With this certificate at hand, it now requires much less computing to prove  $N$  prime, since all the random trials to find objects, satisfying the conditions of the successive Goldwasser–Kilian tests, are gone and replaced by fixed entities, known in advance.

### Atkin's Test

The Goldwasser–Kilian test was introduced to prove that it is theoretically possible to find a primality testing procedure working in polynomial time. Its most time consuming and unpredictable part is Schoof's algorithm, being  $O(\ln^8 N)$ . The expected running time of the whole algorithm is  $O(\ln^{12} N)$ , which is polynomial time. The procedure described is, however, not a practical one to implement and run.

## BIBLIOGRAPHY

Starting again with the Goldwasser–Kilian test, and replacing Schoof’s algorithm by another way to compute the order of the group  $E_N(A, B)$ , O. Atkin has succeeded in finding a better algorithm, which has been implemented by him and F. Morain for use on computers. Besides what has just been mentioned, these authors have made several other major improvements, and the interested reader is referred to their paper [33], or to [34], which gives a short account on their work.

With Atkin–Morain’s implementation it is at present possible, in a couple of weeks on a workstation, to prove the primality of numbers with more than 1000 digits.

### Bibliography

1. D. H. Lehmer, “On the Converse of Fermat’s Theorem,” *Am. Math. Monthly* **43** (1936) pp. 347–354.
2. D. H. Lehmer, “On the Converse of Fermat’s Theorem II,” *Am. Math. Monthly* **56** (1949) pp. 300–309.
3. Carl Pomerance, John L. Selfridge and Samuel S. Wagstaff, Jr., “The Pseudoprimes to  $25 \cdot 10^9$ ,” *Math. Comp.* **35** (1980) pp. 1003–1026.
4. Su Hee Kim and Carl Pomerance, “The Probability That a Random Probable Prime is Composite,” *Math. Comp.* **53** (1989) pp. 721–741.
5. Oystein Ore, *Number Theory and Its History*, McGraw-Hill, New York, 1948, pp. 331–339.
6. Gerhard Jaeschke, “The Carmichael Numbers to  $10^{12}$ ,” *Math. Comp.* **55** (1990) pp. 383–389.
7. R. G. E. Pinch, “The Carmichael Numbers up to  $10^{15}$ ,” *Math. Comp.* **61** (1993) pp. 381–391.
- 7'. R. G. E. Pinch, “The Carmichael Numbers up to  $10^{16}$ ,” preprint (1993).
8. Gerhard Jaeschke, “On Strong Pseudoprimes to Several Bases,” *Math. Comp.* **61** (1993) pp. 915–926.
9. Gary Miller, “Riemann’s Hypothesis and Tests for Primality,” *Journ. of Comp. and Syst. Sc.* **13** (1976) pp. 300–317.
10. Carl Pomerance, “On the Distribution of Pseudoprimes,” *Math. Comp.* **37** (1981) pp. 587–593.
11. W. R. Alford, A. Granville, and C. Pomerance, “There are Infinitely Many Carmichael Numbers,” *Ann. Math.* (to appear).
12. R. G. E. Pinch, “Some Primality Testing Algorithms,” *Notices Am. Math. Soc.* **40** (1993) pp. 1203–1210.
13. John Brillhart, D. H. Lehmer and John Selfridge, “New Primality Criteria and Factorizations of  $2^m \pm 1$ ,” *Math. Comp.* **29** (1975) pp. 620–647.

14. Hiromi Suyama, "The Cofactor of  $F_{15}$  is Composite," *Abstracts Am. Math. Soc.* **5** (1984) pp. 271–272.
15. Anders Björn and Hans Riesel, "Factors of Generalized Fermat Numbers," *AMS Proc. Symp. Appl. Math.* (to appear).
16. Daniel Shanks, "Corrigendum," *Math. Comp.* **39** (1982) p. 759.
17. Carl Pomerance, "Very Short Primality Proofs," *Math. Comp.* **48** (1987) pp. 315–322.
18. H. C. Williams and J. S. Judd, "Some Algorithms for Prime Testing Using Generalized Lehmer Functions," *Math. Comp.* **30** (1976) pp. 867–886.
19. Hans Riesel, "Lucasian Criteria for the Primality of  $N = h \cdot 2^n - 1$ ," *Math. Comp.* **23** (1969) pp. 869–875.
20. Wieb Bosma, "Explicit Primality Criteria for  $h \cdot 2^k \pm 1$ ," *Math. Comp.* **61** (1993) pp. 97–109.
21. H. C. Williams, "Effective Primality Tests for Some Integers of the Forms  $A5^n - 1$  and  $A7^n - 1$ ," *Math. Comp.* **48** (1987) pp. 385–403.
22. K. Inkeri and J. Sirkesalo, "Factorization of Certain Numbers of the Form  $h \cdot 2^n + k$ ," *Ann. Univ. Turkuensis, Series A No.* **38** (1959).
23. K. Inkeri, "Tests for Primality," *Ann. Acad. Sc. Fenn., Series A No.* **279** (1960).
24. William Adams and Daniel Shanks, "Strong Primality Tests That Are Not Sufficient," *Math. Comp.* **39** (1982) pp. 255–300.
25. Leonard Adleman and Frank T. Leighton, "An  $O(n^{1/10.89})$  Primality Testing Algorithm," *Math. Comp.* **36** (1981) pp. 261–266.
26. Carl Pomerance, "Recent Developments in Primality Testing," *The Mathematical Intelligencer* **3** (1981) pp. 97–105.
27. Carl Pomerance, "The Search for Prime Numbers," *Sc. Amer.* **247** (Dec. 1982) pp. 122–130.
28. Leonard M. Adleman, Carl Pomerance and Robert S. Rumely, "On Distinguishing Prime Numbers from Composite Numbers," *Ann. of Math.* **117** (1983) pp. 173–206.
29. H. W. Lenstra, Jr., "Primality Testing Algorithms," *Séminaire Bourbaki* **33** (1980–81) No. 576, pp. 243–257.
30. H. Cohen and H. W. Lenstra, Jr., "Primality Testing and Jacobi Sums," *Math. Comp.* **42** (1984) pp. 297–330.
31. H. Cohen and A.K. Lenstra, "Implementation of a New Primality Test," *Math. Comp.* **48** (1987) pp. 103–121.
32. John D. Dixon, "Factorization and Primality Tests," *Am. Math. Monthly* **91** (1984) pp. 333–352. Contains a large bibliography.
33. A. O. L. Atkin and F. Morain, "Elliptic Curves and Primality Proving," *Math. Comp.* **61** (1993) pp. 29–68.
34. Henri Cohen, *A Course in Computational Algebraic Number Theory*, Springer-Verlag, New York, 1993.
35. S. Goldwasser and S. Kilian, "Almost All Primes Can be Quickly Certified," *Proc. 18th Annual ACM Symp. on Theory of Computing* (1986) pp. 316–329.
36. R. Schoof, "Elliptic Curves over Finite Fields and the Computation of Square Roots mod  $p$ ," *Math. Comp.* **44** (1985) pp. 483–494.

## CHAPTER 5

# CLASSICAL METHODS OF FACTORIZATION

### Introduction

The art of factoring large integers was not very advanced before the days of the modern computer. Even if there existed some rather advanced algorithms for factorization, invented by some of the most outstanding mathematicians of all times, the amount of computational labor involved discouraged most people from applying those methods to sizable problems. So the field essentially belonged to a few enthusiasts, who however achieved quite impressive results, taking into account the modest means for calculations which they possessed. Famous among these results is F. N. Cole's factorization in 1903 of  $2^{67} - 1 = 193707721 \cdot 761838257287$ .

In this chapter a survey of these “classical” methods of factorization will be given. They are still important, since many of the basic ideas are used also in connection with the more recent methods.

### When Do We Attempt Factorization?

In Chapter 4 we saw that the identification of prime numbers is generally quite a fast operation. Since factorization methods so far invented are not that fast, we should attempt factorization only of numbers *which we know in advance to be composite*. Otherwise, we will certainly, sooner or later, hit upon the “worst possible case” for the method we are using, and perhaps finally end up with a very laborious proof of the primality of the number being investigated. There are, however, occasional exceptions to this rule, but it is always advisable to first verify that the numbers involved are composite.

### Trial Division

Trial division consists of making trial divisions of the number  $N$  by the small primes. *Either* you store a table of primes up to some limit in your computer, after which you may have a fast running program at the expense of using a good deal of storage space, *or alternatively* you generate the small primes, which leads to a program running a little slower, but demanding less storage capacity. In the latter

## CLASSICAL METHODS OF FACTORIZATION

case, it is actually advantageous *not to use only the primes* as trial divisors, as it is quite time-consuming to run a sieve program in order to generate the primes. Instead, it is better to use the integers 2 and 3 and then *all* positive integers of the form  $6k \pm 1$  as trial divisors. This covers all the primes and includes making divisions by some composite numbers, namely 25, 35, 49, . . . , but the loop in the program will run very fast, so that we can afford some waste in performing these unnecessary divisions! (At the expense of some extra programming, however, the number of unnecessary divisions can be reduced and the efficiency of the computer program increased.) If you search for small divisors up to the search limit  $G$ , then you will carry out roughly  $G/3$  trial divisions with the procedure indicated rather than the  $\pi(G) \approx G/\ln G$  divisions required if dividing by the primes only. With  $G = 10^6$ , the proportion of “useful” divisions will be only  $3/\ln 10^6 \approx 22\%$ , which looks a little discouraging! Whether this pays off or not depends on your ability to write a computer program for division by the primes only, which is *less than about*  $1/0.22 = 4.6$  *times slower per single loop* to execute! Remember, even if you store a prime table up to  $G = 10^6$ , you probably will have to write it in compact form as shown in Chapter 1, in which case a time-consuming table look-up function might be involved. The methods mentioned on p. 7, however, are generally fast on most computers if programmed in assembly code, and need little storage space. Thus  $(p_{i+1} - p_i)/2$  can be stored in one 6-bit byte for the primes below 1.35 million and in one 8-bit byte for the primes below  $3 \cdot 10^{11}$ . Moreover, in judging the speed by which a computer program runs, there are actually *two* figures to consider. One is the *maximal running time for the worst possible case*; for example, if we find no factor  $\leq G$  in the case just discussed. The other important figure is the *mean running time* which determines the total running cost if the program is run on lots of numbers. Since small prime factors are quite common, it seldom occurs that no factor  $\leq 10^6$ , say, is found, so that the program will probably in most cases terminate long before the search limit  $G$  is reached.

Proportion $\alpha$ of odd numbers having no factor $\leq G$					
$G$	$\alpha$	$G$	$\alpha$	$G$	$\alpha$
$10^2$	0.2406	$10^5$	0.0975	$10^8$	0.0610
$10^3$	0.1619	$10^6$	0.0813	$10^9$	0.0542
$10^4$	0.1218	$10^7$	0.0697	$10^{10}$	0.0488

To demonstrate the consequences of this fact, we show above in a small table, the proportion of *odd* numbers which “survive” trial divisions by all primes below  $10^n$  for  $n$  up to 10. This proportion, if the search limit  $10^n$  is again called  $G$ , will be

$$\prod_{p \geq 3}^G \left(1 - \frac{1}{p}\right) \approx \frac{2e^{-\gamma}}{\ln G} = \frac{0.4877}{\log_{10} G}, \quad (5.1)$$

## A COMPUTER IMPLEMENTATION OF TRIAL DIVISION

according to Mertens' Theorem (see p. 66). Hence if there is no special reason to act otherwise, trial division by 2, 3 and all integers  $6k \pm 1$  is sufficiently efficient to be preferred, because of its simplicity, to other ways of implementing the trial division method.

### A Computer Implementation of Trial Division

Although quite simple, we think it worth while discussing in some detail how to implement trial division. One question is: how can we generate all integers of the form  $6k \pm 1$ ? The answer is by starting at 5 and then alternately adding 2 and 4:  $5 + 2 = 7$ ,  $7 + 4 = 11$ ,  $11 + 2 = 13$ ,  $13 + 4 = 17$ , ... These alternate additions of 2 and 4 can be carried out as follows: Define a variable  $d$ , let  $d := 2$  initially and then perform  $d := 6 - d$  in the loop! This will cause  $d$  to take the values 2 and 4 alternately, which is exactly what needs to be added to proceed from one trial divisor to the next. Another way to achieve the divisions by  $6k \pm 1$  is to perform *two* divisions in the same loop, one by  $p$  and another by  $p + 2$ , and then augment  $p$  by 6 within the loop. With this approach the administrative operations involved will be less burdensome and the program faster. We have chosen the second alternative in the procedure `divide` below.—In order to terminate the computation correctly, you must verify whether the trial divisor  $p$  has reached the search limit  $G$  or  $\sqrt{N}$ , whichever is the smaller. If  $p > \sqrt{N}$ , then  $p$  is also  $> N/p$ , so this latter test can be performed without calculating any square-root. However, the calculation of a square-root at the beginning of the computation and each time a factor has been removed will not influence the computing time very much, since most of the time is expended in performing trial divisions without finding any factors. Moreover, it is essential to reduce  $N$  immediately by any factor discovered because this will speed the termination, since in each case the limit will be lowered to  $\min(G, \sqrt{N/p})$ . Also, do not forget to test repeatedly, as divisors of  $N$ , all the prime factors found, continuing until they are no longer divisors of what remains of  $N$ . Otherwise, multiple prime factors of  $N$  will be overlooked!

Now, finally, below is a PASCAL procedure `divide` which stores the factors  $\leq G$  of  $N$  in the integer array `Factor`, and the number of factors found in `Factor[0]`. If  $N$  is not completely factored by the procedure, then the last cofactor (of unknown character; it may be prime or composite) is returned in `m` for further processing by other factorization procedures. Further, in order to make the logical structure of the computation easily recognizable, a subprogram `reduce` is introduced. This subprogram is used in the search for factors 2 and 3 and in the pursuit of multiple prime factors. In addition to this, it is used for dividing  $N$  by any prime found by the main procedure.—The procedure `divide` is shown here in the context of a small test program by which an integer  $N$  can be input and factored.

```
PROGRAM TrialDivision {Factors an integer N}  
(Input,Output);
```

# CLASSICAL METHODS OF FACTORIZATION

```

LABEL 1;
CONST k=22;
TYPE vector=ARRAY[0..k] OF INTEGER;
VAR Factor : vector; N,G,i,m : INTEGER;

PROCEDURE divide(N,G : INTEGER; VAR Factor : vector;
                VAR m : INTEGER);
{Places all prime factors <G in the integer array Factor.
The number of factors found is placed in Factor[0]. The
remaining cofactor is returned in m, unless the divisions
show this cofactor to be prime, in which case it is
included among the factors in the array Factor and the
value of m returned is 1}

VAR p,plimit : INTEGER;

PROCEDURE reduce(r : INTEGER);
{Divides m by r, if possible}
BEGIN IF r>1 THEN WHILE m MOD r = 0 DO
    BEGIN m:=m DIV r; Factor[0]:=Factor[0]+1;
          Factor[Factor[0]]:=r
    END;
    plimit:=isqrt(m);
    IF plimit>G THEN plimit:=G
END {reduce};

BEGIN m:=N; Factor[0]:=0;
    reduce(2); reduce(3); p:=5;
    WHILE p<=plimit DO
        BEGIN IF m MOD p = 0 THEN reduce(p);
              IF m MOD(p+2)=0 THEN reduce(p+2);
              p:=p+6
        END;
        IF p>isqrt(m) THEN reduce(m)
    END {divide};

BEGIN
1: write('Input an integer N>0 for factorization: ');
   read(N);
   IF N>0 THEN
       BEGIN
           write('Input the search limit G: '); read(G);
           divide(N,G,Factor,m);

```

## EUCLID'S ALGORITHM AS AN AID TO FACTORIZATION

```

FOR i:=1 TO Factor[0] DO write(Factor[i]:8);
writeln; IF m=1 THEN writeln('Factorization complete')
        ELSE
        writeln('Factorization incomplete. Cofactor=',m:8);
        GOTO 1
END
END.

```

Note that in order to compute the correct search limit  $G$  or  $\lfloor \sqrt{N/p_i} \rfloor$ , we have assumed the availability of a function `isqrt` for calculating the integral part of the square-root of an integer. This function is not shown here. However, for test purposes, provided that  $N$  is chosen *less than the smallest integer that cannot be stored as a REAL variable without rounding off*, the construction

```
isqrt:=trunc(sqrt(m)+0.5);
```

will do. If  $N$  is larger, but still a single-precision integer, then it is advisable to verify that the above construction has not returned a value  $z$  one unit too low, which could occasionally happen. This verification and correction is achieved by writing

```
IF sqr(z+1)<=m THEN z:=z+1;
```

**Exercise 5.1. Trial division.** Explore the practical upper limit of  $N$  for the PROGRAM `TrialDivision` above when used on your computer. (It is for primes  $N$  that the longest running times occur.) Plot the maximal running time vs. the size of  $N$  in a logarithmic diagram. Decide on a value of  $G$  in order to obtain reasonable running times even in the case when  $N$  happens to be a product of two nearly equal prime factors.

### Euclid's Algorithm as an Aid to Factorization

Euclid's algorithm can be (and has been!) used to search for factors. The method is as follows: In order to search for prime factors of  $N$  between  $g$  and  $G$ , multiply together all primes between the two limits. Then, apply Euclid's algorithm (which is fast) on the product formed and  $N$ . Any prime factor of  $N$  within the given search limits will then show up. In the days before the invention of computers, it was advantageous to use pre-computed values of

$$P_0 = \prod_2^{97} p = 23055\ 67963945\ 51842475\ 31021473\ 31756070$$

$$P_1 = \prod_{101}^{199} p = 338308\ 05092969\ 17481189\ 79876079\ 64806707\ 71162183$$



## CLASSICAL METHODS OF FACTORIZATION

$$\begin{aligned}
 P_2 &= \prod_{211}^{293} p = && 2620256 \ 64754470 \ 33438281 \ 30718839 \ 84477441 \\
 P_3 &= \prod_{307}^{397} p = && 4 \ 97665233 \ 93936228 \ 75013859 \ 80827529 \ 80119549 \\
 P_4 &= \prod_{401}^{499} p = && 122745 \ 35402370 \ 14997887 \ 61565110 \ 91819579 \ 03188941 \\
 P_5 &= \prod_{503}^{599} p = && 2530563 \ 06993037 \ 84009224 \ 45621969 \ 81381959 \\
 P_6 &= \prod_{601}^{691} p = && 87903 \ 18928189 \ 78804933 \ 06530627 \ 46911120 \ 09314693 \\
 P_7 &= \prod_{701}^{797} p = && 1 \ 68664678 \ 15653776 \ 12724390 \ 71676293 \ 19108817 \\
 P_8 &= \prod_{809}^{887} p = && 8362 \ 34357346 \ 06723958 \ 85255200 \ 21529016 \ 29917681 \\
 P_9 &= \prod_{907}^{997} p = && 50 \ 01399907 \ 16305530 \ 69693302 \ 73892941 \ 39003181
 \end{aligned}$$

to find all prime factors of  $N$  below 1000.

With the aid of a desk-calculator Euclid's algorithm was performed on  $N$  and all the  $P_i$ 's, one at a time. As long as  $N$  did not exceed the register capacity of the calculator used this was quite simple to carry out; only the initial division in Euclid's algorithm (the long number divided by  $N$ ) required some care, but was not too difficult to perform in a step-wise fashion.

Even nowadays this method is occasionally applied on a computer, particularly when  $N$  is too large to be easily divided by a small prime using the computer's built-in arithmetic. Instead of carrying out the search for factors by performing numerous slow divisions with each of the small primes using a multiple-precision arithmetic package, it is faster to divide only one huge number  $P_i$  by  $N$  using the package, and then employ Euclid's algorithm on the remainder and  $N$ , i.e., on two numbers of magnitude  $N$ .

Another application of Euclid's algorithm is when only small divisors are sought, as in the continued fraction method, described on pp. 193–202 below. In order to save computing time, rather than store the small primes of the factor base and dividing by each of these, we store products of such primes, where each product is smaller than a single or a double word, depending on the kind of machine arithmetic available to us. Then  $N$  is divided by each of these products and, finally, Euclid's algorithm performed on the remainder found by the division and

## FERMAT'S FACTORING METHOD

the corresponding product of small primes, an operation which can be efficiently programmed in assembly language.

### Fermat's Factoring Method

With the exception of trial division Fermat's factoring method is the oldest systematic method of factoring integers. Although, in general, the method is not very efficient, it is of theoretical as well as of some practical interest. We therefore find it instructive to discuss the method in some detail and to study the ideas behind it.

Fermat's idea was to try to write an odd composite number  $N = a \cdot b$  as a difference between two square numbers. If we succeed in writing  $N$  as  $x^2 - y^2 = (x - y)(x + y)$ , we immediately deduce a factorization of  $N$ . How can such a representation of  $N$  be found? Well, obviously  $x$  must be  $> \sqrt{N}$ , so let us start by computing  $m = \lfloor \sqrt{N} \rfloor + 1$ , which is the smallest possible value of  $x$  (unless, of course,  $N$  happens to be a square number  $x^2$ , in which case we have the representation  $N = x^2 - 0^2$ ). Now, we have to consider  $z = m^2 - N$  and check whether this number is a square. If it is, then we have found  $N = x^2 - y^2$ , and are finished. Otherwise, we try the next possible  $x$ , i.e.  $m + 1$ , and compute  $(m + 1)^2 - N = m^2 + 2m + 1 - N = z + 2m + 1$ , test whether *this* is a square, and so on. The procedure to follow is most easily understood by looking at an

**Example.**  $N = 13199$ .  $\sqrt{N} = 114.88 \dots$ , so that  $N$  is not a square. Thus we proceed:

$$m = 115, \quad z = 115^2 - 13199 = 26,$$

which is not a square. After this start, the calculation runs as follows:

$m$	$2m + 1$	$z$
115	231	26
116	233	257
117	235	490
118	237	725
119	239	962
120	241	1201
121	243	1442
122	245	1685
123	247	1930

$m$	$2m + 1$	$z$
124	249	2177
125	251	2426
126	253	2677
127	255	2930
128	257	3185
129	259	3442
130	261	3701
131	263	3962
132	265	4225

The numbers  $z$  in the third column are calculated by adding the numbers  $2m + 1$  and the numbers  $z$  in the preceding line:  $257 = 231 + 26$ ,  $490 = 233 + 257$ , and so on.—In the last line we have arrived at a square,  $z = 4225 = 65^2$ , and from this we immediately find the following factorization of  $N$ :  $N = 132^2 - 65^2 =$

## CLASSICAL METHODS OF FACTORIZATION

$$(132 - 65)(132 + 65) = 67 \cdot 197.$$

We are now going to answer the following question: Using Fermat's algorithm, how much work is required before  $N$  is factored? If  $N = ab$ , with  $a < b$ , is a product of only *two* primes (the hard case), then the factorization will be achieved when  $m$  reaches  $x = (a + b)/2$ . Since the starting value of  $m$  is  $\approx \sqrt{N}$ , and  $b = N/a$ , this will take

$$\approx \frac{1}{2} \left( a + \frac{N}{a} \right) - \sqrt{N} = \frac{(\sqrt{N} - a)^2}{2a} \quad (5.2)$$

lines in the table above. From this expression it can be seen directly that if  $N$  is the product of two almost equal factors, then the amount of work needed to find a factorization is small, because in this case the factor  $a$  is just below  $\sqrt{N}$ . As an example we mention the 19-digit number  $N = (10^{22} + 1)/(89 \cdot 101)$ , which happens to have two almost equal prime factors. (It takes only 1803 cycles with Fermat's method to arrive at the factorization. The reader may confirm this!)—Suppose that  $a = k\sqrt{N}$ ,  $0 < k < 1$  in (5.2). Then the number of cycles necessary to obtain the factorization is

$$\frac{(1 - k)^2}{2k} \sqrt{N}.$$

This has the order of magnitude  $O(\sqrt{N})$ , and the reader might be inclined to believe that the labour involved in using Fermat's method is also of that order of magnitude. Note, however, that the constant latent in the  $O$ -notation may be very large! For instance if  $k = 0.001$ , then  $(1 - k)^2/(2k) \approx 499$ , and thus it is really only when the two factors are very close to  $\sqrt{N}$  that Fermat's method is of practical use. Let us consider just one more case, a sort of "ordinary case", where the two factors are  $a \approx N^{\frac{1}{3}}$  and  $b \approx N^{\frac{2}{3}}$ . In this situation the number of cycles necessary will be

$$\frac{(\sqrt{N} - \sqrt[3]{N})^2}{2\sqrt[3]{N}} = \frac{(\sqrt[3]{N})^2(\sqrt[6]{N} - 1)^2}{2\sqrt[3]{N}} \approx \frac{1}{2} N^{\frac{2}{3}},$$

an order of magnitude considerably higher than  $O(N^{\frac{1}{2}})$ , and therefore totally impractical!

This analysis of Fermat's method is very discouraging indeed, but in spite of this, the method has been used with some success. This is due to the simplicity of the algorithm, which can be modified by using suitable shortcuts. One of these shortcuts is the following. As the reader may have observed, the end-figures of squares cannot form any number, but only certain two-digit numbers namely the following 22 combinations:

00, 01, 04, 09, 16, 21, 24, 25, 29, 36, 41,  
44, 49, 56, 61, 64, 69, 76, 81, 84, 89, 96.

## LEGENDRE'S CONGRUENCE

These may be written as 00,  $e1$ ,  $e4$ , 25,  $o6$ ,  $e9$ , where  $e$  is an even digit and  $o$  an odd digit. Using this fact greatly simplifies the search for squares in the column for  $z$  above. Only when a number with a possible square ending occurs need we check whether a square has appeared. This simple trick can also be used in a binary computer, since the square of any number is  $\equiv 0, 1, 4, \text{ or } 9 \pmod{16}$ , conditions that can be very easily tested in a binary computer. Looking closer, it turns out that the values of  $x$  must also belong to certain arithmetic series in order for the end-figures to be possible square-endings. Calculating square-endings for other moduli, such as 25, 27 etc., a sieve on  $x$  can be constructed, thereby leading, if we wish, to a reduction by a large numerical factor in the number of  $x$ -values to be tried. However, this gain in speed will be at the expense of increased complexity in the programming.—In [1'] a use of the modules  $m = 11, 63, 64$ , and 65 is proposed, by precomputing and storing a (small) file of ZEROS and ONES for each residue class mod  $m$ , the ONES corresponding to the square residues. By computing  $N \pmod{m}$  and checking if this is a non-square mod  $m$ , most non-squares are quickly excluded. The proportion of numbers “surviving” this sieve, i.e. the proportion of possible squares is only  $6/715$ . In such a case  $\lfloor \sqrt{N} \rfloor$  is extracted, and its square compared with  $N$ .

Many attempts have been made to remedy the main difficulty of Fermat's method, which is that the number of steps required in the “worst possible case” is unreasonably large. One way, if  $N = pq$ , with  $p < q$ , would be to multiply  $N$  by a factor  $f$ , such that  $N \cdot f$  admits a composition into two very close factors. If we choose  $f \approx q/p$ , then  $N \cdot f$  will have two factors  $p \cdot f \approx q$  and  $q$ , which are close. However, how can we find  $f$  when we do not know the size of  $q/p$ ? We could *either* successively try all factors  $f = 1, 2, 3, \dots$  up to  $N^{1/3}$ , say, which means that we run one or more steps at a time in the algorithm above, applied to the number  $N \cdot f$ , for each value of  $f$ , *or* we could multiply  $N$  by a suitably chosen large factor  $f$  containing many factors of different sizes and, in this way, apply Fermat's method to a number  $N \cdot f$  which certainly does have two close factors. Suitable choices of  $f$  could be factorial numbers  $1 \cdot 2 \cdot 3 \cdots k$  of appropriate size or, better still, so-called highly composite numbers. *Finally*, a combination of these two ideas might be used, i.e. to test successively, as candidates for the factor  $f$ , all multiples of a set of factors, each having many divisors. An analysis of how this can be done in a most efficient manner has been carried out by R. Sherman Lehman and is reported in [1]. The report contains also a computer program. The order of Lehman's factoring method is  $O(N^{1/3})$ , if  $N$  has no factors below  $N^{1/3}$  so if combined with trial division up to  $N^{1/3}$ , Lehman's method is  $O(N^{1/3})$  in all cases.

### Legendre's Congruence

The methods described in Chapter 4 for recognizing primes use some characteristic which distinguishes composites from primes. Can such characteristics be also used

## CLASSICAL METHODS OF FACTORIZATION

to factor numbers? To some extent, yes! One of the simplest examples of this is Legendre's factoring method which we shall describe in some detail a little later. The method utilizes the following distinction between primes and composites: For every  $N$ , prime or composite, the congruence

$$x^2 \equiv y^2 \pmod{N} \quad (5.3)$$

has the solutions  $x \equiv \pm y \pmod{N}$ , which we shall call the *trivial* solutions. For a *composite*  $N$ , however, the congruence also has *other solutions*, which can be used to factor  $N$ . To understand this, let us start with the congruence

$$u^2 \equiv y^2 \pmod{p}, \quad p \text{ an odd prime.}$$

If we consider  $y$  as a fixed integer  $\not\equiv 0 \pmod{p}$ , then there are precisely two solutions  $u \equiv \pm y \pmod{p}$  to this congruence. This is because Theorem A1.5 on p. 253 indicates that there are *at most* two solutions of a quadratic congruence in a ring without zero divisors and, since we can observe two solutions here, these must be the only ones. We have only to check that  $u$  and  $-u$  belong to different residue classes mod  $p$ , but  $u \equiv -u \pmod{p}$  would lead to  $2u \equiv 0 \pmod{p}$ , which would imply  $u \equiv 0 \pmod{p}$ , if  $\text{GCD}(p, 2) = 1$ . Thus if  $u \not\equiv 0 \pmod{p}$  then everything will be right. That is why we have to exclude the case  $y^2 \equiv 0 \pmod{p}$ , leading to  $u \equiv 0$ , and, because of  $\text{GCD}(p, 2) = 1$ , also the case  $p = 2$ .

Now, since  $u^2 \equiv y^2 \pmod{p}$  has two solutions  $u \equiv \pm y \pmod{p}$ , so has  $v^2 \equiv y^2 \pmod{q}$ , namely  $v \equiv \pm y \pmod{q}$ , if  $q$  is an odd prime  $\neq p$ . Thus the congruence  $x^2 \equiv y^2 \pmod{pq}$  has *four* solutions, which we may find by combining in four ways the two solutions mod  $p$  and the two solutions mod  $q$ :

$$\begin{array}{ll} \begin{cases} u \equiv y \pmod{p} \\ v \equiv y \pmod{q} \end{cases} & \text{giving } x \equiv y \pmod{pq}, \\ \begin{cases} u \equiv -y \pmod{p} \\ v \equiv -y \pmod{q} \end{cases} & \text{giving } x \equiv -y \pmod{pq}, \\ \begin{cases} u \equiv y \pmod{p} \\ v \equiv -y \pmod{q} \end{cases} & \text{giving } x \equiv z \pmod{pq}, \text{ say,} \\ \text{and } \begin{cases} u \equiv -y \pmod{p} \\ v \equiv y \pmod{q} \end{cases} & \text{giving } x \equiv -z \pmod{pq}. \end{array}$$

Thus, we see that if  $N = pq$ , the congruence  $x^2 \equiv y^2 \pmod{N}$  has one more pair of solutions  $x \equiv \pm z \pmod{N}$  than the trivial pair  $x \equiv \pm y \pmod{N}$ . This fact can now be used to find the factorization of  $N = pq$ . First, we need to find a non-trivial solution to  $x^2 \equiv y^2 \pmod{N}$ . Since  $x^2 - y^2 = (x + y)(x - y) \equiv 0 \pmod{pq}$ , and  $x + y$  or  $x - y$  is not divisible by *both*  $p$  and  $q$  (remember, the combinations where

## EULER'S FACTORING METHOD

one of  $x + y$  or  $x - y$  is divisible by both  $p$  and  $q$  lead to the trivial solutions!), then one of  $x + y$  and  $x - y$  must be divisible by  $p$  and the other by  $q$ . The factor  $p$  (or  $q$ ) can be extracted by using Euclid's algorithm on  $x + y$  and  $N$ .

If  $N$  has more than two prime factors, the method still works in a similar way since the above reasoning can be applied to one of the prime factors  $p$  and the corresponding cofactor  $q = N/p$ , which in this case will be composite.

To summarize the use of Legendre's congruence for factorization: Find a non-trivial solution to the congruence  $x^2 \equiv y^2 \pmod{N}$ . Compute a factor of  $N$  as the  $\text{GCD}(x - y, N)$  by means of Euclid's algorithm.

Several very important factorization methods, old as well as modern, make use of Legendre's congruence. They differ only in the way in which a solution to  $x^2 \equiv y^2 \pmod{N}$  is found. As examples, we can mention the method of Fermat already discussed (a solution to  $x^2 - y^2 \equiv 0 \pmod{N}$  is obtained if we have a representation of  $k \cdot N$  as  $x^2 - y^2$ ), Shanks' method SQUFOF, Morrison–Brillhart's continued fraction method and the number field sieve. Although these methods use very different factorization algorithms, fundamentally they are all based on Legendre's idea. Also Euler's method, discussed in the next sub-section, will be shown to rely upon Legendre's idea.

### Euler's Factoring Method

This method is special because it is applicable only to integers which can be written in the form  $N = a^2 + Db^2$  in *two different ways* (for the same value of  $D$ ). It depends on a famous identity given by Lagrange:

$$(x^2 + Dy^2)(u^2 + Dv^2) = \begin{cases} (xu + Dyv)^2 + D(yu - xv)^2 \\ (xu - Dyv)^2 + D(yu + xv)^2. \end{cases} \quad (5.4)$$

This identity shows that a product of two integers, both of the form  $a^2 + Db^2$ , is itself an integer of the same form, and that this product *has two different representations* as  $r^2 + Ds^2$ . Euler proved the converse: If  $N$  has two different representations as  $r^2 + Ds^2$ ,  $N = a^2 + Db^2$  and  $N = c^2 + Dd^2$ , with  $\text{GCD}(bd, N) = 1$ , then  $N$  can be written as a product of two numbers of this same form. The factors of  $N$  can be found in the following manner. Start by

$$a^2 d^2 \equiv -Db^2 d^2 \equiv b^2 c^2 \pmod{N}. \quad (5.5)$$

Thus we have a case for Legendre's congruence and the factors of  $N$  are found as

$$\text{GCD}(N, ad - bc) \quad \text{and} \quad \text{GCD}(N, ad + bc). \quad (5.6)$$

The algorithm for finding two different representations of  $N$  as  $r^2 + Ds^2$  is completely analogous to the algorithm used in Fermat's method. However, since

## CLASSICAL METHODS OF FACTORIZATION

not all integers have even *one* representation as  $r^2 + Ds^2$  (a necessary condition for this is that  $-D$  is a quadratic residue of *all* prime factors of  $N$  appearing with an odd exponent, but often even this is not always sufficient), the search for a second representation is normally undertaken only for integers already possessing one known representation in the form  $r^2 + Ds^2$ . If  $D > 0$  this will take, at most,  $\lfloor \sqrt{N/D} \rfloor$  steps, as in this case  $Ds^2$  must be  $< N$  and thus there are, at most,  $\lfloor \sqrt{N/D} \rfloor$  possible values for  $s$ . We demonstrate the algorithm on an

**Example.**  $N = 34889 = 143^2 + 10 \cdot 38^2$ . The search for a second representation of  $N$  as  $r^2 + 10s^2$  starts as follows: Put  $z = r^2 = N - 10s^2$  with  $s_0 = \lfloor \sqrt{N/10} \rfloor = 59$ , and  $z_0 = N - 10s_0^2 = 34889 - 34810 = 79$ . The computation runs as below:

$s$	$10(2s - 1)$	$z$	$s$	$10(2s - 1)$	$z$
59	1170	79	45	890	14639
58	1150	1249	44	870	15529
57	1130	2399	43	850	16399
56	1110	3529	42	830	17249
55	1090	4639	41	810	18079
54	1070	5729	40	790	18889
53	1050	6799	39	770	19679
52	1030	7849	38	750	143 <sup>2</sup>
51	1010	8879	37	730	21199
50	990	9889	36	710	21929
49	970	10879	35	690	22639
48	950	11849	34	670	23329
47	930	12799	33	650	23999
46	910	13729	32	630	157 <sup>2</sup>

Thus,  $N$  is also  $= 157^2 + 10 \cdot 32^2$ , and (5.6) gives the two factors

$$\text{GCD}(N, ad - bc) = \text{GCD}(34889, -1390) = 139$$

and

$$\text{GCD}(N, ad + bc) = \text{GCD}(34889, 10542) = 251. \quad (5.7)$$

### Gauss' Factoring Method

Though quite complicated, Gauss' factoring method [2] is very important because it is the basis of many sieving methods for factorization. Such methods have been in use for over 150 years of computing by hand and by desk calculator and have

## GAUSS' FACTORING METHOD

yielded many factorizations. Gauss' method is a sort of exclusion method which, by finding more and more quadratic residues mod  $N$ , excludes more and more primes from being possible factors of  $N$ , and so finally reduces the number of possible factors so markedly that it is possible to undertake trial division by those remaining. The reader who is not familiar with the theory of quadratic residues might now wish to study Appendix 3 before proceeding further with this chapter.

The idea behind Gauss' method of factorization is the following: Since an integer  $a$  is a quadratic residue of about half of the primes, as described in Appendix 3 and in Table 22 at the end of this book, the fact that  $a$  is a quadratic residue mod  $N$  will, according to Dirichlet's theorem (2.40), exclude about half of all primes as divisors of  $N$ . This is because  $a \equiv x^2 \pmod{N}$  implies  $a \equiv x^2 \pmod{p}$  for any divisor  $p$  of  $N$ . Thus, by statistical laws,  $k$  independent quadratic residues mod  $N$  will leave about the fraction  $2^{-k}$  of all primes as possible divisors of  $N$ . In this way 20 known quadratic residues will reduce the number of trial divisions necessary by a factor of about  $2^{20} \approx 1,000,000$ .

How can we find lots of quadratic residues? Principally this is very easy. We simply have to square many integers and then reduce the squares (mod  $N$ ). However, since it is a complicated matter to find out which primes are excluded as divisors of  $N$  based on the existence of a *large* quadratic residue (compare Table 22), it would be useful to have a number of *small* quadratic residues such as the ones ready for examination in Table 22. This is achieved by the following trick: If  $a \equiv x^2 \pmod{N}$ , then  $x^2 - a = kN$  for some integer  $k$ . Letting  $x$  be close to  $\lfloor \sqrt{kN} \rfloor$  will give comparatively small values of  $a$ ; and, since the product of two quadratic residues is again a quadratic residue, it is of interest to use only those quadratic residues which can be completely factorized by using only *small* prime factors. These quadratic residues can then easily be combined by multiplication and exclusion of square factors to yield new quadratic residues. To show how this is done, let us consider an

**Example.**  $N = 12\,007\,001$ . If we confine our search for small quadratic residues to representations of  $kN = x^2 - a$  for which  $|a| < 50\,000$  and having no prime factor of  $a$  larger than 100, then we have the following expressions

$$\begin{aligned} N &= 3459^2 + 42320 = x^2 + 2^4 \cdot 5 \cdot 23^2 \\ N &= 3461^2 + 28480 = x^2 + 2^6 \cdot 5 \cdot 89 \\ N &= 3463^2 + 14632 = x^2 + 2^3 \cdot 31 \cdot 59 \\ N &= 3464^2 + 7705 = x^2 + 5 \cdot 23 \cdot 67 \\ N &= 3465^2 + 776 = x^2 + 2^3 \cdot 97 \\ 2N &= 4898^2 + 23598 = x^2 + 2 \cdot 3^3 \cdot 19 \cdot 23 \\ 2N &= 4900^2 + 4002 = x^2 + 2 \cdot 3 \cdot 23 \cdot 29 \\ 3N &= 6003^2 - 15006 = x^2 - 2 \cdot 3 \cdot 41 \cdot 61 \\ 5N &= 7745^2 + 49980 = x^2 + 2^2 \cdot 3 \cdot 5 \cdot 7^2 \cdot 17 \end{aligned}$$



## CLASSICAL METHODS OF FACTORIZATION

$$\begin{aligned}
 8N &= 9799^2 + 35607 = x^2 + 3 \cdot 11 \cdot 13 \cdot 83 \\
 10N &= 10957^2 + 14161 = x^2 + 7^2 \cdot 17^2 \\
 11N &= 11491^2 + 33930 = x^2 + 2 \cdot 3^2 \cdot 5 \cdot 13 \cdot 29 \\
 11N &= 11492^2 + 10947 = x^2 + 3 \cdot 41 \cdot 89 \\
 14N &= 12964^2 + 32718 = x^2 + 2 \cdot 3 \cdot 7 \cdot 19 \cdot 41 \\
 14N &= 12965^2 + 6789 = x^2 + 3 \cdot 31 \cdot 73 \\
 17N &= 14287^2 + 648 = x^2 + 2^3 \cdot 3^4 \\
 19N &= 15105^2 - 28006 = x^2 - 2 \cdot 11 \cdot 19 \cdot 67 \\
 21N &= 15879^2 + 4380 = x^2 + 2^2 \cdot 3 \cdot 5 \cdot 73
 \end{aligned}$$

Now we can systematically combine the quadratic residues found to obtain new ones:

$$\begin{aligned}
 10N &= x^2 + 7^2 \cdot 17^2 && \text{gives } a = -1, \\
 N &= x^2 + 2^4 \cdot 5 \cdot 23^2 && \text{gives } a = 5, \\
 N &= x^2 + 2^6 \cdot 5 \cdot 89 && \text{gives } a = 89, \\
 17N &= x^2 + 2^3 \cdot 3^4 && \text{gives } a = 2, \\
 N &= x^2 + 2^3 \cdot 97 && \text{gives } a = 97,
 \end{aligned}$$

$$14N = x^2 + 3 \cdot 31 \cdot 73 \text{ and } 21N = x^2 + 2^2 \cdot 3 \cdot 5 \cdot 73 \text{ give } a = 31,$$

$$N = x^2 + 2^3 \cdot 31 \cdot 59 \text{ gives } a = 59,$$

$$3N = x^2 - 2 \cdot 3 \cdot 41 \cdot 61 \text{ and } 11N = x^2 + 3 \cdot 41 \cdot 89 \text{ give } a = 61.$$

In summary, we have so far established that the following integers are quadratic residues of  $N$ :  $a = -1, 2, 5, 31, 59, 61, 89$  and  $97$ . (Primarily we have found  $a = -5, -89, -2, \dots$ , but since  $-1$  is a quadratic residue, we also find the corresponding *positive* numbers to be residues.)

Now follows the complicated part of Gauss' method, namely to use this information in a systematic manner to find a factor of  $N$ . Since  $-1$  is a quadratic residue of  $N$ , only primes of the form  $p = 4k + 1$  can divide  $N$ . In addition, because  $2$  is a residue, every  $p$  that divides  $N$  must be of the form  $p = 8k \pm 1$ . Combining these two conditions, we find that only  $p = 8k + 1$  is possible as a divisor of  $N$ . Using also the quadratic residue  $5$ , which restricts possible divisors to one of the four forms  $p = 20k \pm 1, \pm 9$ , we conclude that  $p$  is of the form  $p = 40k + 1$  or  $40k + 9$  (since  $p$  must be  $8k + 1$ ). Now it is no longer practical to proceed by deducing the arithmetic forms of the possible divisors of  $N$ , because the number of feasible residue classes for the larger moduli used will be too big. Instead we determine, by computing the value of Legendre's symbol  $(a/p)$ , which of the primes of the two forms  $p = 40k + 1$  and  $p = 40k + 9$  below  $\lfloor \sqrt{N} \rfloor = 3465$  have,

## LEGENDRE'S FACTORING METHOD

as quadratic residues, all of the previously obtained  $a$ 's. As soon as one of the values of  $a$  is found to be a quadratic non-residue of one of the primes in question, then this prime is eliminated as a possible divisor of  $N$  and need no longer be considered. This procedure excludes about half of the remaining primes for each new value of  $a$  used. (Note that the values of  $a$  must be *independent*, i.e. if  $r$  and  $s$  have already been used as quadratic residues, then the quadratic residue  $rs$  will *not* rule out any further primes!) The computation in our example proceeds as below. The following primes below 3465 of the form  $p = 40k + 1$  or  $p = 40k + 9$  have  $(31/p) = +1$ :

$$p = 41, 281, 521, 769, 1249, 1289, 1321, 1361, 1409, 1489, 1601, 1609, \\ 1721, 2081, 2281, 2521, 2609, 2729, 3001, 3089, 3169, 3209, 3449.$$

Among these,  $(59/p) = 1$  for

$$p = 41, 281, 521, 1361, 1609, 2081, 2729, 3001, 3089 \text{ and } 3449.$$

Of these  $(61/p) = 1$  for

$$p = 41, 1361, 2729, 3001 \text{ and } 3089.$$

Finally, the quadratic residue 89 leaves as only possible divisor

$$p = 3001.$$

We also verify that Legendre's symbol  $(97/3001) = 1$ . Therefore, if  $N$  is not a prime, it must be divisible by 3001, and, indeed,  $N = 3001 \cdot 4001$ .

The procedure described above is too tedious in practice to carry through in a case of, say, 100 known quadratic residues, and has therefore been replaced by another device in the Morrison-Brillhart method, which likewise starts by determining lots of small quadratic residues of  $N$  and breaking these up into prime factors. We shall describe this method in detail in the next chapter.

### Legendre's Factoring Method

Legendre's factoring method is very similar to that of Gauss discussed above. It differs only in the procedure for finding small quadratic residues of  $N$ . For this purpose Legendre introduced the continued fraction expansion of  $\sqrt{N}$  and used the relations (A8.31) and (A8.34) on p. 341–342. (In fact, the proof of (A8.31) given in Appendix 5 is due to Legendre.) After a sufficient number of small quadratic residues have been found, a sieve is constructed, just as in Gauss' method, in which each residue annihilates about half of the primes as possible divisors of  $N$ .—Because continued fractions are used for finding quadratic residues, this and certain related methods are sometimes called *continued fraction methods* for factorization.

### The Number of Prime Factors of Large Numbers

Before we proceed with our description of the factoring methods, we require information about what we can expect when we attempt to factorize a large unknown number. This information has to be drawn from the theoretical parts of number theory. We begin by introducing the function  $\omega(n)$ , the number of *different* prime factors of  $n$ . This function has the so-called average order  $\ln \ln n$ , meaning that

$$\sum_{n \leq x} \omega(n) = x \ln \ln x + B_1 x + o(x), \quad (5.8)$$

where the constant  $B_1$  has the value

$$B_1 = \gamma + \sum_p \left( \ln \left( 1 - \frac{1}{p} \right) + \frac{1}{p} \right) = 0.2614972128 \dots \quad (5.9)$$

**Proof.**

$$\sum_{n \leq x} \omega(n) = \sum_{n \leq x} \sum_{p|n} 1 = \sum_{p \leq x} \left\lfloor \frac{x}{p} \right\rfloor = \sum_{p \leq x} \frac{x}{p} + O(\pi(x)). \quad (5.10)$$

Now,  $\sum_{p \leq x} 1/p$  can be evaluated by taking logarithms of both sides in Mertens' formula on p. 66, yielding

$$\sum_{p \leq x} \ln \left( 1 - \frac{1}{p} \right) = - \sum_{p \leq x} \frac{1}{p} - \sum_{p \leq x} \frac{1}{2p^2} - \dots = -\gamma - \ln \ln x + o(1). \quad (5.11)$$

Since the sums  $\sum_{p=2}^{\infty} p^{-2}$ ,  $\sum_{p=2}^{\infty} p^{-3}$ ,  $\dots$ , all converge, this can be written as

$$\sum_{p \leq x} \frac{1}{p} = \ln \ln x + B_1 + o(1), \quad (5.12)$$

where

$$B_1 = \gamma + \sum_{p=2}^{\infty} \left( \ln \left( 1 - \frac{1}{p} \right) + \frac{1}{p} \right). \quad (5.13)$$

After these preliminaries we shall give the following useful theorem, which generalizes the Prime Number Theorem, eq. (2.5) on p. 43:

**Theorem 5.1.** The number  $\pi_k(x)$  of integers  $\leq x$  which have exactly  $k \geq 2$  prime factors, all different, is

$$\pi_k(x) \sim \frac{6}{\pi^2} \frac{x}{\ln x} \cdot \frac{(\ln \ln x)^{k-1}}{(k-1)!} = \pi_k^*(x), \text{ say,} \quad (5.14)$$

## HOW DOES A TYPICAL FACTORIZATION LOOK?

when  $x \rightarrow \infty$ . We do not prove this theorem, but refer the reader to [2'].

It follows from the Theorem that integers having many prime factors (so-called smooth numbers) are rare. A computation shows that in the vicinity of  $N = 10^{100}$ , numbers having 15 prime factors or more are quite rare indeed, only 0.15% fall in this category.—The factor  $6/\pi^2$  stems from the requirement that all  $k$  prime factors are supposed to be *different*. This particular factor creeps in, because the number of square-free integers below  $x$  is  $\sim 6x/\pi^2$ , as  $x \rightarrow \infty$ . See [3].

**Remark.** The approximations  $\pi_k^*(x)$  to  $\pi_k(x)$ , implied by (5.14), are not *uniform* for all  $k$  and all  $x$ . Uniformity occurs only for small  $k = o(\ln \ln x)$  and for  $k$  in the neighbourhood of the value  $\ln \ln x$ ,  $k = (1 + o(1)) \ln \ln x$ .

Another useful theorem, whose proof can also be found in [3], is

**Theorem 5.2.** The “normal” number of different prime factors of  $N$  is about  $\ln \ln N$ .

This is due to the fact that the function  $\pi_k^*(N)$ , for a fixed value of  $N$ , has its maximal value for  $k \approx \ln \ln N$ . The theorem is based upon the fact that the average order of  $\omega(n)$  is  $\ln \ln N$ .—We must here define the significance of the word “normal” in the theorem. It means that the number of prime factors of *almost all integers* about  $N$  is between

$$(1 - \epsilon) \ln \ln N \quad \text{and} \quad (1 + \epsilon) \ln \ln N,$$

for every  $\epsilon > 0$ . And *almost all integers* means a fraction of all integers *as close to 1 as we wish*.—Of course, this set of integers will depend on  $\epsilon$  and on how close to 1 we decide to approach.

### How Does a Typical Factorization Look?

From Theorem 5.2, we can draw conclusions about “typical” factorizations of integers. The reader must be warned here that the reasoning is not at all rigorous, but rather is a heuristic argument.—Since an integer of size  $N$  has about  $\ln \ln N$  prime factors, suppose these are arranged in increasing order of magnitude:

$$N = P_s(N) P_{s-1}(N) \dots P_2(N) P(N) \text{ with } P_s(N) \leq P_{s-1} \leq \dots \leq P(N).$$

How large ought  $P(N)$  typically to be? How large ought  $N/P(N)$  typically be? As  $N/P(N)$  has only  $s - 1$  prime factors, we have

$$\begin{aligned} s - 1 &\approx \ln \ln \frac{N}{P(N)} = \ln(\ln N - \ln P(N)) = \\ &= \ln \ln N + \ln \left( 1 - \frac{\ln P(N)}{\ln N} \right) = s + \ln \left( 1 - \frac{\ln P(N)}{\ln N} \right). \end{aligned}$$

This leads to the estimation

$$\ln \left( 1 - \frac{\ln P(N)}{\ln N} \right) \approx -1 \quad \text{or} \quad 1 - \frac{\ln P(N)}{\ln N} \approx \frac{1}{e},$$

typically giving

$$\ln P(N) \approx \left( 1 - \frac{1}{e} \right) \ln N = 0.632 \ln N. \quad (5.15)$$

In the analysis of factorization algorithms (5.15) is frequently re-written in the still less stringent form

$$P(N) \approx N^{0.632}. \quad (5.16)$$

Since  $\ln N$  is proportional to the number of digits of  $N$ , the following result seems plausible:

“Typically” the largest prime factor  $P(N)$  of an integer  $N$  has a length in digits being about 63% of the length of  $N$ , i.e.  $\log P(N) \approx 0.63 \log N$ . The second largest prime factor is expected to have a length of 63% of the remainder of  $N$ , i.e.  $\log P_2(N) \approx 0.23 \log N$ , and so on.

**Remark.** We have to be very careful when applying this result. As a matter of fact, there are hardly any integers to which it applies to the full extent. *But it shows the general tendency.* Please take a good look at factor tables of large numbers, and remarkably you will find many instances where the factorizations do indeed look a little as this rule of thumb predicts, e.g.

$$2^{96} + 1 = 641 \cdot 67\,00417 \cdot 18446\,74406\,94145\,84321.$$

The principal value of the rule is, of course, not to predict the general appearance of factor tables, but rather to aid in finding good strategies for factoring large integers. Since in many factoring methods the *size of the second largest prime factor* determines the amount of computing work needed before the integer is completely factored, it is of some help to know that we typically have to expect this factor to be about  $N^{0.23}$ .—It is also of value to know that integers consisting of many prime factors are rather scarce, contrary to what is frequently believed.

It is because of the consequences of this rule that, in analyzing Fermat’s factoring method on p. 148, we dared to introduce the term “ordinary case” for a number  $N$  with its largest factor of about the size  $N^{\frac{2}{3}}$ , which is close to  $N^{0.63}$ .

### The Erdős–Kac Theorem

A beautiful theorem, from which further information on the distribution of prime factors of large numbers can be drawn, is

**Theorem 5.3. The Erdős–Kac Theorem.** Denote by  $N(x, a, b)$  the number of integers in the interval  $[3, x]$  for which the inequalities

$$a \leq \frac{\omega(n) - \ln \ln n}{\sqrt{\ln \ln n}} \leq b \quad (5.17)$$

## THE DISTRIBUTION OF PRIME FACTORS OF VARIOUS SIZES

hold, where  $\omega(n)$  is the number of different prime factors of  $n$ . Then, as  $x \rightarrow \infty$ ,

$$N(x, a, b) = (x + o(x)) \frac{1}{\sqrt{2\pi}} \int_a^b e^{-t^2/2} dt. \quad (5.18)$$

A stringent proof is quite complicated and we have to refer the reader to [4]. A heuristic argument for (5.18) can be found in Kac's own little book [5]. The Erdős-Kac Theorem reflects the fact that the function  $\omega(n)$ , the number of different prime divisors of  $n$ , may be written as a sum of statistically independent functions  $\rho_p(n)$ , defined by

$$\rho_p(n) = \begin{cases} 1, & \text{if } p|n \\ 0, & \text{if } p \nmid n. \end{cases} \quad (5.19)$$

This suggests that the distribution of values of  $\omega(n)$  may be given by the normal law in statistics, which is indeed the case.—Another way of describing this is to say that  $\Omega(N) - 1$  can be approximated by a normally distributed random variable with mean  $\ln \ln N$  and standard deviation  $\sqrt{\ln \ln N}$ , when  $N$  is large. See [6], p. 345–346, where a proof is given that the variable  $\Omega(N) - 1.03465 \dots$  has the statistical properties just mentioned.

**Remark.** In theorems 5.1–5.3 it does not really matter if the *total* number  $\Omega(N)$  of prime factors of  $N$  is considered rather than the number  $\omega(N)$  of *different* prime factors. That the distinction between  $\Omega(N)$  and  $\omega(N)$  makes no importance in these theorems follows from the fact that the number of integers  $m \leq x$  for which  $\Omega(m) - \omega(m) > (\ln \ln x)^{1/2}$  is  $o(x)$ , as proved in [3].

A brief account of a more detailed theory, leading to more precise results will be given on pp. 161–163.

### The Distribution of Prime Factors of Various Sizes

Finally, we shall prove some theorems on the distribution of various sizes of prime factors of large numbers. We commence by

**Theorem 5.4.** The prime factors  $p$  of numbers chosen at random in a short interval about a sufficiently large number  $N$  are such that the variable  $\ln \ln p$  is approximately equally distributed. More precisely: the number of prime factors  $p$  of integers in the interval  $[N - x, N + x]$  such that

$$a < \ln \ln p < b$$

is proportional to  $b - a$  if  $b - a$  as well as  $x$  are sufficiently large as  $N \rightarrow \infty$ .

**Proof.** Since the presence of multiple prime factors complicates the proof, we shall first assume that every prime factor  $p$  of a number  $M$  is counted only once,

## CLASSICAL METHODS OF FACTORIZATION

regardless of its multiplicity in  $M$ . Subsequently, we shall indicate how to modify the proof if, instead, the multiplicity of  $p$  is counted.

Now in the interval  $[N - x, N + x]$  containing  $2x + 1$  integers, there are between

$$\frac{2x + 2}{p} - 1 \quad \text{and} \quad \frac{2x}{p} + 1$$

multiples of  $p$ , dependent on where these multiples happen to occur. This is  $2x/p + O(1)$ . Thus, the number of events of a prime  $p$  between  $u$  and  $v$  occurring as a factor of one of the numbers in  $[N - x, N + x]$  becomes

$$f(u, v, x) = \sum_{u \leq p \leq v} \left( \frac{2x}{p} + O(1) \right). \quad (5.20)$$

Using (5.8), we immediately find

$$f(u, v, x) \sim 2x(\ln \ln v - \ln \ln u), \quad (5.21)$$

if  $x$  is supposed to be sufficiently large, compared with  $u$  and  $v$ . Substituting  $\ln \ln u = a$  and  $\ln \ln v = b$ , we have  $a < \ln \ln p < b$  and  $f(u, v, x)$  becomes  $\sim 2x(b - a)$ , thus proving the theorem.

We have promised the reader to indicate how this proof could be adapted to the case where each prime factor is counted by its multiplicity. In this situation the number of prime factors  $p$  of numbers in  $[N - x, N + x]$  is no longer  $2x/p + O(1)$ , but rather

$$\frac{2x}{p} + \frac{2x}{p^2} + \frac{2x}{p^3} + \cdots + O\left(\frac{\ln N}{\ln p}\right). \quad (5.22)$$

Since  $2x \sum_p p^{-s} < 2x \sum_n n^{-s}$  is convergent for  $s > 1$  while  $\sum_p 2x/p$  is divergent—as can be seen by taking  $x \gg v$  in the asymptotic formula for  $f(u, v, x)$  just found—the new terms in the series (5.22) cannot replace  $2x \ln \ln v$  as the dominating term of the result. The term  $O(\ln N / \ln p)$ , however, gives rise to an error term of the order of magnitude of

$$O(\ln N) \int_{u=0}^{v+0} \frac{d\pi(t)}{\ln t} = \frac{O(\ln N)}{\ln \xi} \int_{u=0}^{v+0} d\pi(t) = \frac{\ln N}{\ln \xi} O(v - u). \quad (5.23)$$

Here  $u < \xi < v$  and we have used the mean value theorem for Stieltjes integrals (Theorem A11.3 on p. 372). The expression (5.23) surpasses the previous error term by a factor of  $\ln N / \ln \xi$  in magnitude. Therefore in this case  $x$  must be just a little larger than previously in order for this new error term to be small compared with the dominant term.

## DICKMAN'S VERSION OF THEOREM 5.4

### Dickman's Version of Theorem 5.4

A related result, due to Dickman, see [7], is the following:

**Theorem 5.5. Dickman's Theorem.** The probability of a number  $N$  chosen at random having a prime factor between  $N^\alpha$  and  $N^{\alpha(1+\delta)}$  is approximately  $= \delta$ , independent of the magnitude of  $\alpha$ , if  $\delta$  is small.

To see that Dickman's theorem is equivalent to Theorem 5.4 above, consider the number of prime factors of a number  $N$  chosen at random in the interval  $[N^\alpha, N^{\alpha(1+\delta)}]$  which, according to Theorem 5.4 is

$$\ln \ln N^{\alpha(1+\delta)} - \ln \ln N^\alpha = \ln(1 + \delta) \approx \delta,$$

i.e. *independent of  $\alpha$* . Thus, the length of the interval  $[N^\alpha, N^{\alpha(1+\delta)}]$  is such that the average number of prime factors of numbers about  $N$ , falling in this interval, will be precisely  $\delta$ , showing that Theorem 5.4 is only a different formulation of Dickman's result.

For future reference we also give the following slight variation of the earlier mentioned Theorem 5.2:

**Theorem 5.6.** The "typical" number of prime factors  $\leq x$  in sufficiently large numbers  $N$  is about  $\ln \ln x$ .

**Proof.** Just as theorem 5.2 follows from the fact that the average order of  $\omega(n)$  for the interval  $[3, N]$  is  $\ln \ln N$ , the present Theorem is equivalent to the fact that the average order of  $\omega(n)$  in  $[3, x]$  is  $\ln \ln x$ .

**Exercise 5.2. Statistics on prime factors.** Collect some statistics on the size of the prime factors  $p$  of large numbers  $N$  by counting the number of cases for which  $\ln \ln p$  falls in various intervals of length 0.2, e.g.  $0.2k < \ln \ln p < 0.2(k + 1)$ ,  $k = 1, 2, 3, \dots, 10$ . In producing these statistics, utilize the computer program for factorization by trial division, mentioned on pp. 143–144, to factor 1000 consecutive integers of the size about  $10^6$ ,  $10^7$  and  $10^8$ . Compare your results with those predicted by Theorem 5.4.

### A More Detailed Theory

The theory sketched above for the distribution of the prime factors of large numbers is very simple and yields sufficiently accurate results to be useful in estimating running times of various factorization algorithms. There exists, however, a more detailed and slightly more precise theory by Knuth and Trabb-Pardo, given in [6], by which the average size of the logarithm of the largest, second largest, third largest etc. prime factors of  $N$  have been calculated rigorously instead of intuitively, yielding the mean value of  $\ln P(N)/\ln N$  and  $\ln P_2(N)/\ln N$  as 0.624 and 0.210 for the largest and second largest prime factor, respectively, as compared to our values 0.632 and 0.233. This more accurate theory is, however, much more



elaborate and complicated, and we can only briefly touch upon it here and must refer the reader to [6] for a more detailed account.

### The Size of the $k$ th Largest Prime Factor of $N$

The problem of determining the distribution of the  $k$ th largest prime factor of large numbers  $N$  is, as is often the case with mathematical problems, very much a question of posing the “correct” problem, i.e. of formulating a problem which admits a reasonably simple solution. In this case, the correct question to ask is: What is the proportion  $\rho_k(\alpha)$  of numbers whose  $k$ th largest prime factor  $P_k(N)$  is smaller than  $N^{1/\alpha}$ ?

It turns out that the functions  $\rho_k(\alpha)$  can be expressed in terms of the so-called polylogarithm functions  $L_k(\alpha)$ , defined recursively by

$$L_0(\alpha) = \begin{cases} 0, & \text{for } \alpha \leq 0 \\ 1, & \text{for } \alpha > 0 \end{cases}$$

$$L_k(\alpha) = \begin{cases} 0, & \text{for } \alpha \leq k \\ \int_k^\alpha L_{k-1}(t-1) \frac{dt}{t}, & \text{for } \alpha \geq k. \end{cases} \quad (5.24)$$

It is easy to see that the first two of the functions  $L_k(\alpha)$  are

$$L_1(\alpha) = \begin{cases} 0, & \text{for } \alpha \leq 1 \\ \ln \alpha, & \text{for } \alpha \geq 1 \end{cases} \quad (5.25)$$

and

$$L_2(\alpha) = \int_2^\alpha \frac{\ln(t-1) dt}{t}, \quad \text{for } \alpha \geq 2. \quad (5.26)$$

Now, the functions  $\rho_k(\alpha)$  can be expressed by means of the relations

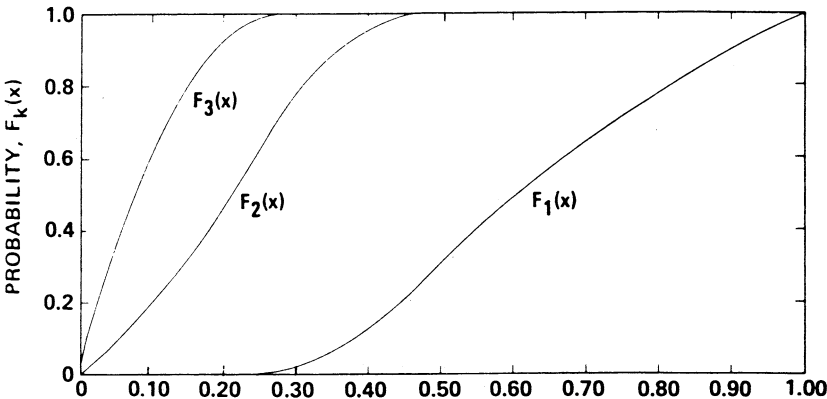
$$\begin{aligned} 1 - \rho_1(\alpha) &= L_1(\alpha) - L_2(\alpha) + L_3(\alpha) - L_4(\alpha) + L_5(\alpha) - \dots \\ 1 - \rho_2(\alpha) &= L_2(\alpha) - 2L_3(\alpha) + 3L_4(\alpha) - 4L_5(\alpha) + \dots \\ 1 - \rho_3(\alpha) &= L_3(\alpha) - 3L_4(\alpha) + 6L_5(\alpha) - \dots \\ &\vdots \\ 1 - \rho_k(\alpha) &= \sum_{n=0}^{\infty} \binom{-k}{n} L_{n+k}(\alpha). \end{aligned} \quad (5.27)$$

The function  $\rho_2(\alpha)$  is of particular interest in factorization. This is because of the existence of a whole class of factorization algorithms which yield the prime

# THE SIZE OF THE $k$ TH LARGEST PRIME FACTOR OF $N$

factors of a number  $N$  in approximate order of magnitude. If factors discovered are always removed, and the co-factors tested for primality, then such algorithms will terminate *as soon as the second largest factor has been found*. Thus, the distribution of the size of the second largest prime factor of large numbers  $N$  is essential when the average running time of these algorithms is to be estimated.— We conclude this sub-section by providing a small table of the functions  $\rho_1(\alpha)$  and  $\rho_2(\alpha)$  as well as a graph of the distribution functions  $F_1(x)$ ,  $F_2(x)$  and  $F_3(x)$  for the largest, the second largest and the third largest prime factors, respectively. Both the table and the graph are reproduced from [6].

Distribution of largest and second largest prime factors		
$\alpha$	$\rho_1(\alpha)$	$\rho_2(\alpha)$
1.5	0.59453 48919	1.00000 00000
2.0	0.30685 28194	1.00000 00000
2.5	0.13031 95618	0.95338 97063
3.0	0.04860 83883	0.85277 93230
3.5	0.01622 95932	0.73348 11652
4.0	0.00491 09256	0.62368 10600
4.5	0.00137 01177	0.53365 25720
5.0	0.00035 47247	0.46322 21870
6.0	0.00001 96497	0.36521 77517
7.0	0.00000 08746	0.30178 60103
8.0	0.00000 00323	0.25743 57108
9.0	0.00000 00010	0.22459 21627



Distribution of the three largest prime factors of a random integer.  
For example, the probability that the largest factor  $P(N) < N^{0.44}$  is 20%.

### Smooth Integers

Integers with all their prime factors small are called *smooth* integers. If all prime factors of an integer are  $\leq$  some limit  $z$ , this integer is called  $z$ -*smooth*. The occurrence of smooth integers is of utmost importance for several modern factorization methods, such as the quadratic sieve and the number field sieve. The optimization strategy for these methods demands some estimate of the number  $\psi(x, z)$  of  $z$ -smooth integers up to  $x$ , since the running time of an implementation of the method depends on the supply of smooth integers.

How many  $z$ -smooth integers below  $x$  are there? We are looking for integers which are products of primes  $p_i$ , all less than  $z$ , with  $\prod p_i \leq x$ , i.e., with  $\sum \ln p_i \leq \ln x$ . Since  $\sum_{p \leq z} \ln p \approx z$ , see (2.6A), and the number of primes  $\leq z$ ,  $\pi(z) \approx z / \ln z$ , the average value  $\overline{\ln p}$  of  $\ln p$  for  $p \leq z$  is

$$\overline{\ln p} \approx \frac{\ln z}{z} \sum_{p \leq z} \ln p \approx \ln z.$$

Thus we expect the average number of terms in  $\sum \ln p_i \leq \ln x$  to be about  $u = \ln x / \ln z$ . Thus a  $z$ -smooth number  $\leq x$  contains about  $u$  prime factors, and these can be picked out from  $\pi(z)$  primes in about

$$\binom{\pi(z)}{u} \approx \frac{(\pi(z))^u}{u!}$$

different ways, since  $\pi(z)$  is large. Using the value of  $u$  above and Stirling's formula for  $\ln u!$ , we find

$$\ln \psi(x, z) \approx u \ln \pi(z) - u \ln u + \text{smaller terms} \approx \ln x - u \ln u. \quad (5.28)$$

If this is rewritten as  $\psi \approx xu^{-u}$ , we see that (5.28) implies that the *proportion* as  $z$ -smooth numbers below  $x$  is  $u^{-u}$ , with  $u = \ln x / \ln z$ . This approximation is often sufficiently accurate to estimate the running times of computer programs, which depend on the supply of smooth integers.—Because of the crude estimates made, this formula is, however, not quite as accurate as it could be. A more careful analysis [8] shows that, for  $z < \sqrt[3]{x}$ ,

$$\ln \psi(x, z) \geq \ln x - u \left( \ln u + \left( 1 + \frac{1}{\ln u} \right) (\ln \ln u - 1) + C \left( \frac{\ln \ln u}{\ln u} \right)^2 \right), \quad (5.29)$$

for some absolute constant  $C$ . Our crude estimate coincides with the two leading terms of this result.—Because of the inequality sign we have a supply of smooth numbers, which is at least this large.—For future reference, we shall give an important particular case, namely

$$z = e^{a\sqrt{\ln x \ln \ln x}}, \quad \text{leading to} \quad \psi(x, z) = xz^{-1/(2a^2)+o(1)}. \quad (5.30)$$

## SEARCHING FOR FACTORS OF CERTAIN FORMS

If we introduce the function

$$L(x, u, v) = e^{v \ln^u x (\ln \ln x)^{1-u}} = x^{v(\ln \ln x / \ln x)^{1-u}}, \quad (5.31)$$

then  $z$  in (5.30) is  $= L(x, \frac{1}{2}, a)$ , and (5.30) can be transformed to

$$\frac{xz}{\psi(x, z)} \rightarrow L(x, \frac{1}{2}, a + \frac{1}{2a}), \quad \text{as } x \rightarrow \infty, \quad (5.32)$$

a result, which is quite frequently used in running time analyses of those factorization and prime proving methods, which depend on the use of smooth numbers.— See e.g. [8'].

### Searching for Factors of Certain Forms

It is sometimes known that the factors of a composite number are of a certain mathematical form. The number may, e.g. have the form  $N = 6a^2 - b^2$  with  $(a, b) = 1$ , and hence we know that 6 is a quadratic residue of  $N$ , implying that all prime factors of  $N$  (if  $N$  can be factorized) take either of the forms  $p = 24k \pm 1$  or  $p = 24k \pm 5$ . (See Table 22.) Several of the methods for factor search can quite easily be modified to take advantage of such a situation. In the method of trial division for instance, described on p. 142, it is quite simple to generate trial divisors of a given linear form and no others. Just set the initial values  $p1 := -5$ ;  $p2 := 1$ ;  $d1 := 14$ ; and  $d2 := 2$ ; and in the division loop write

$$d1 := 24 - d1; \quad d2 := 24 - d2; \quad p1 := p1 + d1; \quad p2 := p2 + d2;$$

subsequently checking whether  $N$  is divisible, first by  $p1$  and then by  $p2$ .

**Exercise 5.3.** An alternative to the above construction is to write *four* division statements in the program loop. Try this (compare with the computer program `TrialDivision` on p. 143).

Later we shall briefly hint at how several of the more important factorization methods can be modified to use shortcuts when the factor has the form  $p = 2kn + 1$  and where  $n$  is a given integer, and  $k = 1, 2, \dots$ . To indicate the importance of this case, we give

### Legendre's Theorem for the Factors of $N = a^n \pm b^n$

It has long been known that, under certain conditions, the prime factors of  $N = a^p \pm b^p$  ( $p$  being an odd prime), all have the form  $2kp + 1$ . This result has been generalized by Legendre, who proved

**Theorem 5.7. Legendre's Theorem.** All prime factors  $p$  of the number  $N = a^n \pm b^n$ , with  $\text{GCD}(a, b) = 1$ , have the form  $p = kn + 1$ , apart from those which

## CLASSICAL METHODS OF FACTORIZATION

divide the algebraic factors of the form  $a^m \pm b^m$ ,  $m < n$ , of  $N$  (see Appendix 6). Moreover, disregarding the prime  $p = 2$  and the case  $a^{2n} - b^{2n}$ , the prime factors of  $N$  take the form  $p = 2kn + 1$ .

**Proof.** Suppose  $a^n \pm b^n \equiv 0 \pmod{p}$ , where  $p$  is prime and  $\text{GCD}(a, b) = 1$ . First we deduce that  $\text{GCD}(a, p) = \text{GCD}(b, p) = 1$ , because if  $a \equiv 0 \pmod{p}$ , then the congruence would give  $b \equiv 0 \pmod{p}$ , and thus, contrary to the assumption,  $\text{GCD}(a, b)$  would be divisible by  $p$ . Since  $p$  is a prime,  $a, b$  as well as  $a/b$  are in the field  $\mathbf{Z}_p$  of primitive residue classes mod  $p$ . Thus, the congruence may be divided by  $b^n$  to give

$$\left(\frac{a}{b}\right)^n \equiv x^n \equiv \mp 1 \pmod{p},$$

with  $x$  a number in the field  $\mathbf{Z}_p$ . Suppose also that  $x$  belongs to the exponent  $d$  mod  $p$ . We know from Fermat's theorem that  $d|p-1$ , so we can put  $d = (p-1)/k$ . But  $x^n \equiv \pm 1 \pmod{p}$  then implies that  $n = l \cdot d = l(p-1)/k$ , in the case  $N = a^n - b^n$ , and that  $n = (2l-1)d/2 = (2l-1)(p-1)/(2k)$  in the case  $N = a^n + b^n$ . Here  $l$  is a positive integer. (In the latter case,  $d$  must obviously be an even number.) Hence, we immediately have

$$x^d \equiv \left(\frac{a}{b}\right)^d \equiv 1 \pmod{p}, \quad \text{i.e.} \quad a^d - b^d \equiv 0 \pmod{p}$$

and

$$x^{\frac{d}{2}} \equiv \left(\frac{a}{b}\right)^{\frac{d}{2}} \equiv -1 \pmod{p}, \quad \text{i.e.} \quad a^{\frac{d}{2}} + b^{\frac{d}{2}} \equiv 0 \pmod{p}$$

respectively. If  $l > 1$ , i.e. if  $d < n$ , or  $d/2 < n$ , then the algebraic factor  $a^d - b^d$  of  $a^n - b^n$  or  $a^{d/2} + b^{d/2}$  of  $a^n + b^n$  contains  $p$  as prime factor, a case that has been excluded from the theorem. Thus,  $l$  must be  $= 1$  and  $n$  must be  $= (p-1)/k$  or  $= (p-1)/(2k)$ , in the respective cases, and thus we finally arrive at the result

$$\begin{cases} p = kn + 1 & \text{in the case } N = a^n - b^n \\ p = 2kn + 1 & \text{in the case } N = a^n + b^n. \end{cases}$$

If  $n$  is odd in the expression  $kn + 1$ , then  $k$  must be even in order for  $kn + 1$  to be odd. Therefore, excepting the prime  $p = 2$  and the case  $a^{2n} - b^{2n} = (a^n - b^n)(a^n + b^n)$ , the prime factors of  $a^n \pm b^n$  have the form  $2kn + 1$ .—The requirement of excluding those factors which are already factors of the algebraic factors of  $N$  does not reduce the practical applicability of the theorem. The algebraic factors can be considered in advance, and all the prime factors of those, which are called *algebraic* prime factors of  $N$ , are divided out before what remains of  $N$  is searched for factors of the specific form  $2kn + 1$ . These last factors are called *primitive* prime factors of the number  $N$ .

Please note that the algebraic factors as such may not be the only divisors of  $N$  which are not of the form  $2kn + 1$ . *It could happen that a prime factor of an*

## SEARCHING FOR FACTORS OF CERTAIN FORMS

*algebraic factor  $Q$  of  $N$  divides  $N$  with greater multiplicity than it divides  $Q$ .* We provide here a few simple examples of this phenomenon:

$N$	$Q$	$N/Q$
$2^3 + 1$	$2 + 1$	$3 \nmid 6k + 1$
$10^3 - 1$	$10 - 1$	$3 \cdot 37$

This possibility renders it extremely important to check for multiple factors of any  $p$  found to divide  $N$ . Neglecting this could lead to mistakes concerning the form of the possible prime factors of the remaining cofactor.

When  $N$  is large, the amount of work required in searching for a factor is considerably reduced by applying Legendre's theorem. A famous illustration of this is Euler's factorization of the Fermat number  $F_5 = 2^{2^5} + 1 = 2^{32} + 1 = 641 \cdot 6700417$ . The Fermat numbers  $F_n = 2^{2^n} + 1$  lack algebraic factors, a fact that was already recognized by Fermat himself, who invented them in the hope of constructing only primes. At the beginning of the series Fermat was fortunate, as  $F_0, F_1, F_2, F_3$  and  $F_4$  are all primes. For  $F_5$  the theorem of Legendre states that all factors are of the form  $64k + 1$ . Dividing  $F_5$  by these primes, which are 193, 257, 449, 577, 641, ..., the factorization of  $F_5$  is very soon discovered. It is easy to verify that the cofactor 6700417 is also a prime! Merely extend the computation by dividing the cofactor by

$$641, 769, 1153, 1217, 1409, 1601 \text{ and } 2113$$

in turn, i.e. by all primes of the form  $64k + 1$  below  $\sqrt{6700417} = 2588.52$ . Since none of these divisions results in a zero remainder, the cofactor must be a prime! (Actually it is possible to prove, by using the theory of quadratic residues, that every prime factor of  $F_5$  has the form  $128k + 1$ , a fact which eliminates the divisions by 193, 449, 577, 1217, 1601 and 2113. Also the factor  $257 = F_3$  can be eliminated, since no two Fermat numbers  $F_n$  and  $F_m$  have a common divisor, so the first trial is by 641.)

As another example on the use of Legendre's theorem, we shall factor

$$N = 3^{105} - 2^{105}.$$

The algebraic factorization of  $a^{105} - b^{105}$ , according to formula (A6.29) on p. 308, is:

$$a^{105} - b^{105} = \frac{(a^{35} - b^{35})(a^{21} - b^{21})(a^{15} - b^{15})}{(a^7 - b^7)(a^5 - b^5)(a^3 - b^3)} (a - b) \times \\ \times \text{an irreducible cofactor.}$$

Instead of making quite complicated algebraic deductions from this formula, test all the factors of

$$3 - 2, 3^3 - 2^3, 3^5 - 2^5, 3^7 - 2^7, 3^{15} - 2^{15}, 3^{21} - 2^{21}, 3^{35} - 2^{35}$$

## CLASSICAL METHODS OF FACTORIZATION

for multiplicity in  $N$ . The remaining cofactor must possess factors all having the form  $p = 210k + 1$ . Here follows the computation:

$$N = 125\ 23673753\ 78787534\ 01295235\ 32574262\ 84187176\ 25274211,$$

$$3^3 - 2^3 = 19, \quad N/19 = N_1 =$$

$$= 6\ 59140723\ 88357238\ 63226065\ 01714434\ 88641430\ 32909169,$$

$$3^5 - 2^5 = 211, \quad N_1/211 = N_2 =$$

$$= 3123889\ 68665200\ 18309128\ 27022343\ 29330054\ 17217579,$$

$$3^7 - 2^7 = 2059 = 29 \cdot 71, \quad N_2/(29 \cdot 71) = N_3 =$$

$$= 1517\ 18780313\ 35608697\ 97390491\ 66745667\ 82621281,$$

$$3^{15} - 2^{15} = (3^3 - 2^3)(3^5 - 2^5) \cdot 3571, \quad N_3/3571 = N_4 =$$

$$= 42486356\ 85056177\ 17669389\ 66442661\ 90642011,$$

$$3^{21} - 2^{21} = (3^3 - 2^3)(3^7 - 2^7) \cdot 267331,$$

$$p|267331 \Rightarrow p = 42k + 1, \quad 267331 = 43 \cdot 6217,$$

$$N_4/(43 \cdot 6217) = N_5 = 158\ 92790903\ 62201606\ 50799819\ 11062281,$$

$$3^{35} - 2^{35} = (3^5 - 2^5)(3^7 - 2^7) \cdot 1151\ 60837611,$$

$$p|1151\ 60837611 \Rightarrow p = 70k + 1, \quad 1151\ 60837611 = 6091 \cdot 18906721,$$

$$N_5/(6091 \cdot 18906721) = N_6 = 13800516\ 94075552\ 57322971.$$

At this point we have eliminated all algebraic factors of  $N$ . Testing each of the primes found for multiplicity, we observe that there are no multiple factors in this case. Therefore, all the prime factors of the cofactor  $N_6$  must be of the form  $210k + 1$ . Using this result, we obtain by trial division

$$N_6 = 11971 \cdot 722611 \cdot 159536\ 60849491,$$

thereby completing the prime factorization of  $N$ .

**Remark.** Another method of finding all algebraic factors of  $N = a^n - b^n$  is to apply Euclid's algorithm in order to compute  $\text{GCD}(a^m - b^m, a^n - b^n)$  for all  $m|n$ . When a factor has been found and removed, the GCD computation is *repeated with the same value of  $m$  until no more factors emerge*. This procedure will ensure that all multiple factors of  $N$  are discovered. Only after this has been accomplished for a certain value of  $m$  does the computation proceed with the next  $m$ . For the value of  $N$  considered above, this computation successively yields:

$$\text{GCD}(3^3 - 2^3, N) = 19, \quad N/19 = N_1, \quad \text{GCD}(19, N_1) = 1.$$

## ADAPTATION TO SEARCH FOR FACTORS OF THE FORM $p = 2kn + 1$

$$\text{GCD}(3^5 - 2^5, N_1) = 211, \quad N_1/211 = N_2, \quad \text{GCD}(211, N_2) = 1.$$

$$\text{GCD}(3^7 - 2^7, N_2) = 2059, \quad N_2/2059 = N_3, \quad \text{GCD}(2059, N_3) = 1.$$

$$\text{GCD}(3^{15} - 2^{15}, N_3) = 3571, \quad N_3/3571 = N_4, \quad \text{GCD}(3571, N_4) = 1.$$

$$\text{GCD}(3^{21} - 2^{21}, N_4) = 267331, \quad N_4/267331 = N_5, \quad \text{GCD}(267331, N_5) = 1.$$

$$\text{GCD}(3^{35} - 2^{35}, N_5) = 1151\,60837611, \quad N_5/1151\,60837611 = N_6,$$

$$\text{GCD}(1151\,60837611, N_6) = 1.$$

where the factors found, viz. 19, 211, 2059, 3571, 267331, 1151 60837611 and  $N_6$  must be decomposed into prime factors or verified for primality in a manner similar to that demonstrated above.

### Adaptation to Search for Factors of the Form $p = 2kn + 1$

Some factorization methods discussed in this book can easily be adapted to run faster on computers if the factor searched for is of the form  $p = 2kn + 1$ ,  $k = 1, 2, 3, \dots$ . However, other methods do not take any advantage of the particular form of the divisors of  $N$ . This is of importance in the choice between the different factorization methods, as we shall see when discussing strategies for the factorization of large numbers.

### Adaptation of Trial Division

There is a fairly obvious adaptation of the trial division to the case  $p = 2kn + 1$ . Just as in ordinary trial division, it is usually not worthwhile to first sieve out the *primes*  $p = 2kn + 1$  and then divide only by these, but rather to divide  $N$  by *all* integers  $2kn + 1$ , except possibly those divisible by 3. Thus, if  $3 \nmid n$  then divide  $N$  by all integers of the form  $2kn + 1$ . On the other hand if  $3 \mid n$  then, since  $3 \nmid 6n + 1$ , either  $2n + 1$  or  $4n + 1$  must be divisible by 3. Check which and denote the other of these two integers by  $p_1$ . Denoting  $6n$  by  $n_6$ , the computer will generate the divisors which are of the form  $2kn + 1$  and not divisible by 3 if we write the program code

```
p:=1; d:=p1-1;
```

prior to the division loop, and in the loop let

```
p:=p+d; d:=n6-d;
```

Taking an example, suppose we are searching for factors of the Mersenne numbers  $M_p = 2^p - 1$  with  $p$  around 100,000. With the described shortcut we can then easily reach the search limit  $2^{35}$  for  $p$ . The number of trial divisions will be



## CLASSICAL METHODS OF FACTORIZATION

$2^{35}/(3p) \approx 2^{35}/3 \cdot 10^5 \approx 115000$ , taking a few seconds of computing time on a fast computer if the division is programmed as a reduction mod  $p$  of a power of 2, as in Fermat's compositeness test on p. 87.

**Exercise 5.4. Factor search of  $a^n \pm b^n$ .** Carry out the adaptation hinted at above of the computer program for trial division from Exercise 5.1 on p. 145. Decide on a reasonable value for the search limit  $G$ , depending on  $n$ . Check your program by applying it to some of the integers given in Tables 7–10. Use the program to search for factors of  $11^n \pm 4^n$ , for as high values of  $n$  as your program can handle.

### Adaptation of Fermat's Factoring Method

One of the advantages of Fermat's method is that it can very easily be adapted to cases where different conditions are imposed on the possible prime factors of  $N$ . Like trial division, Fermat's method runs  $n$  times faster than usual if the form  $p = 2kn + 1$  is introduced directly into the calculations. However, due to the simplicity of the method, it is actually possible to do much better than that. As a matter of fact, Fermat's method can be speeded up by a factor of  $2n^2$  if all factors of  $N$  have the form  $2kn + 1$ . This is based on the following observation: Let  $N = p \cdot q = (2kn + 1)(2ln + 1)$ . Then  $N + 1 = 4kln^2 + p + q$ , and thus  $(p + q)/2 \equiv (N + 1)/2 \pmod{2n^2}$ . Now, since

$$N = pq = \left(\frac{p+q}{2}\right)^2 - \left(\frac{p-q}{2}\right)^2 = x^2 - y^2,$$

this implies that the feasible values of  $x = (p + q)/2$  belong to precisely one residue class mod  $2n^2$ , which reduces the amount of work required by a factor  $2n^2$ .

In the example quoted earlier in the text on p. 148, the 19-digit number  $N = (10^{22} + 1)/(89 \cdot 101)$  was mentioned. As we know from Legendre's theorem, all prime factors of  $N$  are of the form  $p = 44k + 1$ . Introducing  $a = 44k + 1$  and  $b = 44l + 1$  in  $N = x^2 - y^2$  we have, by the above reasoning, that

$$x \equiv \frac{N+1}{2} \pmod{2 \cdot 22^2} \equiv 507 \pmod{968}.$$

Thus we find that it suffices to let  $m$  assume only values of the form  $968t + 507$  in the factorization scheme. The computation proceeds as follows:

$$N = \frac{10^{22} + 1}{89 \cdot 101} = 1112\,47079\,76415\,61909,$$

$$\sqrt{N} = 10547\,37312.149\dots, \quad \lfloor \sqrt{N} + 1 \rfloor^2 - N = 17928\,98060,$$

$$\lfloor \sqrt{N} + 1 \rfloor = 968 \cdot 1089604 + 641.$$

Hence, the first possible value which  $x$  can take, if  $x$  has to be of the form  $968t + 507$ , is  $968 \cdot 1089605 + 507$ , and the calculation runs

$t$	$x = 968t + 507$	$m = 1936(x + 484)$	$z = x^2 - N$
10 89605	10547 38147	204 19739 89616	176 10954 31700
06	10547 39115	204 19758 63664	380 30694 21316
			$= 19\,50146^2$

Here the third column,  $(x + 968)^2 - x^2 = 1936(x + 484)$ , contains the differences between consecutive values of  $z$ . The values of  $m$  are incremented by  $1936 \cdot 968 = 1874048$ .—This time the factorization is found in only 2 steps, or roughly  $1/968$  of the number required when no advantage was taken of the special form of the factors. This method of taking advantage of the form  $2kn + 1$  of the factors of  $N$  is due to D. H. Lehmer, and is described in [9].

### Adaptation of Euclid's Algorithm as an Aid to Factorization

The adaptation of Euclid's algorithm is also quite obvious. Instead of using the products  $P_s$  of *all* primes in the search intervals between  $g_s$  and  $G_s$ , simply accumulate the products of the primes of the given form(-s) between  $g_s$  and  $G_s$  and proceed as described previously.—Similarly as before, it is only in a rather specific situation that this method proves to be favourable.

### Bibliography

1. R. Sherman Lehman, "Factoring Large Integers," *Math. Comp.* **28** (1974) pp. 637–646.
- 1'. Henri Cohen, *A Course in Computational Algebraic Number Theory*, Springer-Verlag, New York, 1993.
2. C. F. Gauss, *Disquisitiones Arithmeticae*, Yale University Press, New Haven, 1966, Art. 329–332.
- 2'. L. G. Sathé, "On a Problem of Hardy on the Distribution of Integers Having a Given Numbers of Prime Factors, I", *Journ. Indian Math. Soc.* **17** (1953) pp. 62–82.
3. G. H. Hardy and E. M. Wright, *An Introduction to the Theory of Numbers*, Fifth edition, Oxford, 1979, pp. 354–359, 368–370.
4. Wladyslaw Narkiewicz, *Number Theory*, World Scientific, Singapore, 1983, pp. 251–259.
5. Mark Kac, *Statistical Independence in Probability, Analysis and Number Theory*, Carus Math. Monogr. no.12, John Wiley and Sons, 1959, pp. 74–79.

## CLASSICAL METHODS OF FACTORIZATION

6. Donald E. Knuth and Luis Trabb-Pardo, "Analysis of a Simple Factorization Algorithm," *Theoretical Computer Sc.* **3** (1976) pp. 321–348.
7. Karl Dickman, "On the Frequency of Numbers Containing Prime Factors of a Certain Relative Magnitude," *Ark. Mat. Astr. Fys.* **22A** #10 (1930) pp. 1–14.
8. E.R. Canfield, Paul Erdős and Carl Pomerance, "On a Problem of Oppenheim concerning "Factorisatio Numerorum," *Journ. Number Th.* **17** (1983) pp. 1–28.
- 8'. J. P. Buhler, H. W. Lenstra, and C. Pomerance, "Factoring Integers with the Number Field Sieve," in A. K. Lenstra and H. W. Lenstra, Jr. (eds.), *The Development of the Number Field Sieve*, Lecture Notes in Mathematics 1554, Springer-Verlag, New York, 1993, pp. 50–94.
9. John Brillhart and John L. Selfridge, "Some Factorizations of  $2^n \pm 1$  and related results," *Math. Comp.* **21** (1967) pp. 87–96.

## CHAPTER 6

# MODERN FACTORIZATION METHODS

### Introduction

The art of decomposing large integers into prime factors has advanced considerably during the last 25 years. It is the advent of high-speed computers that has rekindled interest in this field. This development has followed several lines. In one of these, already existing theoretical methods and known algorithms have been carefully analyzed and perfected. As an example of this work we mention Michael Morrison's and John Brillhart's analysis of an old factorization method, the continued fraction algorithm, going back to ideas introduced already by Legendre and developed further by Maurice Kraitchik, D. H. Lehmer and R. E. Powers.

The progress achieved in this area is due also to another line of development, namely the introduction of new ideas. We shall discuss two of these in connection with the continued fraction method, namely the factor base by Morrison and Brillhart and the quadratic sieve by Carl Pomerance. Also, several powerful ideas of J. M. Pollard have resulted in entirely new methods of factorization, namely the rho method and the number field sieve, NFS. The clever use of all of these developments has resulted in the most efficient *practically applicable* general methods so far implemented for factoring large numbers. The practical upper limit for these methods with today's computers is the factorization of integers with "special form" of around 150 digits, and of "general integers" having about 120 digits.

We shall also describe some other of the new methods, Daniel Shanks' square forms factorization SQUFOF and H. W. Lenstra's elliptic curve method, ECM.

Due to the present lively interest in this field, it is not possible at the moment to provide a complete overview of all partial results found, nor to give a good classification of all the methods used. Nevertheless, despite the risk of this text becoming obsolete quite soon, the author has attempted to classify the main methods in at least some sort of logical scheme. This will aid in finding a computational strategy for splitting large numbers into prime factors.

### Choice of Method

The choice between the various methods available is not always easy. Firstly, there are certain *special factorization methods* (or adaptations of general methods),

which are advantageous if the number to be factored has a particular mathematical form. If it has not, or if no such method is available on your computer, then one of the *general factorization methods* must be tried. These are of two kinds, namely those which find the factors of  $N$  in approximate order of magnitude, and those for which the computing time *does not depend on the size of the factors*. It is obvious that much computing time may be used up achieving little, if a method of the latter kind is applied to a large number having a small prime factor, which could easily have been detected by one of the former methods.—The more intricate details of how to choose between different methods will be discussed after we have described the most important factorization methods.

### Pollard's $(p - 1)$ -Method

J. M. Pollard's  $(p - 1)$ -method, published in [1], formalized several rules, which had been known for some time. The principle here is to use information concerning the order of some element  $a$  of the group  $M_N$  of primitive residue classes mod  $N$  to deduce properties of the factors of  $N$ . (See Appendix 1 for details of the structure of  $M_N$ !) In this method the idea employed is that if  $p - 1 | Q$  then  $p | a^Q - 1$ , if  $\text{GCD}(a, p) = 1$ . The assertion follows immediately from Fermat's Theorem A2.8 on p. 268. Since  $a^{p-1} \equiv 1 \pmod{p}$ , also  $a^Q \equiv 1 \pmod{p}$ , and thus  $p$  can be found by applying Euclid's algorithm to  $a^Q - 1 \pmod{N}$  and  $N$ .

Well, how can this observation be of any value in factoring  $N$ ? Would it not work equally well to divide  $N$  by all primes up to  $p$ , as to check if the greatest common divisor of  $a^Q - 1$  and  $N$  is  $> 1$  for all  $Q$  up to  $p - 1$ ? Yes, it would certainly be much faster to perform the trial divisions, but the point is that *if we can use only a few probable values of  $Q$* , then we may gain advantage by carrying out the other computation. It is here that Pollard's idea comes into play: suppose that  $p - 1$ , for *one of the factors  $p$  of  $N$* , happens to have a factorization *containing only small prime factors*; then if we compute  $\text{GCD}(a^Q - 1, N)$  on these comparatively rare occasions, i.e., for those integers  $Q$  which have many prime factors, we might be able to determine  $p - 1$  (or a multiple thereof) rather soon, and thus find a relatively large factor  $p$  of  $N$  with a limited amount of work.

Now, the original problem has been replaced by the problem of generating (multiples of) all integers containing only small divisors. This is actually quite easy. You could use the numbers  $Q_k = k!$ , which contain all primes  $\leq k$ , but then high powers of the small primes would be over-represented. It is better to utilize  $Q_k = p_1 p_2 \dots p_k$  with some additional factors of the small primes appended, in order not to miss such  $p - 1$  which are divisible by 4, 8, 9 or other such small prime powers. This can be achieved by multiplying  $Q$  by an extra factor  $p$  each time a power of  $p$  is passed, when multiplying by the primes  $p_k$ . This results in  $Q$  being the least common multiplier of all numbers up to the limit chosen.

To arrive at a practical algorithm, proceed as follows: First, generate a list

## POLLARD'S $(p - 1)$ -METHOD

of all primes and prime-powers up to some search limit  $B_1$ , say 100,000. For each prime square, prime cube, etc., write the corresponding prime instead of the prime power in question. Divide this list into blocks of suitable length for the fast memory of your computer, for instance let a block contain 1000 entries.

Next, choose a value of  $a$ , e.g.  $a = 13$ , and compute

$$b_{i+1} \equiv b_i^{p_i} \pmod{N}, \quad (6.1)$$

where  $p_i$  is the  $i$ th integer in your list of prime-powers. Start the sequence (6.1) with  $b_1 = a$  and check  $\text{GCD}(b_i - 1, N)$  periodically, to see whether a factor  $p$  of  $N$  has emerged, e.g. at regular intervals of 100 cycles.—Since a factor  $p$  of  $N$ , once it has been collected in  $b_i - 1$ , prevails in all the following  $(b_k - 1)$ 's, there is no need to accumulate the product of these numbers mod  $N$ , as was suggested in the first edition of this book.

How soon will Pollard's  $(p - 1)$ -algorithm determine a factor of  $N$ ? Suppose as usual that

$$N = \prod_i p_i^{\alpha_i}, \quad \text{and that} \quad p_i - 1 = \prod_j q_{ij}^{\beta_{ij}}. \quad (6.2)$$

Let the largest prime-power in the factorization of  $p_i - 1$  be  $q^\beta$ . Then the factor  $p_i$  will be obtained as soon as the computation has passed the value  $q^\beta$  in the list of prime-powers used. This means that the factor  $p_i$  of  $N$ , for which the value of  $q^\beta$  is the smallest for all the factors  $p$  of  $N$ , appears first, and occasionally very large prime factors may be rapidly detected by this method. As examples of this we refer to [2], in which the factors

$$p = 1214505\ 06296081 \text{ of } 10^{95} + 1$$

and

$$q = 267\ 00917351\ 08484737 \text{ of } 3^{136} + 1$$

are reported to have been found by the  $(p - 1)$ -algorithm. The factorizations of  $p - 1$  and  $q - 1$  are

$$p - 1 = 2^4 \cdot 5 \cdot 13 \cdot 19^2 \cdot 15773 \cdot 20509$$

$$q - 1 = 2^7 \cdot 3^2 \cdot 7^2 \cdot 17^2 \cdot 19 \cdot 569 \cdot 631 \cdot 23993.$$

Since all prime factors of  $p - 1$  and  $q - 1$  are small, this explains the success of Pollard's  $(p - 1)$ -method in these cases.—In some of the more advanced computer algebra systems Pollard's  $(p - 1)$ -method is routinely used as one of the algorithms in packages performing integer factorization.

**Remark.** Even if  $p_i - 1$  has only small *prime* factors it might still happen that  $p_i$  is not found because it contains an extremely large power, exceeding the search limit, of a small prime.—Also,  $N$  might have *several* prime factors  $p_i$ , all detectable by this method, and

it may so happen that two or more of these factors are extracted between two consecutive computations of  $\text{GCD}(Q_n, N)$ . In such a case these factors will appear multiplied together. They can be separated, in most situations, if the last values of  $Q_{100k}$  and  $b_{100k}$  have been saved. Then one can *recompute from this point on, only with more frequent use of Euclid's algorithm*. Only in the rare case when  $N$  has such special structure that several factors are found at the same value of  $i$ , is the computation a failure.

### Phase 2 of the $(p - 1)$ -Method

If no factor is found up to the search limit  $B_1$ , there is a quite efficient continuation to the  $(p - 1)$ -method. Suppose, as in (6.2) that

$$p_i - 1 = \prod_{j=1}^m q_{ij}^{\beta_{ij}} = Q \times \prod_{j=1}^{m-1} q_{ij}^{\beta_{ij}},$$

where only the largest prime factor  $Q$  in  $p_i - 1$  exceeds  $B_1$ . Instead of just raising the search limit from  $B_1$  to  $B_2$ , say, we continue as follows: Denote the result at the end of phase 1 by  $b$ . This is  $a$  raised to the product of all prime powers below  $B_1$ , reduced mod  $N$ . Let  $\{q_i\}$  be a list of all primes (in order) between  $B_1$  and  $B_2$ , starting with the largest prime just below  $B_1$ . Then, recursively, find the value of

$$b^{q_{i+1}} \quad \text{as} \quad b^{q_i} \cdot b^{q_{i+1}-q_i} \text{ mod } N, \quad (6.3)$$

and check if  $\text{GCD}(b^{q_{i+1}} - 1, N) > 1$ . Since the differences of consecutive primes are all even and remain small, it pays off to precompute a table of  $b^2, b^4, b^6, \dots, b^{\max(q_{i+1}-q_i)} \text{ mod } N$ , and use these values in the recursion. One cycle in this recursion runs a lot faster in the computer than one cycle in (6.1), so in the same amount of time the computer can check a much larger interval for  $p$  than it can during phase 1.—As a rule of thumb, a quite efficient balance between phase 1 and phase 2 is achieved, when approximately half the computing time is spent in each phase. This means, depending on the implementation, that  $B_2$  should be about 10 to 20 times larger than  $B_1$ . (The validity of this approach has also something to do with the likelihood of success during phase 2, so the mentioned rule of thumb could occasionally be misleading.)—Also the prime powers between  $B_1$  and  $B_2$  could be included in the search. In this case, as opposed to in phase 1, the prime power  $p^\alpha$  itself, rather than just  $p$ , has to be inserted in the proper place in the list of primes. This is to keep all differences between consecutive numbers in the list small.—It also pays off, during phase 2, to accumulate the product of consecutive values of  $b^{q_i} - 1 \text{ mod } N$ , and then compute the GCD of this product and  $N$  at regular intervals. This effectively reduces the cost for computing the GCD to one multiplikation mod  $N$  per cycle.

## THE $(p + 1)$ -METHOD

### The $(p + 1)$ -Method.

A variant of this method, which uses Lucas sequences instead of powers and achieves a rapid factorization if some factor  $p$  of  $N$  has a decomposition of  $p + 1$  in only small prime factors, has been implemented by Williams and is described in [2]. A problem associated with this method is to find, in an efficient manner, a quadratic non-residue such that all the conditions for a working Lucas-sequence will be met. The far from obvious solution is due to Brent and Kahan, for which we must refer the reader to Williams' paper. Using this algorithm the factor

$$p = 22597\ 40655\ 03889 \text{ of } 10^{102} + 1$$

was found. Here

$$p + 1 = 2 \cdot 5 \cdot 11 \cdot 79 \cdot 401 \cdot 7867 \cdot 8243.$$

### Pollard's rho Method

This method is also called Pollard's second factoring method. It is based on a "statistical" idea [3] and has been refined by Richard Brent [4]. The ideas involved for finding the factor  $p$  of the number  $N$  are described below:

1. Construct a sequence of integers  $\{x_i\}$  which is periodically recurrent mod  $p$ .
2. Search for the period, i.e., find  $i$  and  $j$  such that  $x_i \equiv x_j \pmod{p}$ .
3. Identify the factor  $p$  of  $N$ .

The first requirement, that of finding a periodic sequence mod  $m$ , where  $m$  is an arbitrary integer, is quite easy to fulfil. Consider any recursively defined sequence of the following type ( $s$  is assumed to be a constant, i.e. independent of  $i$ , and  $F$  is a polynomial):

$$x_i \equiv F(x_{i-1}, x_{i-2}, \dots, x_{i-s}) \pmod{m} \quad (6.4)$$

with given initial values for  $x_1, x_2, \dots, x_s$ . Then  $x_{s+1}, x_{s+2}, \dots$  can be computed successively by the formula given. However, since all the  $x_k$ 's are given mod  $m$ , there are only  $m$  different values that each  $x_k$  can take and thus there are, at most,  $m^s$  distinct sequences  $x_{i-1}, x_{i-2}, \dots, x_{i-s}$  of  $s$  consecutive numbers  $x_k$ . Thus, after at most  $m^s + 1$  steps in the recursion, two identical sequences of  $s$  consecutive numbers must have occurred. Let us call these  $x_{i-1}, x_{i-2}, \dots, x_{i-s}$  and  $x_{j-1}, x_{j-2}, \dots, x_{j-s}$ . Now, since the definition of the next  $x_k$  uses only the preceding  $s$  values  $x_{k-1}, x_{k-2}, \dots, x_{k-s}$ , it is clear that, if these sequences of values are identical for two different values of  $k$ , then the values  $x_i$  and  $x_j$ , computed from these in a similar manner will also be the same. Thus, we have two new sequences of  $s$  identical values, viz.  $x_i, x_{i-1}, \dots, x_{i+1-s}$  and  $x_j, x_{j-1}, \dots, x_{j+1-s}$  which lead to identical  $x_{i+1}$  and  $x_{j+1}$ , and so on. But this means that the sequence



$\{x_i\}$  is periodically repeated, except possibly for a part at the beginning called the aperiodic part.

As a sequel to this somewhat abstract reasoning, let us look at a simple example, the Fibonacci sequence mod 11. This sequence is defined by

$$x_i \equiv x_{i-1} + x_{i-2} \pmod{11}, \quad \text{with } x_1 \equiv x_2 \equiv 1.$$

We successively obtain the following elements of the sequence

$$1, 1, 2, 3, 5, 8, 2, 10, 1, 0, 1, 1, 2, 3, \dots \pmod{11}.$$

After 10 elements the sequence is repeated. Since this particular sequence is repeated from the very beginning, it has no aperiodic part.

We now proceed to the second step of the algorithm, the search for the period. To determine it in the most general case would require finding where a sequence of consecutive elements is repeated if the period is long. This is quite a formidable task and is ruled out by the large amount of labour involved. In the simplest case, however, where  $x_i$  is defined by means of  $x_{i-1}$  only *and by no other  $x_k$ 's*, the sequence is periodically repeated as soon as any single element  $x_j$  is the same as a previous one. Therefore, this case requires only a comparison of each new  $x_j$  with the previous  $x_i$ 's to find the period. If the period is very long (several million elements), however, it is not feasible to save all the elements and to compare them pairwise. Instead, the following technique can be used:

Suppose the periodic sequence  $\{x_i\} \pmod{m}$  has an aperiodic part of length  $a$  and a period of length  $l$ . The period will then ultimately be revealed by the test: Is  $x_{2i} \equiv x_i \pmod{m}$ ? This is called *Floyd's cycle-finding algorithm*.

**Proof.** First, if  $x_{2i} \equiv x_i \pmod{m}$  then the sequence is obviously periodic from  $x_{2i}$  onwards, possibly even earlier. Conversely, for any periodic sequence with period-length  $l$ ,  $x_j \equiv x_i \pmod{m}$  for  $j = i + kl$ ,  $k = 1, 2, 3, \dots$  and all  $i > a$  (i.e., for all elements following the aperiodic part with subscripts differing by a multiple of  $l$ ), there will eventually be an  $i$  with  $x_{2i} \equiv x_i \pmod{m}$ . The first such value of  $i$  is  $i = (l + 1)\lfloor a/l \rfloor$ . If  $a > l$ , then this search will reveal the period only after several complete periods have passed, but nevertheless the periodicity of the sequence will finally be detected.

Now, how can  $x_{2i}$  be compared with  $x_i$  without saving all  $x_i$ 's? Simply by recomputing the  $x_i$ 's in parallel with the  $x_{2i}$ 's. Suppose that  $x_{i+1} = f(x_i)$ . Then this period-finding algorithm may be described by the following computer program code:

```
x:=x1; y:=f(x1);
WHILE x<>y DO
```

## THE $(p + 1)$ -METHOD

```

BEGIN
  x:=f(x); y:=f(y); y:=f(y)
END;
{When arriving here x=y and the period is through!}

```

Finally, consider the third and last requirement of Pollard's rho method. If we have a sequence  $\{x_i\}$  that is periodic mod  $p$ , by which means can we find  $p$ , the unknown factor of  $N$ ? In the same manner as we did in the  $(p - 1)$ -method, simply by using Euclid's algorithm for finding the greatest common divisor  $d$  of  $x_{2i} - x_i$  mod  $N$  and  $N$ . Normally  $d$  will turn out to be 1, but as soon as  $x_{2i} \equiv x_i$  mod  $p$ ,  $d$  will be divisible by  $p$ .

Following these preliminaries, we are now in a position to discuss what an efficient factor searching algorithm based on these ideas ought to be like. Firstly, the sequence  $\{x_i\}$  should be very easy to calculate (especially because it must be calculated twice!). Secondly, the period length (or rather the number of steps in Floyd's cycle-finding algorithm) should be small. Thirdly, the use of Euclid's algorithm should be organized in an efficient manner, so as not to use up too much computing time in merely calculating the  $\text{GCD}(N, x_{2i} - x_i \text{ mod } N) = 1$ .

Pollard found that in a sequence  $\{x_i\}$  of random integers mod  $p$  an element is usually recurring after only about  $C\sqrt{p}$  steps. This is easy to understand if you consider the solution of the so-called *birthday problem*: How many persons need to be selected at random, in order that the probability of at least two of them having the same birthday, exceeds  $\frac{1}{2}$ ?

**Solution.** The probability that  $q$  persons all have different birthdays is

$$\left(1 - \frac{1}{365}\right) \left(1 - \frac{2}{365}\right) \left(1 - \frac{3}{365}\right) \cdots \left(1 - \frac{q-1}{365}\right)$$

This expression is  $< 0.5$  when  $q \geq 23$ .

**Generalization.** How large must  $q$  be, in order that at least two randomly chosen integers out of  $q$  will be congruent mod  $p$  with probability  $> \frac{1}{2}$ ?

Obviously this will be the case if

$$\left(1 - \frac{1}{p}\right) \left(1 - \frac{2}{p}\right) \left(1 - \frac{3}{p}\right) \cdots \left(1 - \frac{q-1}{p}\right) < \frac{1}{2}$$

The left-hand-side is

$$\approx \left(1 - \frac{q}{2p}\right)^{q-1} \approx e^{-q(q-1)/2p}.$$

## MODERN FACTORIZATION METHODS

This expression is  $\approx 0.5$ , if

$$\frac{q(q-1)}{2p} = \ln 2, \quad \text{i.e. if } q \approx \sqrt{2p \ln 2} + 0.5 \approx 1.18\sqrt{p}.$$

At this point we can describe Pollard's factor-searching algorithm. Instead of random integers  $\{x_i\}$ , we must recursively compute what is called a sequence of pseudo-random integers. The simplest choice would be to select  $x_{i+1} \equiv ax_i \pmod{p}$  for a fixed value of  $a$ . It turns out, however, that this choice does *not* produce numbers that are sufficiently random to give a short period of only  $C\sqrt{p}$  steps for  $\{x_i\}$ . The next simplest choice is to take a quadratic expression, say

$$x_{i+1} \equiv x_i^2 + a \pmod{p}. \quad (6.5)$$

It is an empirical observation that (6.5) possesses the required properties (at least if  $a$  is neither 0 nor  $-2$ ) but this has not been proved so far.

How shall we effect the search for  $p$  with Euclid's algorithm on  $x_{2i} - x_i \pmod{N}$  and  $N$  in each cycle? The trick is to accumulate the product

$$Q_i \equiv \prod_{j=1}^i (x_{2j} - x_j) \pmod{N}, \quad (6.6)$$

and apply Euclid's algorithm only occasionally, e.g. when  $i$  is a multiple of 100. In this way, the burden of using Euclid's algorithm is, in practice, reduced to one multiplication and one reduction  $\pmod{N}$  per cycle.

### A Computer Program for Pollard's rho Method

The following is an outline of a computer program for what we have so far discussed

```

PROGRAM Pollard
  (Input,Output);
  LABEL 1,2;
  VAR a,x1,x,y,Q,i,p,N : INTEGER;

  FUNCTION Euclid(a,b : INTEGER) : INTEGER;
    {Computes GCD(a,b) with Euclid's algorithm}
    VAR m,n,r : INTEGER;
    BEGIN m:=a; n:=b;
      WHILE n <> 0 DO BEGIN r:=m MOD n; m:=n; n:=r END;
      Euclid:=m
    END {Euclid};

```

## A COMPUTER PROGRAM FOR POLLARD'S RHO METHOD

BEGIN

```
1: write('Input a < 0, 2 and x1: '); read(a);
  IF a=0 THEN GOTO 2;
  read(x1); x:=x1; y:=x1; Q:=1;
  write('Input N for factorization: '); read(N);
  FOR i:=1 TO 10000 DO
    BEGIN
      x:=(x*x-a) MOD N; y:=(y*y-a) MOD N; y:=(y*y-a) MOD N;
      Q:=Q*(y-x) MOD N;
      IF i MOD 20 = 0 THEN
        BEGIN p:=Euclid(Q,N);
          IF p>1 THEN WHILE N MOD p = 0 DO
            BEGIN
              writeln('p=',p:8,' found for i=',i:4);
              N:=N DIV p;
              {Here a factor of N is found and divided out}
              IF N=1 THEN GOTO 1
            END
          END
        END;
      writeln('No factor found in 10,000 cycles');
      GOTO 1;
    END;
  2: END.
```

Note that the algorithm can fail! If  $N$  has several factors, it could happen that more than one of these is extracted between two consecutive computations using Euclid's algorithm, precisely as in the  $(p-1)$ -method. Exactly as in that case we have to save the latest values of  $Q_{100k}$ ,  $x_{100k}$  and  $x_{200k}$  and rerun the computation from this point on with a more frequent use of Euclid's algorithm. If also this fails the whole algorithm has to be rerun with a different value of  $a$ .

Note also that the above PASCAL program is only a model of what a computer code implementing Pollard's method could be! It certainly works, but only for small values of  $N$ , that is values for which  $N^2$  is less than the largest integer that can be stored in a computer word. In order to transform this model to a program of real life, you must use at least double precision arithmetic or, better still, a package for multiple precision arithmetic so that the multiplications do not cause arithmetic overflow. Moreover it is advantageous not to perform the computations of the GCD using Euclid's algorithm at equidistant points, but rather using a smaller interval at the beginning, and then successively letting this interval grow to 100 or more. This is in order not to obtain several small factors of  $N$  multiplied together at some stage.

## MODERN FACTORIZATION METHODS

Since the labour involved in obtaining a factor  $p$  is proportional to  $\sqrt{p}$ , it is essential to use Pollard's algorithm only on numbers which are known to be composite.

**Example.** Factor 91643 with  $x_{i+1} = x_i^2 - 1$ ,  $x_0 = 3$ .

$$\begin{aligned} x_1 &= 8, & x_2 &= 63, & y_1 &= 63 - 8 = 55, & \text{GCD}(55, N) &= 1, \\ x_3 &= 3968, & x_4 &\equiv 74070, & y_2 &\equiv x_4 - x_2 \equiv 74007, & \text{GCD}(74007, N) &= 1, \\ x_5 &\equiv 65061, & x_6 &\equiv 35193, & y_3 &\equiv x_6 - x_3 \equiv 31225, & \text{GCD}(31225, N) &= 1, \\ x_7 &\equiv 83746, & x_8 &\equiv 45368, & y_4 &\equiv x_8 - x_4 \equiv 62941, & \text{GCD}(62941, N) &= 113. \end{aligned}$$

Factorization of  $N$ :  $N = 113 \cdot 811$ .

Using this method, the author has found many factorizations, such as

$$\begin{aligned} 11^{23} - 6^{23} &= 5 \cdot 7345513129 \cdot 24380310477967 \\ 3^{53} + 2^{53} &= 5 \cdot 107 \cdot 24574686173 \cdot 1474296171913 \\ 6^{29} - 5^{29} &= 8212573801 \cdot 4463812400371 \\ 11^{23} + 4^{23} &= 3 \cdot 5 \cdot 47 \cdot 12172517977 \cdot 104342735227 \\ 11^{25} - 4^{25} &= 7 \cdot 22861 \cdot 2602070851 \cdot 260198475451. \end{aligned}$$

**Exercise 6.1. Pollard's rho method.** Write the necessary double precision arithmetic in order to be able to implement the PROGRAM Pollard above on your computer. Explore the possibilities of the method on some single precision integers  $N$ . Compare the running times with those of the trial division program on p. 143.

### An Algebraic Description of Pollard's rho Method

There is a fairly simple algebraic argument to show why a factor  $p$  of  $N$  is likely to be found after about  $O(\sqrt{p})$  cycles in Pollard's rho method. The argument runs as follows:

$$\begin{aligned} y_i &= x_{2i} - x_i = x_{2i-1}^2 + a - (x_{i-1}^2 + a) = x_{2i-1}^2 - x_{i-1}^2 = \\ &= (x_{2i-1} + x_{i-1})(x_{2i-1} - x_{i-1}) = \\ &= (x_{2i-1} + x_{i-1})(x_{2i-2} + x_{i-2})(x_{2i-2} - x_{i-2}) = \\ &\quad \vdots \\ &= (x_{2i-1} + x_{i-1})(x_{2i-2} + x_{i-2}) \dots (x_i + x_0)(x_i - x_0). \end{aligned} \tag{6.7}$$

## BRENT'S MODIFICATION OF POLLARD'S RHO METHOD

Thus, the factor  $y_i$ , which is included in the product  $Q_i$  for the computation of  $\text{GCD}(Q_i, N)$ , contains at least  $i + 1$  algebraic factors. How many different prime factors  $\leq p$  does a typical factor,  $x_k - x_l$ , contain? From Theorem 5.6 on p. 161 we expect the number of prime factors  $\leq G$  of a number  $N$  to be about  $\ln \ln G$ , if  $N$  is sufficiently large. Now, what can be said about the size of  $x_k - x_l$ ? The numbers  $x_k$  grow extremely fast—their *number of digits* is doubled from one  $k$  to the next because a squaring is performed in the recursion formula  $x_{k+1} = x_k^2 + a$ . Hence  $x_k$  will be of the order of magnitude  $x_0^{2^k}$ , and thus will exceed the critical limit for being “sufficiently large” in the application of Theorem 5.6 very rapidly. So we find the expected number of prime factors  $\leq G$  of  $y_i$ , which is a product of  $i + 1$  very large numbers, to be  $\approx (i + 1) \ln \ln G$ . Running Pollard's rho algorithm for  $n$  cycles, we accumulate in  $Q_n$  the primes of all the factors  $y_1, y_2, \dots, y_n$  which together can be expected to include

$$\ln \ln G \sum_{i=1}^n (i + 1) \approx 0.5n^2 \ln \ln G$$

prime factors  $\leq G$ . How far must we proceed in order to ensure that *all* primes below some factor  $p$  of  $N$  have been accumulated in  $Q_n$ ? (This limit will secure success in the search for factors, regardless of the particular value of  $p$ .) Below  $p$  there are  $\pi(p) \approx p / \ln p$  primes, and therefore  $n$  ought to be so large that, by choosing some suitable factor  $C$ ,  $C \cdot 0.5n^2 \ln \ln p$  attains the magnitude of  $\pi(p)$  (the factor  $C$  allowing for some of the primes appearing in several of the factors of  $Q_n$  as well as taking into account possible bad luck in the pseudo-random process we use for generating the small primes):

$$C \cdot 0.5n^2 \ln \ln p \approx \frac{p}{\ln p}, \quad \text{i.e.} \quad n = \text{const.} \times \left( \frac{p}{\ln p \ln \ln p} \right)^{\frac{1}{2}}. \quad (6.8)$$

Thus the order of magnitude of the number of cycles necessary to discover a factor  $p$  with Pollard's method actually emerges slightly better than  $C\sqrt{p}$ . Now, since experience seems to indicate that Pollard's method is  $C\sqrt{p}$ , and not slightly better, we therefore conclude that the factor  $C$  we introduced, is in fact not a constant, but changes very slowly with  $p$ .

This algebraic model of Pollard's method is somewhat crude, but nevertheless we shall use it later on when we study some modifications of the method, and also in discussing the very important question: *How fast can a factorization algorithm be?*

### Brent's Modification of Pollard's rho Method

The rho method of Pollard has been made about 25% faster by a modification due to Brent [4]. Pollard searched for the period of the sequence  $x_i \bmod p$  by

## MODERN FACTORIZATION METHODS

considering  $x_{2i} - x_i \bmod p$  (Floyd's cycle-finding algorithm). Instead, Brent halts  $x_i$  when  $i = 2^k$  is a power of 2 and subsequently considers  $x_j - x_{2^k} \bmod p$  for  $3 \cdot 2^{k-1} < j \leq 2^{k+1}$ . The values computed in Brent's modification are:

$x_1, x_2,$	$x_2 - x_1,$	
$x_3, x_4,$	$x_4 - x_2,$	
$x_5, x_6, x_7,$	$x_7 - x_4,$	
$x_8,$	$x_8 - x_4,$	
$x_9, x_{10}, x_{11}, x_{12}, x_{13},$	$x_{13} - x_8,$	
$x_{14},$	$x_{14} - x_8,$	
$x_{15},$	$x_{15} - x_8,$	(6.9)
$x_{16},$	$x_{16} - x_8,$	
$x_{17}, x_{18}, \dots, x_{25},$	$x_{25} - x_{16},$	
$x_{26},$	$x_{26} - x_{16},$	
$x_{27},$	$x_{27} - x_{16},$	
$x_{28},$	$x_{28} - x_{16},$	
etc.		

In this way a period of length  $l$  is discovered after fewer arithmetic operations than demanded by the original algorithm of Pollard. The saving in Brent's modification stems from not needing to compute the lower  $x_i$ 's twice as in Floyd's algorithm.

Alternatively, we could explain the economization by applying the algebraic model introduced above. Analogously to (6.7) we have

$$x_j - x_i = (x_{j-1} + x_{i-1})(x_{j-2} + x_{i-2}) \dots (x_{j-i} + x_0)(x_{j-i} - x_0). \quad (6.10)$$

The number of algebraic factors of  $x_j - x_i$  is  $i + 1$ , precisely as in the analysis of Pollard's original algorithm for  $x_{2i} - x_i$ . Since the numbers involved are very large, we know that the number of prime factors  $\leq p$  is proportional to the number of algebraic factors in  $Q_i$ . If in the course of Pollard's and Brent's algorithm we compare the number of algebraic factors arrived at versus the number of "heavy" operations performed, viz. multiplication of two numbers of size  $N$ , followed by a reduction mod  $N$ , we obtain the values given in the table on the next page. In Brent's version the efficiency is dependent upon the value of  $i$  at which  $p$  is discovered. The worst possible case is when  $i = 3 \cdot 2^{k-1} + 1$ , immediately following a long run of computing new  $x_i$ 's only and not testing for factors. The best case is when  $i = 2^{k+1}$ , when many new factors have been accumulated in  $Q_i$  with comparatively little effort. Analyzing the situation, we arrive at the figures indicated as (worst) and (best) respectively, in the table shown above. Considering the cost/efficiency

## THE POLLARD–BRENT METHOD FOR $p = 2kn + 1$

function, measured by the number of operations required in order to accumulate a certain number of factors in  $Q_i$ , we find that this function can be calculated as  $\# \text{ operations} / \sqrt{\# \text{ factors}}$ , giving the values

$$4\sqrt{2} = 5.66 \text{ for Pollard's method}$$

and a number between

$$\frac{4}{3}\sqrt{\frac{27}{2}} = 4.90 \text{ and } \frac{3}{2}\sqrt{6} = 3.67$$

for Brent's modified algorithm. This explains why Brent's modification runs approximately 25% faster (note that 75% of 5.66 is 4.24, and the mean value between 4.90 and 3.67 is 4.29).

Pollard		Brent	
# op:s	# factors	# op:s	# factors
4	2	3	2
8	5	6	5
12	9	10	10
16	14	12	15
20	20	18	24
24	27	20	33
28	35	22	42
32	44	24	51
36	54	34	68
40	65	36	85
$\vdots$	$\vdots$	$\vdots$	$\vdots$
$\vdots$	$\vdots$	$\sim \frac{4}{3}i$ (worst)	$\sim \frac{2}{27}i^2$
$4i$	$\sim \frac{1}{2}i^2$	$\frac{3}{2}i$ (best)	$\sim \frac{1}{6}i^2$

### The Pollard–Brent Method for $p = 2kn + 1$

The adaptation of this method is not as apparent as the ones we have described in chapter 5. If, however, we search for factors of the form  $p = 2kn + 1$ , then Legendre's Theorem 5.7 states that  $a^n \pm b^n$  has all its divisors of the form  $2kn + 1$ ,



apart from those originating from algebraic factors. Therefore, if we use the recursion formula

$$x_{i+1} = x_i^n + a \bmod N \quad (6.10)$$

instead of, as in the original method,  $x_{i+1} = x_i^2 + a \bmod N$ , then

$$x_i - x_j = x_{i-1}^n - x_{j-1}^n,$$

will, according to Legendre's theorem, accumulate mainly prime factors of the form  $2kn + 1$  rather than just any primes. (The other primes also sneak into the algebraic factors, but at a lower rate than they do in the original recursion formula.) This tends to reduce the number of cycles needed to discover a certain prime factor  $p$  of  $N$  by a factor of about  $\sqrt{n-1}$  as compared to the original formula. This gain should be weighed against the extra labour demanded to compute  $x^n \bmod N$  instead of  $x^2 \bmod N$ , but since the amount of work required to calculate  $x^n \bmod N$  with the power algorithm grows only logarithmically with  $n$ , the modification is often worthwhile, especially when  $n$  is large. By using the recursion formula  $x_{i+1} \equiv x_i^{1024} + 1 \bmod N$  with  $x_0 = 3$ , Brent and Pollard in 1980 managed to discover the factor

12389263 61552897 of the Fermat number  $F_8$ .

The computation took a couple of hours on a large computer [5].

### Shanks' Factoring Method SQUFOF

Another of the modern factorization methods which we shall describe is Shanks' method "square forms factorization," or SQUFOF for short. Gauss [6] was the first to apply systematically the theory of binary quadratic forms (expressions of the form  $Ax^2 + Bxy + Cy^2$ ) to find factorizations of integers. This approach has been quite successful over the years and many variations on this theme can be found in the literature. A modern account of the theory can be found in [7].—Most of the methods are very complicated, especially when they are to be administered on a computer, and not ideal for use with computers. However, around 1975 Daniel Shanks managed to construct a feasible algorithm. See [8]–[11]. Its explanation relies heavily on the theory of binary quadratic forms, which is outside the scope of this book. A detailed description of why SQUFOF works as it does, in the light of the properties of quadratic forms, is likewise given in [7].—It is, however, possible to describe SQUFOF entirely in terms of the continued fraction expansion of  $\sqrt{N}$ , and without referring to the underlying theory of quadratic forms. We are in the sequel going to make this approach. The reader who is unfamiliar with continued fractions is now advised to consult Appendix 8 for more details before reading further.

## SHANKS' FACTORING METHOD SQUFOF

Shanks' method SQUFOF makes use of the regular continued fraction expansion of  $\sqrt{N}$  in the following way: The formula

$$A_{n-1}^2 \equiv (-1)^n Q_n \pmod{N},$$

proved as formula (A8.34) on p. 342, is applied to solve Legendre's congruence  $x^2 \equiv y^2 \pmod{N}$ . All that is necessary is to expand  $\sqrt{N}$  until a *square number*  $Q_n = R^2$  is found for an *even* value of  $n$ . Then Legendre's congruence has the solution  $x \equiv A_{n-1}$ ,  $y \equiv R$  and, if this is not one of the trivial solutions, the factors  $p$  and  $q$  of  $N$  can be obtained by Euclid's algorithm applied to  $N$  and  $A_{n-1} \pm R$ . The idea of looking for a square in the continued fraction expansion of  $\sqrt{N}$  is actually an old one, but not much used before the advent of computers because of the many steps that are normally required to produce such a square.

Now, SQUFOF differs in certain details from the short description just given. The most important distinction is that the numerators  $A_i$  of the convergents  $A_i/B_i$  to the continued fraction for  $\sqrt{N}$  are *not* computed directly. This is because the continued fraction expansion itself (omitting the convergents mod  $N$  from the computation) can be effected, as demonstrated in Appendix 8, with all quantities involved  $< 2\sqrt{N}$ , whereas  $A_n \pmod{N}$  would require more than twice as many digits if the usual recursive formula  $A_s = b_s A_{s-1} + A_{s-2}$  were used. The computation of  $A_{n-1} \pmod{N}$  is replaced by another, less time-consuming strategy for finding the factor of  $N$  as soon as some  $(-1)^n Q_n = R^2$  has been obtained. This other computation has been included in the algorithm given below.

Shanks also managed to distinguish between those square  $(-1)^n Q_n$ 's which lead to the useful non-trivial solutions to Legendre's congruence and others which do not. The  $(-1)^n Q_n$ 's which may give rise to trivial solutions are stored in a list and can thereby be avoided before computing what would turn out to be only a trivial factorization of  $N$ .

Actually Shanks' algorithm is quite simple. We start by giving an example and then provide a more formalized description.

**Example.** Find the factors of  $N = 1000009$ .

Compute the regular continued fraction expansion of  $\sqrt{N}$  until, after an *even* number of steps, a *square denominator* is found, the square root of which has never previously occurred as a denominator during the computation. This will guarantee a non-trivial solution to Legendre's congruence  $A_{n-1}^2 \equiv (-1)^n Q_n \equiv R^2 \pmod{N}$ . Starting by  $\sqrt{N} = \sqrt{1000009} = 1000 + (\sqrt{N} - 1000)$ , we successively find

$$\frac{1}{\sqrt{N} - 1000} = \frac{\sqrt{N} + 1000}{9} = 222 + \frac{\sqrt{N} - 998}{9} \quad (1)$$

$$\frac{9}{\sqrt{N} - 998} = \frac{9(\sqrt{N} + 998)}{4005} = \frac{\sqrt{N} + 998}{445} = 4 + \frac{\sqrt{N} - 782}{445} \quad (2)$$

$$\frac{445}{\sqrt{N} - 782} = \frac{\sqrt{N} + 782}{873} = 2 + \frac{\sqrt{N} - 964}{873} \quad (3)$$

$$\frac{873}{\sqrt{N} - 964} = \frac{\sqrt{N} + 964}{81} = 24 + \frac{\sqrt{N} - 980}{81}. \quad (4)$$

Here the square 81 occurs. It is ruled out, however, since the denominator  $\sqrt{81} = 9$  has already appeared in step (1). Continuing the expansion, we find

$$\frac{81}{\sqrt{N} - 980} = \frac{\sqrt{N} + 980}{489} = 4 + \frac{\sqrt{N} - 976}{489} \quad (5)$$

$\vdots$

$$\frac{375}{\sqrt{N} - 997} = \frac{\sqrt{N} + 997}{16}. \quad (18)$$

Now the square 16 obtained can be used, and computing  $A_{17} \bmod N$ , we find

$$A_{17} \equiv 494881, \text{ and therefore } 494881^2 \equiv Q_{18} = 4^2 \bmod 1000009.$$

Thus,  $\text{GCD}(494777, N) = 293$  and  $\text{GCD}(494885, N) = 3413$  are factors of  $N$ . However, in order to avoid the computation of  $A_{17} \bmod N$ , Shanks calculates instead what is called the square root of the corresponding quadratic form under the law of composition. This is done simply by altering a sign in the numerator and taking the square root of the denominator, yielding  $(\sqrt{N} - 997)/4$  from  $(\sqrt{N} + 997)/16$ . Next, we expand this new number until the *coefficients in the numerators of two consecutive steps are equal*:

$$\frac{4}{\sqrt{N} - 997} = \frac{\sqrt{N} + 997}{1500} = 1 + \frac{\sqrt{N} - 503}{1500} \quad (1)$$

$$\frac{1500}{\sqrt{N} - 503} = \frac{\sqrt{N} + 503}{498} = 3 + \frac{\sqrt{N} - 991}{498} \quad (2)$$

$\vdots$

$$\frac{1410}{\sqrt{N} - 673} = \frac{\sqrt{N} + 673}{388} = 4 + \frac{\sqrt{N} - 879}{388} \quad (10)$$

$$\frac{388}{\sqrt{N} - 879} = \frac{\sqrt{N} + 879}{586} = 3 + \frac{\sqrt{N} - 879}{586}. \quad (11)$$

At this stage, in steps (10) and (11) the coefficients  $-879$  in the numerators are the same, and therefore the last denominator  $586$  or  $586/2 = 293$  is a factor of  $N$ . Thus  $N = 293 \cdot 3413$ .

Experience seems to indicate that the number of cycles required for the method is  $O(\sqrt[4]{N})$ , comparable with the number of cycles for the Pollard-Brent method in the case when  $N$  is composed of only two factors of about equal size (the difficult case within factorization). Each cycle runs faster, however, since it deals only with numbers of size approximately  $\sqrt{N}$ , while Pollard's methods work with numbers of magnitude about  $N^2$ .

Using the formulas for the continued fraction expansion of  $\sqrt{N}$  from Appendix 8, we can describe this algorithm in the following way:

$$\text{Let } P_0 = 0, \quad Q_0 = 1, \quad Q_1 = N - P_1^2,$$

$$q_i = \left\lfloor \frac{\sqrt{N} + P_i}{Q_i} \right\rfloor, \quad P_{i+1} = q_i Q_i - P_i, \quad Q_{i+1} = Q_{i-1} + (P_i - P_{i+1})q_i. \quad (6.11)$$

If any  $Q_i$  is  $< 2\sqrt{2\sqrt{N}}$ , it is stored in a list. This list will contain all numbers which are useless for the factorization of  $N$  (as well as some others). Continue until some  $Q_{2i} = R^2$ . Then compare with the list:

1. If  $R$  (or  $R/2$ , if  $R$  is even) is included in the list, then continue the expansion.
2. Otherwise, a useful square has been found. In the expansion of  $\sqrt{N}$ , the expression now arrived at is

$$q_{2i} = \left\lfloor \frac{\sqrt{N} + P_{2i}}{Q_{2i}} \right\rfloor = \left\lfloor \frac{\sqrt{N} + P_{2i}}{R^2} \right\rfloor. \quad (6.12)$$

Next, continue by expanding the number  $(\sqrt{N} - P_{2i})/R$ . This is achieved by simply taking

$$P'_0 = -P_{2i}, \quad Q'_0 = R, \quad Q'_1 = \frac{N - P_1'^2}{R}, \quad (6.13)$$

and using the same formulas for the recursion as above. Continue the expansion of this new number until some  $P_{j+1} = P_j$ . This will occur after about half the number of cycles required to find the square  $Q_{2i} = R^2$ . (In fact, by utilizing composition of quadratic forms, this second part of the computation could be performed in a logarithmic number of steps and could thus be programmed to take very little time compared with the first part of the computation, that of finding a square  $(-1)^n Q_n$ . However, we shall not elaborate on this here.) Then, finally  $Q_j$  (or  $Q_j/2$  if  $Q_j$  is even) is a factor of  $N$ .

## MODERN FACTORIZATION METHODS

### A Computer Program for SQUFOF

A PASCAL program for Shanks' algorithm SQUFOF is given below:

```
PROGRAM SQUFOF
(Input,Output);
{Factorizes  $N < 10^{20}$  by Shanks' Square Forms Factorization
method. Computer arithmetic allowing integers up to  $2^{35}$ 
is used. Warning: Make sure  $N$  is composite, otherwise the
list could extend outside the specified index bounds! Be
sure  $N$  is not a square!}

LABEL 1,2,3,4,5,6;
TYPE vector=ARRAY[0..30] OF INTEGER;
VAR List : vector;
    c,c2,sq,d,a,b,z,z1,z2,sq2sqN,Q,Q0,Q1,Q2,P1,P2,
    i,j,k,ks,u,r,w,s1,s2 : INTEGER;

PROCEDURE isqrtd(a,b : INTEGER; VAR sq,d : INTEGER);
{Computes  $n=10^{10}a+b$ ,  $sq:=\text{trunc}(\sqrt{n})$ ,  $d:=n-sq^2$ }
LABEL 1,2;
VAR c,c2,n,r,r1,r2,s,s1,s2,z,sw : INTEGER;
    rn,rsq,w,rs1,rs2 : REAL;
BEGIN
    c:=100000; c2:=100000000000; sw:=0;
    rn:=1E10*a+b; rsq:=sqrt(rn); r:=trunc(rsq);
    {r is a first approximation to sqrt(n)}
1: r1:=r DIV c; r2:=r MOD c; { $r=10^5r1+r2$ }
    z:=2*r1*r2; s1:=a-r1*r1- z DIV c;
    s2:=b-r2*r2-(z MOD c)*c;
    {Here  $d=n-r^2$  has been computed as  $10^{10}s1+s2$ }
    IF sw=1 THEN GOTO 2 {d was <0 previously!};
    z:=2*r; rs1:=s1; rs2:=s2; w:=rs1*1E10+rs2;
    s:=trunc(w/z);
    {Here the correction  $s=(n-r^2)/(2r)$  has been computed}
    IF s <> 0 THEN BEGIN r:=r+s; GOTO 1 END;
2: d:=s1*c2+s2;
    IF d<0 THEN BEGIN r:=r-1; sw:=1; GOTO 1 END;
    sq:=r;
END {isqrtd};

BEGIN c:=100000; c2:=100000000000;
1: write('Input N =  $10^{10}a+b$  as two integers a, b: ');
```

# A COMPUTER PROGRAM FOR SQUFOF

```

read(a); IF a<0 THEN GOTO 6; read(b);
isqrtd(a,b,sq,d); IF d=0 THEN
  BEGIN writeln('N is the square of',sq;11); GOTO 1 END;
z:=2*sq; IF d>=sq THEN z:=z+1 {trunc(2*sqrt(N))};
sq2sqN:=trunc(sqrt(z)) {sqrt(2*sqrt(N))};
List[0]:=1; Q0:=1; P1:=sq; Q1:=d;
{Here all initial values are set for the continued
  fraction expansion}
FOR i:=1 TO 10000000 DO
  BEGIN {Continued fraction expansion starts}
    IF i MOD 50000=0 THEN writeln(i:8,' cycles passed');
    Q:=(sq+P1) DIV Q1; P2:=Q*Q1-P1; Q2:=Q0+Q*(P1-P2);
    u:=Q1; IF NOT odd(u) THEN u:=u DIV 2;
    Q0:=Q1; Q1:=Q2; P1:=P2;
    IF (u < sq2sqN) AND (u > 1) THEN
      BEGIN List[List[0]]:=u; List[0]:=List[0]+1 END;
      {Here a small denominator is put in the list}
    IF odd(i) THEN
      BEGIN
        IF Q1 MOD 4 > 1 THEN GOTO 3 {No square, goto next i};
        r:=trunc(sqrt(Q1)); IF Q1=r*r THEN {A square!}
          BEGIN ks:=List[0]-1; FOR k:=1 TO ks DO
            IF r=List[k] THEN GOTO 3 {Square of no use, next i};
            IF r > 1 THEN GOTO 4 ELSE
              BEGIN
                write('The period has been searched (i=',i:7);
                writeln(') without finding any useful form');
                GOTO 1
              END
            END
          END;
        3: END;
        4: writeln('Number of steps to find a square was',i:8);
        writeln('Number of elements in the list is',List[0]-1:3);

        {Here the computation of the square root of the
          square quadratic form found is started}
        z:=sq-(sq-P1) MOD r; z1:=z DIV c; z2:=z MOD c;
        {z=z1*10^5+z2 for the computation of (n-z^2)/r}
        w:=2*z1*z2; s1:=a-z1*z1-w DIV c; s2:=b-z2*z2-(w MOD c)*c;
        5: IF s2<0 THEN
          BEGIN s2:=s2+c2; s1:=s1-1; GOTO 5 END;
          Q0:=r; P1:=z; z:=s1*c+s2 DIV c;

```

## MODERN FACTORIZATION METHODS

```

Q1:=(z DIV r)*c+((z MOD r)*c+s2 MOD c)DIV r;
FOR j:=1 TO 5000000 DO
  BEGIN {Here the expansion of the second form starts}
    Q:=(sq+P1) DIV Q1; P2:=Q*Q1-P1;
    Q2:=Q0+Q*(P1-P2); Q0:=Q1;
    u:=P1; P1:=P2; Q1:=Q2; IF u=P2 THEN
      BEGIN
        IF NOT odd(Q0) THEN Q0:=Q0 DIV 2;
        writeln('Factor=',Q0:11); GOTO 1
      END;
    END;
  6: END.

```

Please note that this program will operate only on a computer with a word length of at least 36 bits (or having an equivalent integer arithmetic). If your computer has a word length of  $s$  bits, then it will be convenient to use the largest power of 100 below  $2^{s-2}$  as the constant  $c2$ , and the square root of this number as  $c$  in the program. The tricky part of the programming is at the very beginning and also at the start of the second part of the computation, where the square root of the quadratic form is taken. In these two places occasionally double precision arithmetic must be used. In the computer's hardware language there are normally certain operations which would be of use to us, such as division of a two word integer by a one word integer, giving a full quotient and remainder. Unfortunately, however, these devices are not easily accessible from high level languages such as PASCAL, so we have to circumvent the problem of arithmetic overflow during this part of the computation.—Rather than using a preprogrammed package for this, it is shown above how it can be done in a reasonably simple manner. Nevertheless, a better solution for a calculation, involving more extensive double precision computations would undoubtedly have been to use a double precision integer arithmetic package such as the one described in Appendix 7.

**Exercise 6.2. SQUFOF.** Modify the PROGRAM SQUFOF above as to operate on your computer. This effort may be your easiest way of achieving a reasonably fast computer program for factorization of nearly double precision integers.—During the running-in phase of the program you might want to temporarily change the periodic printouts at each 50000th cycle to more frequent and more informative messages. Try your program on some of the numbers in the factor tables at the end of the book. Be careful to feed the program with *composite* numbers only, otherwise the ARRAY List may run out of bounds!

As has already been mentioned, the number of cycles in SQUFOF seems to be  $< C\sqrt[4]{N}$ . In some cases, however, the number of cycles is considerably smaller than this bound, so the computing time varies considerably for numbers  $N$  of approximately the same size. Thus, it is actually worth applying SQUFOF simultaneously to e.g. the numbers  $N$  and  $2N$  or to  $N$  and  $3N$ , because the probability of

## COMPARISON BETWEEN POLLARD'S RHO METHOD AND SQUFOF

finding a square  $Q_{2i}$  early increases considerably when two expansions are available. The average benefit is not very great, but the trick helps to avoid the very long computer runs that may occur when the running time for  $N$  is large.—Besides, this strategy can prevent us from getting stranded on values of  $N$  for which the continued fraction expansion of  $\sqrt{N}$  has so short a period that no useful square  $(-1)^n Q_n$  occurs at all!

### Comparison Between Pollard's rho Method and SQUFOF

Pollard's rho method requires approximately  $C\sqrt{p}$  cycles to find a factor  $p$  of  $N$ , while SQUFOF needs about  $C_1\sqrt[4]{N}$  cycles. Now, since the smallest factor  $p$  of  $N$  is  $< \sqrt{N}$ , the number of cycles in the rho method will in general be smaller than in SQUFOF *unless  $N$  is the product of two primes of about equal size*.—On the other hand, the rho method uses in each cycle 8 heavy operations (multiplications or divisions) performed on numbers of the size of about  $N^2$ , while SQUFOF demands 9 arithmetic operations +  $\frac{1}{3}$  square root extraction per cycle (or even fewer if the rejection of non-squares is effected by seeking quadratic non-residues of some small primes and the square-root extracted only when this fails), which in total equals about 15 simple arithmetic operations per cycle. However, these are performed *on numbers of size  $< 2\sqrt{N}$* . (As shown above, in SQUFOF only the computation of the numbers  $P_1 = \lfloor \sqrt{N} \rfloor$ ,  $Q_1 = N - P_1^2$  and  $Q'_1 = (N - P_{2i}^2)/R$  involve arithmetic operations on numbers  $> 2\sqrt{N}$ .) Since the labour of multiplying or dividing large numbers normally increases with the square of the length of the numbers involved, this means that one cycle of SQUFOF is roughly about 10 times as fast as one cycle in the rho method. This factor can sometimes be much larger. For instance, if SQUFOF, due to the small size of  $N$ , can be programmed to use directly the computer's hardware arithmetic, while Pollard's rho method is restricted to using a pre-programmed multiple precision arithmetic package—quite a common situation—then the speed factor can easily exceed 100 or more per cycle.

### Morrison and Brillhart's Continued Fraction Method CFRAC

Morrison and Brillhart's method is one of the most efficient *general* factorization methods which has been put to extensive use on computers. It was the first method of subexponential running time, which means that if the running time to factor  $N$  is written as  $N^\alpha$ , then  $\alpha$  (slowly) decreases as  $N$  increases. During the 1970's it was the principal method used to factor large integers, having no particular mathematical form to favor some other method. One of the ideas behind the algorithm [12] is to find a non-trivial solution to the congruence  $x^2 \equiv y^2 \pmod{N}$  and then compute a factor  $p$  of  $N$  by means of Euclid's algorithm applied to  $(x + y, N)$ . The technique of finding solutions to  $x^2 \equiv y^2 \pmod{N}$  is inspired both



by Legendre's factorization method, from which the idea of finding small quadratic residues from the continued fraction expansion of  $\sqrt{N}$  is taken, and by an idea of Maurice Kraitchik in which known residues are combined to form new ones, *in our case squares*. Historically the situation is much the same for this method as for Pollard's  $(p-1)$ -method—the underlying ideas have been known for quite a long time and have occasionally been applied to specific cases, in particular by D. H. Lehmer, R. E. Powers [13] and Kraitchik [14]. The current version of the method is, however, due to Morrison and Brillhart, who have systematically explored the potentials of these ideas and have constructed a good algorithm. We shall now give a brief description of this algorithm.

First, part of the regular continued fraction expansion of  $\sqrt{N}$  is computed, just as in Legendre's or Shanks' methods. The notations and formulas usually employed are listed in the second half of Appendix 8. Let us just mention here the two most important formulas, one of which is (A8.31) on p. 341:

$$A_{n-1}^2 - NB_{n-1}^2 = (-1)^n Q_n, \quad (6.14)$$

immediately giving (A8.34):

$$A_{n-1}^2 \equiv (-1)^n Q_n \pmod{N}. \quad (6.15)$$

The calculation of the expansion is not quite as fast as in SQUFOF, since Shanks uses *only* the quantities  $P_n$  and  $Q_n$ , while CFRAC requires in addition  $A_{n-1} \pmod{N}$ , the numerator of the  $(n-1)$ th convergent  $A_{n-1}/B_{n-1}$  of the continued fraction for  $\sqrt{N}$ . However, while Shanks' algorithm involves *waiting until a perfect square shows up* among the  $(-1)^n Q_n$ , Morrison and Brillhart try to form *combinations which yield a square by multiplying together some of the quadratic residues generated*, and thereby may find a square with far fewer cycles than SQUFOF.

### The Factor Base

The great improvement introduced in CFRAC consists of the way of producing a combination of the quadratic residues found which is a square. Just as in Gauss' factorization method, an upper bound  $p_m$  is set on the small prime factors used and the  $Q_i$ 's are searched for prime factors  $\leq p_m$ . The prime factorizations of those  $Q_i$ 's which are completely factored in this way are retained, while the other  $Q_i$ 's are rejected as soon as  $p_m$  is reached without  $Q_i$  having been completely factored. In order to render the method slightly more efficient and not discard any easily factored  $Q_i$ 's, those factorizations are also kept for which the cofactor of  $Q_i$  after reaching the search limit  $p_m$  is larger than the search limit, but  $< p_m^2$ , in which case the cofactor must be a prime. The  $m$  primes  $p_1, p_2, p_3, \dots, p_m$  form that is called the *factor base*. The occasionally occurring larger prime factors of the  $Q_i$ 's are called "large primes." The number of *all* primes (below  $p_m^2$ ) occurring in these factorizations is denoted by  $S$ .

## THE FACTOR BASE

The limitation of CFRAC lies in the huge number of trials that must be carried out before a sufficient number of completely factored  $Q_i$ 's can be collected. However, on a supercomputer possessing array processors one  $Q_i$  could be divided by 64 primes (or whatever the number of possible operations running in parallel might be) in the same operation, thus gaining a considerable speed factor over an ordinary computer.

For all the odd primes  $p_i$  in the above factorizations, the value of Legendre's symbol  $(N/p_i) = 1$  (or, possibly,  $(N/p_i) = 0$  which occurs when  $p_i|N$ , a case which, however, should be tested for and excluded at the start) because if  $p_i|Q_n$ , then  $A_{n-1}^2 - NB_{n-1}^2 \equiv 0 \pmod{p_i}$ , and therefore  $N \equiv (A_{n-1}/B_{n-1})^2$  is a square mod  $p_i$ . Thus the primes in the factor base have about half the density of all primes. (Please note that  $p_i$  in this reasoning *does not* denote the  $i$ th prime!) Hence the value of  $S$ , the number of all primes found during these factorizations, is  $\approx \pi(p_m)/2 +$  the number of those primes between  $p_m$  and  $p_m^2$  which happen to show up as factors.

The factorizations discovered are stored in the form of binary vectors  $\Gamma$  with  $S + 1$  components  $(\gamma_0, \gamma_1, \gamma_2, \dots, \gamma_m, \dots, \gamma_S)$ , each element having the value 0 or 1. If the standard factorization of

$$(-1)^n Q_n = (-1)^{\alpha_0} \prod_{i=1}^S p_i^{\alpha_i},$$

then

$$\gamma_i \equiv \alpha_i \pmod{2}. \quad (6.16)$$

This means that it is really information about the *square-free part*  $\prod p_i^{\gamma_i}$  of  $Q_n$  which is saved by storing the exponents  $\gamma_i$  *rather than the complete factorizations!*

The next step in the algorithm is to search for square combinations of the now completely factorized  $Q_i$ 's. A square combination

$$(-1)^{n_1} Q_{n_1} (-1)^{n_2} Q_{n_2} \dots (-1)^{n_k} Q_{n_k} = (-1)^\gamma \prod_{i=1}^S p_i^{\sum_v \gamma_{iv}}$$

is produced if *all the exponents  $\gamma$  and  $\sum \gamma_{iv}$  are even*. In order to find such a combination of the  $Q_i$ 's, first generate  $S + 1$  complete prime factorizations and then perform Gaussian elimination mod 2 on the  $(S + 1) \times (S + 1)$ -matrix whose rows are the vectors  $\Gamma_v$ . Even if this matrix *could*, in theory be non-singular, it is usual for a number of sets of linearly dependent rows to be discovered during the Gaussian elimination. Experience shows, that if  $S$  is large then a set of linearly dependent rows often is discovered already when the number of rows is only about 80–90% of  $S$ . If the matrix happens to be non-singular, then more  $Q_i$ 's have to be found and factored.—Remember that a linear combination of binary vectors mod 2 is just a sum mod 2 of some of the vectors! Each of these sums leads to

## MODERN FACTORIZATION METHODS

a factorization (trivial or non-trivial) of  $N$ . Experience has shown that about 5 or 6 such linear dependencies are generally enough to find a factorization, but nevertheless there have been examples reported of numbers defying factorization after as many as 25 square combinations have been found!

Before delving more deeply into the theoretical details of this method, let us consider

### An Example of a Factorization with CFRAC

Let us take  $N = 12007001$  (the same example as for Gauss' method). We choose the factor base 2, 5, 23, 31 (comprising the small quadratic residues of  $N$ , found by computing the value of Legendre's symbol  $(N/p)$  for all  $p \leq p_m = 31$ , with the upper bound used on the primes being  $u_m = 97$ ). The continued fraction expansion of  $\sqrt{N}$  and the subsequent factorization of the  $Q_n$ 's found results in the following values of the vectors  $\Gamma$ :

$n$	$(-1)^n Q_n$	-1	2	5	23	31	97	59	71
1	$-2^3 \cdot 97$	1	1	0	0	0	1		
3	$-5 \cdot 97$	1	0	1	0	0	1		
6	$2^3 \cdot 5$	0	1	1	0	0	0		
10	$5^2 \cdot 59$	0	0	0	0	0	0	1	
12	$2^4 \cdot 71$	0	0	0	0	0	0	0	1
18	$2^4 \cdot 5^2$	0	0	0	0	0	0	0	0

Here we arrive at a square,  $2^4 \cdot 5^2$ . We need to test whether  $A_{17}^2 \not\equiv 20^2 \pmod{N}$ , which would lead to a non-trivial solution of Legendre's congruence! However,  $A_{17} \equiv 20 \pmod{N}$ , so that this square fails to factor  $N$ , just as it does with SQUFOF! Therefore we continue the expansion:

$n$	$(-1)^n Q_n$	-1	2	5	23	31	97	59	71	61
21	$-2^4 \cdot 61$	1	0	0	0	0	0	0	0	1
24	$2^3 \cdot 5 \cdot 59$	0	1	1	0	0	0	1	0	0
26	$2^3 \cdot 5 \cdot 71$	0	1	1	0	0	0	0	1	0
27	$-5 \cdot 31$	1	0	1	0	1	0	0	0	0
28	$2^{11}$	0	1	0	0	0	0	0	0	0

At this point we have 10 vectors  $\Gamma$  (discarding the useless row for  $n = 18$ ) and 9 primes in the set, so that there is some chance of a square combination being found. Please note that it is not essential to have a *square* matrix at this stage!

## AN EXAMPLE OF A FACTORIZATION WITH CFRAC

The Gaussian elimination is performed by systematically adding two rows mod 2 at a time, thereby creating zeros in the lower triangular part of the matrix. This is achieved by adding together mod 2 rows having their left-most ONes in the same column. In order to keep track of the additions carried out we extend the vectors to the right by means of rows of a unit matrix, and operate also on these mod 2 when adding the first parts of the rows  $\Gamma$ .—For the sake of brevity in this pencil-and-paper example, we can, for the moment, discard the *columns* below the primes 23, 31 and 61, since at least *two* rows with  $\gamma_i = 1$  must occur before the prime  $p_i$  can enter into a square combination! This also eliminates the *rows* for which  $n = 21$  and  $n = 27$ . Thus we start with the matrix

$n$	-1	2	5	97	59	71										
1	1	1	0	1	0	0	0	1	0	0	0	0	0	0	0	0
3	1	0	1	1	0	0	0	0	1	0	0	0	0	0	0	0
6	0	1	1	0	0	0	0	0	0	1	0	0	0	0	0	0
10	0	0	0	0	0	1	0	0	0	0	1	0	0	0	0	0
12	0	0	0	0	0	0	1	0	0	0	0	1	0	0	0	0
24	0	1	1	0	1	0	0	0	0	0	0	0	1	0	0	0
26	0	1	1	0	0	1	0	0	0	0	0	0	0	1	0	0
28	0	1	0	0	0	0	0	0	0	0	0	0	0	0	0	1

The first step in the Gaussian elimination is to replace row 2 by row 1 + row 2 mod 2:

$$\text{New row 2: } 0 \ 1 \ 1 \ 0 \ 0 \ 0 \mid 1 \ 1 \ 0 \ 0 \ 0 \ 0 \ 0$$

Next, replace row 3 by new row 2 + row 3:

$$\text{New row 3: } 0 \ 0 \ 0 \ 0 \ 0 \ 0 \mid 1 \ 1 \ 1 \ 0 \ 0 \ 0 \ 0.$$

Only zeros result! A square combination has been found! The corresponding row of the unit matrix tells us that it is the sum of the first, second and third rows which produced this result. We therefore form

$$A_0^2 A_2^2 A_3^2 \equiv (-Q_1)(-Q_3)Q_6 = 2^6 \cdot 5^2 \cdot 97^2 \pmod{N},$$

having the solutions  $A_0 A_2 A_5 \equiv \pm 2^3 \cdot 5 \cdot 97$ . However, as  $A_0 A_2 A_5 = 3465 \cdot 31186 \cdot 2228067 \equiv 3880 \pmod{N}$  and  $2^3 \cdot 5 \cdot 97$  is also  $\equiv 3880 \pmod{N}$  this square combination fails to factor  $N$  and we must resume the elimination. Since the linear combination in which row 3 is involved is useless, we discard it together with the corresponding 3rd column of the unit matrix and continue the elimination process. We have now arrived at

# MODERN FACTORIZATION METHODS

$n$	-1	2	5	97	59	71	
1	1	1	0	1	0	0	1 0 0 0 0 0 0
3	0	1	1	0	0	0	1 1 0 0 0 0 0
10	0	0	0	0	1	0	0 0 1 0 0 0 0
12	0	0	0	0	0	1	0 0 0 1 0 0 0
24	0	1	1	0	1	0	0 0 0 0 1 0 0
26	0	1	1	0	0	1	0 0 0 0 0 1 0
28	0	1	0	0	0	0	0 0 0 0 0 0 1

We successively obtain:

$$\text{New row 5: } 000010 | 1100100$$

$$\text{New row 6: } 000001 | 1100010$$

$$\text{New row 7: } 001000 | 1100001$$

Now, new row 5 is identical to row 3, so that the sum of these mod 2 produces zeros:

$$000000 | 1110100.$$

The unit matrix part tells us which rows are involved in the square combination now detected. Hence, we compute

$$A_0 A_2 A_9 A_{23} \equiv \pm \sqrt{Q_1 Q_3 Q_{10} Q_{24}} \pmod{N},$$

and find  $A_0 A_2 A_9 A_{23} \equiv 3465 \cdot 31186 \cdot 668093 \cdot 7209052 \equiv 1144600 \pmod{N}$  and  $\sqrt{Q_1 Q_3 Q_{10} Q_{24}} = 2^3 \cdot 5^2 \cdot 59 \cdot 97 = 1144600$ . Once again, the square combination found does not factor  $N$ . However, adding together the remaining two identical rows, namely row 4 and the new row 6 yields

$$000000 | 1101010,$$

corresponding to

$$A_0^2 A_2^2 A_{11}^2 A_{25}^2 \equiv Q_1 Q_3 Q_{12} Q_{26} = 2^{10} \cdot 5^2 \cdot 71^2 \cdot 97^2 \pmod{N}.$$

This time we find  $1101920 \equiv \pm 1101920 \pmod{N}$ . Again no factorization has been achieved! Therefore we continue the elimination! Now, using pencil and paper once more we remove the two useless new combinations (new rows 5 and 6) and are left with

# AN EXAMPLE OF A FACTORIZATION WITH CFRAC

$n$	-1	2	5	97	59	71	
1	1	1	0	1	0	0	1 0 0 0
3	0	1	1	0	0	0	1 1 0 0
10	0	0	0	0	1	0	0 0 1 0
28	0	1	0	0	0	0	0 0 0 1

Now, since the prime 59 occurs once only, row 3 cannot enter a zero sum. Thus, discarding row 3 and replacing row 4 by row 2 + row 4 leads to

$n$	-1	2	5	97
1	1	1	0	1
3	0	1	1	0
28	0	0	1	0

which has no zero combinations (because the determinant of its leading  $3 \times 3$ -matrix has the value 1 mod 2, and hence is non-singular).

In this unhappy situation we must return, expand more of  $\sqrt{N}$  and factor more  $Q_i$ 's and start the elimination process all over again from the beginning (provided some new small primes can be included below the factor limit as a result of having factored further  $Q_i$ 's). We find that the following  $Q_i$ 's possess only small prime factors:

$n$	$(-1)^n Q_n$	-1	2	5	23	31	97	59	71	61
30	$2^5 \cdot 5^3$	0	1	1	0	0	0	0	0	0
32	$31 \cdot 61$	0	0	0	0	1	0	0	0	1
33	$-2^3 \cdot 5 \cdot 61$	1	1	1	0	0	0	0	0	1
34	$31 \cdot 97$	0	0	0	0	1	1	0	0	0
36	$2^4 \cdot 59$	0	0	0	0	0	0	1	0	0
38	$5^2 \cdot 71$	0	0	0	0	0	0	0	1	0
39	$-2^3 \cdot 31$	1	1	0	0	1	0	0	0	0
41	$-31 \cdot 71$	1	0	0	0	1	0	0	1	0
45	$-5^2 \cdot 61$	1	0	0	0	0	0	0	0	1

By preliminary verification we observe that the easily obtained squares

$$A_{20}^2 A_{24}^2 \equiv (\pm 2^2 \cdot 5 \cdot 61)^2, \quad A_9^2 A_{35}^2 \equiv (\pm 2^2 \cdot 5 \cdot 59)^2,$$

$$A_5^2 A_{29}^2 \equiv (\pm 2^4 \cdot 5^2)^2, \quad A_{11}^2 A_{37}^2 \equiv (\pm 2^2 \cdot 5 \cdot 71)^2 \pmod{N}$$

all fail to factor  $N$ . Still working with pencil and paper, we discard the useless rows for  $n = 30, 36, 38$  and  $45$ . (In a computer program, these rows would in

## MODERN FACTORIZATION METHODS

fact be included in the process of elimination, leading to the discovery of trivial factorizations as soon as the corresponding square combinations were found.) This time, the elimination proceeds from

$n$	$(-1)^n Q_n$	-1	2	5	23	31	97	59	71	61
1	$-2^3 \cdot 97$	1	1	0	0	0	1	0	0	0
3	$-5 \cdot 97$	1	0	1	0	0	1	0	0	0
10	$5^2 \cdot 59$	0	0	0	0	0	0	1	0	0
12	$2^4 \cdot 71$	0	0	0	0	0	0	0	1	0
24	$2^3 \cdot 5 \cdot 59$	0	1	1	0	0	0	1	0	0
26	$2^3 \cdot 5 \cdot 71$	0	1	1	0	0	0	0	1	0
28	$2^{11}$	0	1	0	0	0	0	0	0	0
32	$31 \cdot 61$	0	0	0	0	1	0	0	0	1
33	$-2^3 \cdot 5 \cdot 61$	1	1	1	0	0	0	0	0	1
34	$31 \cdot 97$	0	0	0	0	1	1	0	0	0
39	$-2^3 \cdot 31$	1	1	0	0	1	0	0	0	0
41	$-31 \cdot 71$	1	0	0	0	1	0	0	1	0

Performing the Gaussian elimination mod 2, we find the following square combination:

$$A_0^2 A_{11}^2 A_{27}^2 A_{33}^2 A_{40}^2 \equiv 9815310^2 \equiv (\pm 2^9 \cdot 31 \cdot 71 \cdot 97)^2 \equiv (\pm 1247455)^2,$$

which, finally, leads to a non-trivial solution of Legendre's congruence and thus Euclid's algorithm yields  $\text{GCD}(12007001, 9815310 - 1247455) = 3001$  whereby  $N$  is finally factorized.

### Further Details of CFRAC

Even if unrealistically small, the above example does illustrate fairly well the various situations that can arise in the application of Morrison and Brillhart's version of the continued fraction factorization method. We wish only to add certain details which were not expressly stated in the example. One of these concerns the computation of the square root of  $Q_{i_1} Q_{i_2} \dots Q_{i_r} \bmod N$ . Since there is no known efficient algorithm for computing square roots modulo a *composite* number  $N$  without first factorizing  $N$ , the square root must be computed first, followed by the reduction mod  $N$ . If the  $Q_i$ 's were stored in their *factored* form the computation would be simple, since the number  $\alpha_i$  of factors of the prime  $p_i$  could then be counted and the product  $\prod p_i^{\alpha_i/2} \bmod N$  formed successively with all primes  $p_i$  participating in the square combination under consideration. However, since the binary vectors contain no information on the *multiple* prime factors of the  $Q_i$ 's we would have to, at least partially, refactor the  $Q_i$ 's a second time which would

## FURTHER DETAILS OF CFRAC

require much computer time, and so it would be convenient if some other method could be devised to effect this computation. (Of course, the straightforward way would be to first multiply together all the factors  $Q_i$  and then extract the square root, but since the product would be a very large number, this approach is highly impractical!) An elegant algorithm to solve this problem is presented on p. 190 in Morrison and Brillhart's paper [12]. The idea is to successively accumulate the product of the  $Q_i$ 's but, before involving a factor  $Q_s$ , to check by means of Euclid's algorithm whether  $Q_s$  has some factor  $X$  in common with the product so far accumulated. Suppose that we have arrived at the product  $Q$  and are about to include the factor  $Q_s$ . Then if  $\text{GCD}(Q, Q_s) = X$ , instead of forming  $QQ_s$ , calculate  $(Q/X) \times (Q_s/X)$ , thereby reducing the size of  $QQ_s$ . The factor  $X$  is accumulated in what will eventually be the square root mod  $N$  we are seeking. Let us demonstrate this technique on the above case, where we had to compute the square root of

$$\begin{aligned} Q_1 Q_{12} Q_{23} Q_{34} Q_{41} \bmod N &\equiv \\ &\equiv 776 \cdot 1136 \cdot 2048 \cdot 3007 \cdot 2201 \bmod 12007001. \end{aligned}$$

Denoting the accumulated product by  $Q$  and the accumulated square root mod  $N$  by  $\sqrt{R}$ , we have

$$Q = 1, \quad \sqrt{R} = 1.$$

$$\text{GCD}(776, 1136) = 8, \quad Q = \frac{776}{8} \cdot \frac{1136}{8} = 13774, \quad \sqrt{R} = 8.$$

$$\text{GCD}(13774, 2048) = 2, \quad Q = \frac{13774}{2} \cdot \frac{2048}{2} = 7052288, \quad \sqrt{R} = 8 \cdot 2 = 16.$$

$$\text{GCD}(7052288, 3007) = 97, \quad Q = \frac{7052288}{97} \cdot \frac{3007}{97} = 2253824,$$

$$\sqrt{R} = 16 \cdot 97 = 1552.$$

$$\text{GCD}(2253824, 2201) = 2201, \quad Q = \frac{2253824}{2201} \cdot \frac{2201}{2201} = 1024,$$

$$\sqrt{R} = 1552 \cdot 2201 = 3415952.$$

In this way only the square root of the final product  $Q = 1024$  needs to be computed and this square root is accumulated in  $\sqrt{R}$ :

$$\sqrt{1024} = 32 \text{ and } \sqrt{R} \equiv 3415952 \cdot 32 \bmod N \equiv 1247455 \bmod 12007001.$$

Another technical detail, which we wish to remark on here, involves the Gaussian elimination. Since subsequent columns of the matrix contain the less



common prime divisors of the  $Q_n$ 's and thus fewer ONEs, the entire process of elimination runs faster if, contrary to customary practice, the elimination of ONEs is started at the *right-most column and is run from right to left*.

A third detail we include here concerns how to proceed in case the period of the continued fraction expansion of  $\sqrt{N}$  is too short to supply enough easily factorized quadratic residues. This problem can be countered just as in the other versions of the continued fraction method: Expand  $\sqrt{kN}$  instead of  $\sqrt{N}$ , for some suitably chosen integer  $k$ .—In this situation, of course, the reductions are still performed mod  $N$ , and not mod  $kN$ .

For the following reason the value of  $k$  chosen will influence the primes which go into the factor base: (5.42) with  $kN$  instead of  $N$  gives

$$A_{n-1}^2 - kN B_{n-1}^2 = (-1)^n Q_n. \quad (6.17)$$

Assuming that  $p|Q_n$ , then  $kN \equiv (A_{n-1}/B_{n-1})^2 \pmod{p}$ , and  $kN$  is a quadratic residue of  $p$ . Thus the factor base will consist of those (small) primes  $p$  for which  $(kN/p) = +1$ . Also the prime factors of  $k$  and the prime 2 occur in the factor base and thus have to be included. Manipulating with  $k$  we can, to some extent, gain control over the primes in the factor base.

**Exercise 6.3. Controlling the factor base.** Utilizing the FUNCTION `Jacobi` on p. 283, write a computer program helping you, for any given number  $N$ , to find the most efficient (square-free) multiplier  $k \leq 1000$ , such that a maximal number of primes  $\leq 100$  will belong to the factor base.

### The Early Abort Strategy

If a  $Q_n$  does not have any small prime factors it is not likely to factor at all before the search limit  $B_1$  of the factor base has been reached. Thus it may be advantageous to give up the trial division on  $Q_n$  after a while, and instead produce a new  $Q_n$  and work on that one. If, however, there are small factors, the remaining cofactor of  $Q_n$  might still be unlikely to factor within the factor base, if no more factors appear for a while. Taking this into consideration, a rather complicated strategy for giving up the  $Q_n$ 's unlikely to factor has been developed by Pomerance [15]. This strategy indeed speeds up the Morrison–Brillhart algorithm considerably and is thus of advantage to include in the computer program. Before concluding the description of CFRAC, we should like to give a few rules of thumb for the abortion of  $Q_n$ 's and also mention some results achieved by the method.

In [16] Pomerance and Wagstaff describe experiments with the Early Abort Strategy. As a result of these experiments they give the following recommendations for the case when *two* abort points are chosen: divide  $Q_n$  by the first 15 primes in the factor base. If the unfactored portion of  $Q_n$  is  $> \sqrt{N}/500$ , give up this  $Q_n$  and find  $Q_{n+1}$ . If not, perform trial division by 80 more primes from the factor base.

## RESULTS ACHIEVED WITH CFRAC

If the unfactored portion now is  $> \sqrt{N}/2 \cdot 10^7$ , then give up. If not, continue the divisions up to  $B_1$ . This recommendation applies for numbers  $N$  in the range from  $10^{40}$  to  $10^{54}$ . The factor base used by these tuning experiments contained 959 primes.

### Results Achieved with CFRAC

We shall mention here only a few of the factorizations discovered with CFRAC. Famous is the factorization of the Fermat number

$$F_7 = 2^{128} + 1 = 5\,964\,958\,91\,274\,972\,17 \cdot 570\,468\,920\,068\,51\,290\,547\,21,$$

found in 1970 by Morrison and Brillhart after having computed 1,330,000  $Q_n$ 's in the expansion in  $\sqrt{257F_7}$ . Of these, 2059 were completely factored into small primes. These factorizations were combined to provide the following non-trivial solution of Legendre's congruence:

$$\begin{aligned} 2335036\,48380835\,85217723\,21436182\,27956476^2 &\equiv \\ &\equiv 2518647\,81457280\,41297312\,27193485\,20212223^2 \pmod{F_7}, \end{aligned}$$

from which the factorization was deduced. The Gaussian elimination used 1504K bytes of computer storage and the whole computation took less than 2 hours of computing time on a fast computer.

In the years 1980–82 Thorkil Naur [17], [18] ran CFRAC on what he describes as a “reasonably fast computer which can be used almost exclusively for factorization.” The computing times are reported to range from “less than an hour for 35 digit numbers to about 24 hours for 45 digit numbers and about a week for 50 digit numbers.” The most difficult number reported by Naur was a 56 digit number  $N'_{11}$  which, after  $35 \times 24$  hours, was factorized as

$$5603023\,94853703\,82805887 \times 8\,89340324\,57788067\,00898245\,74922371.$$

(The numbers Naur had chosen to factor were, apart from lots of Fibonacci numbers and numbers of the form  $a^n \pm 1$ , defined recursively by A. A. Mullin [19] as  $p_1 = 2$  and

$$N_i = p_1 \cdot p_2 \dots p_{i-1} + 1, \quad \text{where } p_j = \text{the largest prime factor of } N_j.$$

Before the next Mullin number  $p_i$  can be determined, the largest prime factor of

## MODERN FACTORIZATION METHODS

$N_i$  must be found. The numbers  $N_i$  grow quite rapidly:

$$N_2 = 3, \quad N_3 = 7, \quad N_4 = 43, \quad N_5 = 1807 = 13 \cdot 139$$

$$N_6 = 251035 = 5 \cdot 50207$$

$$N_7 = 126\,036\,640\,39 = 23 \cdot 1607 \cdot 340999$$

$$N_8 = 429\,783\,683\,329\,3963 = 23 \cdot 79 \cdot 23653\,477\,34339$$

$$N_9 = 10165\,87861619\,05754590\,68761119 = \\ = 17 \cdot 1277\,70091783 \cdot 4\,68022256\,41471129$$

$$N_{10} = 89 \cdot 839491 \cdot 5\,56266121 \cdot 8363\,12735653 \cdot 13688452\,06580129$$

$$N_{11} = 1307 \cdot N'_{11},$$

where  $N'_{11}$  is the 56 digit number referred to above. These numbers are, incidentally, precisely the numbers we employed on p. 40–41 in order to construct an infinite set of primes.)

### Running Time Analysis of CFRAC

The Morrison–Brillhart version of CFRAC has been subject to detailed heuristic theoretical running time analysis [15]. The optimal choice of the search limit  $B_1$ , if the Early Abort Strategy is used, is governed by the supply of smooth integers, which is given by (5.29). The optimal value of  $B_1$  turns out to be  $B_1 = N^{(\ln \ln N / \ln N)^{1/2}}$ , leading to an estimation of the running time, which increases as

$$C \cdot N^{\sqrt{1.5 \ln \ln N / \ln N}}, \quad (6.18)$$

presumed that the dependencies can be found by a process that runs faster than Gaussian elimination.—Experience with computer programs for CFRAC seems to confirm this increase with  $N$ .—How the exponent in (6.18) varies with  $N$  can be seen in a table on p. 218.

### The Quadratic Sieve, QS

In the Morrison–Brillhart method most of the computing time is spent on factoring the quadratic residues. What is particularly disadvantageous is that most residues *do not factor completely* within the factor base (even if the technique described allowing for one large factor is used). As we have already pointed out, the 2059 factored residues, mentioned above in the factorization of  $F_7$ , were found after as many as 1,330,000 trials. Another disadvantage is that if  $N$  is large the trial divisions have to be carried out on multiple precision numbers.

## SMALLEST SOLUTIONS TO $Q(x) \equiv 0 \pmod{p}$

If a procedure could be devised such that those trial divisions which would end in failure were never performed, and if those residues could be directly pointed out, which factor completely within the factor base, clearly a great gain in computational labour would result. Such a procedure has been found by Carl Pomerance [15], [20]. It is called the *quadratic sieve* and can be described as follows.

With  $\lfloor \sqrt{N} \rfloor = m$ , small quadratic residues can be generated as

$$Q(x) = (x + m)^2 - N, \quad x = 0, \pm 1, \pm 2, \dots \quad (6.19)$$

These numbers form an arithmetic series of the second order. Each of the residues may be identified by its argument  $x$ . Now it so happens that for each prime  $p$  in the factor base, the prime power  $p^\alpha | Q(x)$  at points  $x$ , which are evenly spaced with difference  $p^\alpha$  because

$$Q(x + kp^\alpha) = (x + kp^\alpha + m)^2 - N \equiv Q(x) \pmod{p^\alpha} \quad (6.20)$$

for  $k = 0, \pm 1, \pm 2, \dots$ . Thus, if only *one single value* of  $x$  can be located, for which  $p^\alpha | Q(x)$ , then other instances of this event can be found by a sieving procedure on  $x$ , similar to the sieve of Eratosthenes for locating multiples of  $p^\alpha$  in an interval.

### Smallest Solutions to $Q(x) \equiv 0 \pmod{p}$

The values of  $x$  for which  $p^\alpha | Q(x)$  are falling into two series, corresponding to the two solutions of the quadratic congruence

$$(x + m)^2 - N \equiv 0 \pmod{p^\alpha}. \quad (6.21)$$

If  $p$  is an odd prime not dividing  $N$  and if *one* solution  $x_{\alpha-1}$  to (6.21) for mod  $p^{\alpha-1}$ , where  $\alpha > 1$ , is known, then a whole series of solutions can be found by putting  $x_\alpha = x_{\alpha-1} + zp^{\alpha-1}$ , yielding

$$(x_{\alpha-1} + zp^{\alpha-1} + m)^2 - N \equiv (x_{\alpha-1} + m)^2 - N + 2zp^{\alpha-1}(x_{\alpha-1} + m).$$

Dividing by  $p^{\alpha-1}$  we get

$$\frac{(x_{\alpha-1} + m)^2 - N}{p^{\alpha-1}} + 2(x_{\alpha-1} + m)z \equiv 0 \pmod{p}. \quad (6.22)$$

This is a linear congruence for  $z$ , whose solution exists and solves (6.21) for  $\alpha > 1$ . (The solution exists because  $\text{GCD}(p, N) = 1$  implies  $(x_{\alpha-1} + m, p) = 1$ .) The problem of solving (6.21) is thus reduced to solving

$$(x + m)^2 - N \equiv 0 \pmod{p}, \quad (6.23)$$

which has solutions when  $(N/p) = 1$  (or when  $p|N$ , a case which has, however, been ruled out in advance by trying  $N$  for all small factors). For  $p = 4n + 3$  (6.23) has the two solutions

$$x \equiv -m \pm N^{(p+1)/4} \pmod{p}. \quad (6.24)$$

For a prime  $p$  of the form  $4n + 1$  the two solutions of (6.23) are more complicated to find (see remark on p. 285), but can still be found in nearly polynomial time.

**Remark.** If the search limit, and thus also  $p$ , is small (less than about 20000, if there are about 1000 primes in the factor base), (6.21) could also be solved by trial and error. Or, better still, since solutions are sought for *all* primes in the factor base, one could perform some trial divisions with these primes and note for which values of  $x$  there is a “hit” with the prime  $p$ .

The divisibility rules for  $Q(x)$  by powers of 2 are a little bit more complicated than for odd prime powers, and we do not discuss this here.

In order to save still more computing time, the multiple precision divisions occurring in the quadratic sieve in the search for small factors can be replaced by single precision subtractions in the following manner. For each argument  $x$  in the sieving interval, start by loading the corresponding entry with an approximate value of  $\log |Q(x)|$ . When a location  $x$  is identified for which  $p^\alpha | Q(x)$ , subtract  $\log p$  from what is in the corresponding entry. (Remember that if  $p^\alpha | Q(x)$ , it has already earlier during the sieving process been established that  $p^{\alpha-1} | Q(x)$ .) Choose some bound  $B$  and sieve for all  $p_i^\alpha \leq B$ , where  $p_i \leq B_1$  is in the factor base. Those quadratic residues which after the sieving have their corresponding entry  $\approx 0$  can now be computed and factored by trial division—they are guaranteed to factor.

### Special Factors

Those residues for which the entries lie between  $\log p_m$  and  $2 \log p_m$  factor completely within the factor base except for one possible additional special prime factor  $q$ . (It may happen that such a residue is instead divisible by a power  $> B$  of a prime in the factor base.) Just as is the case in the Morrison–Brillhart method, the special factors greatly increase the efficiency of the process, when several completely factored residues containing the same special factor  $q$  can be obtained. This is achieved by sieving for small factors on a subsequence of residues, corresponding to values of  $Q(x)$  all divisible by  $q$ . James Davis and Diane Holdridge report [21] that this technique may, for large numbers  $N$ , reduce the sieving time needed to produce a nearly square matrix to about one-sixth of the time needed without this device.

### Results Achieved with QS

In [21] the factorization of some at the time difficult numbers is reported. They vary in size from 51 to 63 digits. The factor bases used contained between 6485

## THE MULTIPLE POLYNOMIAL QUADRATIC SIEVE, MPQS

and 6568 primes, and the number of initial residues sieved ranged from  $1.5 \cdot 10^8$  to  $5.5 \cdot 10^9$ . The number of residues with special factors  $q$  ranged from  $10^9$  to  $1.7 \cdot 10^{10}$ . The running time ranged from one hour for  $N = 2^{193} - 1$  to 7.82 hours for  $2^{198} + 1$  on a CRAY-1 computer.—Through this effort the old question about the structure of the original Mersenne numbers  $M_n = 2^n - 1$  for  $n$  prime  $\leq 257$  has been completely answered. The most difficult of these factorizations turned out to be  $M_{253}$ ,  $M_{193}$ ,  $M_{211}$  and  $M_{251}$ .—Also the 71-digit number  $(10^{71} - 1)/9$  was factored in 9.5 hours by aid of SANDIA's CRAY XMP computer. The result is reported on p. 410 in this book.—See also [22].

### The Multiple Polynomial Quadratic Sieve, MPQS

The quadratic sieve just described generates a set of quadratic residues mod  $N$ , factorable within the factor base from a single polynomial  $Q(x) = (x + \lfloor \sqrt{x} \rfloor)^2 - N$ . Since smooth numbers are not too common, we have to do a lot of sieving before the necessary number of easily factorable squares is found. This leads to much sieving for large values of  $x$ , which is costly, in part because the values of  $Q(x)$  will soon exceed the size of single precision numbers, and in part because larger numbers are less likely to be smooth. This problem is coped with by the following idea of Peter Montgomery, see [22]. In  $t^2 - N$ , replace  $t$  with  $at + b$ , where  $a$  and  $b$  are integers satisfying  $b^2 \equiv N \pmod{a}$ , and  $|b| \leq a/2$ . The resulting polynomial

$$(at + b)^2 - N = a(at^2 + 2bt) + b^2 - N$$

will then have all its values divisible by  $a$ . If  $a$  is also a square, we have to find the smooth values of

$$\frac{1}{a} ((at + b)^2 - N) = at^2 + 2bt + \frac{b^2 - N}{a}. \quad (6.25)$$

Since there are many choices for  $a$  and  $b$ , each polynomial used can be run for values of  $t$  between much smaller limits than with the simple quadratic sieve using only one polynomial, and we can still find the necessary number of smooth quadratic residues mod  $N$ .

A more detailed account of MPQS with recommendations for the size of the factor base for numbers of various orders of magnitude etc. can also be found in [22].

### Results Achieved with MPQS

In Silverman's paper [22] some impressive factorizations are reported. Thus the 74-digit number

$$\frac{2^{272} + 1}{5441(2^{16} + 1)} = 3356\,31827046\,79824541\,06037301\,38717057 \cdot P38,$$

## MODERN FACTORIZATION METHODS

and the 81-digit number

$$2^{269} + 1 \text{ factored as } 42425591\ 57961874\ 28893811 \cdot P57.$$

For 50-digit numbers and larger, MPQS runs about 10 times faster than CFRAC, and it is one of the most used methods for factoring “hard” numbers, i.e. numbers with a large penultimate factor. It has lately (1993) been used by A. K. Lenstra and M. Manasse to factor such large numbers as

$$\begin{aligned} & \frac{10^{142} + 1}{101 \cdot 569 \cdot 7669 \cdot 38\ 06238494\ 88714809} = \\ & = 771692\ 65188335\ 08778689\ 50850494 \cdot \\ & \cdot 936\ 11382287\ 51395032\ 94316258\ 11490669 \cdot P50 \end{aligned}$$

and

$$\begin{aligned} & \frac{(3^{329} + 1)(3 + 1)}{(3^7 + 1)(3^{47} + 1) \cdot 36913801 \cdot 1\ 77140839} = \\ & = 24\ 67707882\ 28400142\ 66652779\ 03676806\ 29183726\ 97435241 \cdot P67, \end{aligned}$$

both of 116 decimal digits.

In April 1994 a version of MPQS, called the double large prime variation of MPQS, was used by Arjen Lenstra and Derek Atkins to factor the so-called RSA-129, a number that had been given in 1977 by the inventors of the RSA encryption scheme as a challenge to computer scientists. This number is the product of two primes of the same order of magnitude and thus hard to factor. The sieving was carried out in 8 months by about 600 volunteers, consuming an estimated 5000 mips years, equivalent to executing approximately  $1.6 \cdot 10^{17}$  computer instructions. The reduced matrix containing the linear combinations found had 188614 rows and 188160 columns.

### Running Time Analysis of QS and MPQS

A heuristic running time analysis of the quadratic sieve algorithm using Gaussian elimination indicates an asymptotic running time of

$$CN \sqrt{1.125 \ln \ln N / \ln N}, \quad (6.26)$$

asymptotically faster than (6.18) and with a cross-over point with (6.18), which is highly machine-dependent but may be as large as  $\approx 10^{60}$ . With an idea by Wiedemann [23] for the elimination and searching for dependencies between the relations found, the (heuristic) running time comes down to

$$CN \sqrt{\ln \ln N / \ln N}. \quad (6.27)$$

## THE SCHNORR-LENSTRA METHOD

Even though QS and MPQS show the same exponent for the running times, MPQS runs a lot faster than the original QS, because the basic operation of the sieve is so much faster in MPQS. It is this effect that has made possible the factorization of the large numbers, reported in the preceeding section.—Again the variation of the exponent in (6.27) with  $N$  is shown on p. 218.—See also [24].

### The Schnorr-Lenstra Method

The ideas published by Shanks on class groups in [8] have been taken up and developed further by Schnorr and Lenstra [25]. The resulting factorization algorithm, which is quite complicated, has been subject to computer implementation and testing. It seems to be faster than the Morrison-Brillhart method, having an asymptotic mean running time of only

$$o\left(N\sqrt{\ln \ln N / \ln N}\right).$$

However, even if the *mean* running time is smaller than (6.27), the running times for numbers of approximately the same size vary enormously, and thus the running time for any particular number is quite unpredictable. This disadvantage can partly be remedied the same way as in Shanks' method SQUFOF, where one or more multipliers may be utilized. Applying the algorithm on several numbers  $kN$  simultaneously will greatly enhance the possibility of hitting upon a factorization rapidly and will thus help avoiding the very long running times that otherwise may occasionally occur. The interested reader may find a short account of the Schnorr-Lenstra method in [11], pp. 474–475.—This method has been superseded by the Elliptic Curve Method, which is simpler to implement and runs faster.

### Two Categories of Factorization Methods

Most of the factorization methods presented here can be placed into one of two main categories. The first category consists of those methods in which a prime factor of the number to be factored is constructed from some arithmetic properties of this number. Examples are Gauss' factoring method, Morrison-Brillhart's method CFRAC and Shanks' SQUFOF, and the number field sieve NFS.

The second category contains such methods as Pollard's  $(p-1)$ -method, Williams'  $(p+1)$ -method and the elliptic curve method, ECM. Characteristic for these methods is that the order of an element of some group plays a key rôle. Suppose we have a group  $G$  of integers or of rational numbers. If we reduce all its elements mod  $p$ , we get another group, which we denote by  $G_p$ . The order  $m$  of the group  $G_p$  can, in simple cases, be expected to be of the same order of magnitude as  $p$ . Under favourable circumstances there may, however, be many elements of  $G_p$  with a much lower order than  $m$ . If such an element can be found, this element can be used to reveal  $p$ . Or the order of the group could be a number, composed of



only small prime factors, a so-called smooth number, in which case there exists a shortcut to find  $p$ .—The problem in factorization is, however, that we do not know  $p$  in advance. Instead of working in the group  $G_p$ , we will have to work in the original group  $G$  with its elements reduced mod  $N$  instead of mod  $p$ . To find some element  $x$  of low order, or to find an element, whose order is a smooth number, one has to compute powers of  $x$  under the group operation, until the identity element mod  $p$  is revealed. When this happens, the factor  $p$  is usually found by taking the GCD of  $N$  and some key quantity, resulting from the computations.

### Lenstra's Elliptic Curve Method, ECM

This method of factoring, announced by H. W. Lenstra in 1985 [26], makes use of a group that is different from the one used by the  $(p - 1)$ - or  $(p + 1)$ -methods; but the strategy in the computations remains very similar. (For the reader, who is not familiar with the basic properties of elliptic curves, these have been described in Appendix 7.)

Let  $E(A, B)$  be the group of rational points on the elliptic curve

$$By^2 = x^3 + Ax^2 + x, \quad \text{with} \quad B(A^2 - 4) \neq 0, \quad (6.27)$$

where we have followed the suggestion of Peter Montgomery in [27] for the choice of representation of an elliptic curve. After choosing rational values of  $A$  and  $B$ , and a rational starting point  $P_1 = (x_1, y_1)$ , compute the  $x$ -coordinates of suitable multiples of  $P_1$  recursively, using the group operation:

$$P_{i+1} \equiv p_i \cdot P_i \pmod{N}, \quad (6.28)$$

where  $p_i$  is the  $i$ th prime, with the smaller primes  $p$  added to the sequence of primes every time some power  $p^\alpha$  of  $p$  is passed. Use the technique described in Appendix 7, based on the formulas (A7.11) and (A7.16). Now and then, check if  $1 < \text{GCD}(x_{i+1}, N) < N$ , in which case a factor of  $N$  is found. Proceed in this way up to some search limit  $B_1$ , and then go on with phase 2, much in the same way as is done in the  $(p - 1)$ -method previously described.

### Phase 2 of ECM

Also ECM is capable of being continued if the above search does not find any factor. The idea of the continuation is the same as the one used for the continuation of the  $(p - 1)$ -method. It even pays off a lot better than does phase 2 in  $p - 1$ , since the amount of computing needed in one cycle of the continuation is, relatively seen less important in phase 2 of ECM than in phase 2 of  $p - 1$ . Phase 2 in ECM consists of checking, for each prime  $q_i$  between  $B_1$  and a much larger limit  $B_2$ , if this one more prime will suffice to reveal the factor  $p$ . Suppose the end result of

## PHASE 2 OF ECM

phase 1 is a point  $Q = (x_m, y_m) \bmod N$ , where we have not computed  $y_m$  (in order to save computing time). We would like to compute  $q_i Q \bmod N = (z_i, w_i)$  and check if  $\text{GCD}(z_i, N) > 1$ . How could this be done? We know that

$$By_m^2 = x_m^3 + Ax_m^2 + x_m,$$

but we cannot find  $y_m \bmod N$ , since we cannot take square roots mod  $N$  without knowing the factorization of  $N$ . Instead, define  $B' = x_m^3 + Ax_m^2 + x_m$ . Check that  $\text{GCD}(B', N) = 1$ . (If not, we have probably found a factor of  $N$ .) Now, use the curve

$$B'y^2 = x^3 + Ax^2 + x$$

instead of the original curve during phase 2. The point  $(x, y)$  on the new curve corresponds to the point  $(x, y \cdot y_m)$  on the original curve, and thus the new curve resembles the old curve, which has been compressed by a factor  $|y_m|$  in the direction of the  $y$ -axis. All prime multiples of  $Q \bmod N$  needed can be systematically computed using the composition rules, given in Appendix 7. To explain how, let us try to figure out how many compositions of the type  $jQ + jQ$  or  $jQ + (j+1)Q$  will be needed to compute the prime multiples  $qQ$ .

Suppose we wish to perform this search up to some limit  $B_2$ , considerably larger than  $B_1$ . Let us investigate, how many “units of work,” each consisting of the computation of the  $x$ -coordinate of the composition of one of the two types just mentioned, will be needed. For each prime  $p$  in the interval  $[B_2/2, B_2]$  we need one unit of work if the multiples  $jQ = \frac{1}{2}(q-1)Q$  and  $(j+1)Q = \frac{1}{2}(q+1)Q$  have already been made available. These  $j$ 's are all in the interval  $[B_2/4, B_2/2]$ , and to this set of  $j$ 's we have to add all primes in this same interval. (Some of these may coincide with values of  $j$  already in the set.)

To compute the corresponding multiples of  $Q$ , we need more “stepping stones”, this time in the interval  $[B_2/8, B_2/4]$ , and so on. It looks like we should need about  $2 \cdot \lfloor \log_2 q \rfloor$  units of work to find  $qQ$ , as in Exercise A7.1 on p. 325 in Appendix 7. But there is one important difference. Since we want  $qQ$  not only for one isolated value of  $q$ , but for *all* prime values of  $q$  between  $B_1$  and  $B_2$ , the stepping stones needed will soon coincide, and considerably less work than might be expected is actually needed.

To make the reasoning less abstract, let us fix  $B_1$  and  $B_2$  to, say 20000 and 800000, respectively. (Incidentally, this is an optimal choice of parameters if we are searching for factors  $p$  of  $N$  up to  $p \approx 10^{20}$ .) In the interval  $[400000, 800000]$  there are 30091 primes, and in  $[200000, 400000]$  there are 15876 primes. Thus, in  $[200000, 400000]$  we shall need *at most*  $2 \cdot 30091 + 15876 = 76058$  multiples  $jQ$ . In the next step down, we are working in the interval  $[100000, 200000]$ , in which more than half of all values of  $j$  will be needed. So in order to simplify the analysis, let us compute  $jQ$  for *all* values up to 200000.

Summing up, we find by this very crude analysis that we need at most

$$B_2/4 + 3(\pi(B_2) - \pi(B_2/2)) + \pi(B_2/2) - \pi(B_2/4)$$

units of work, which amounts to  $\approx 300000$  for  $B_2 = 800000$ . To search the interval up to  $B_1$  during phase 1 in ECM consumes about  $2\pi(B_1) \log_2 B_1 \approx 3B_1 = 60000$  units of work, with our choice of search limits. (If a more careful analysis is made, the result is that phase 2 can be made to run much faster than our figures seem to indicate. Also, there are some other refinements which can be introduced to further speed up phase 2 of ECM. As a matter of fact, Montgomery reports in [27] a value of  $K$  as high as 170, where  $K$  is the ratio between the running times for phase 1 and phase 2 per unit of interval. To achieve this remarkable result, an advanced technique for fast evaluation of monic polynomials of degree  $2^k - 1$  is used, among other things, and we have to refer the interested reader to Montgomery's paper.—Our crude analysis only produces the value  $K = 8$ .)

The success of the factor search depends on whether the order of  $E(A, B) \bmod p$  is highly composite or not. Since the order of an element of a group divides the order of the group, this implies that in such a case the order of  $P_1$  in the group is also highly composite, and thus the factor  $p$  will be revealed as soon as all prime powers, being factors of the order of  $P_1$ , have been reached in the computation. One problem is that one cannot tell in advance which values of  $A$  and  $B$  will lead to highly composite orders of  $E(A, B)$ . This sad fact is countered by doing the computations on a bunch of elliptic curves in parallel by running 100 cycles at a time for each of 20 or 100 or some other number of different elliptic curves.

### The Choice of $A$ , $B$ , and $P_1$

In [27] Montgomery gives the following simple rules for selecting suitable parameters of the elliptic curves. Select

$$\begin{cases} x_1 = 2 \\ m = 3, 4, 5, \dots \\ k = (x_1^2 - m^2)/(x_1(m^2 - 1)) \\ A = k + 1/k \\ B = A + 2. \end{cases} \quad (6.29)$$

Each value of  $m$  picks a new curve for the parallel computation, which uses several curves in the same round. This particular selection of parameters forces the order  $k$  of  $E(A, B)$  to have a factor 12, thus increasing the possibility that  $k$  be highly composite.—See also [28].

### Running Times of ECM

The basis of the running time analysis for ECM is (A7.11) and (A7.16) from Appendix 7. If  $N$  is large, the heavy burden in evaluating these formulas consists of doing the multiplications and squarings mod  $N$ . To evaluate (A7.11) costs 5 such operations, and to evaluate (A7.16) costs 6 operations, if the latter versions are

used, all additions and subtractions uncounted. To evaluate  $p \cdot x_m$  using the binary method thus costs 11 multiplications mod  $N$  per binary digit of  $p$ , or roughly  $11 \cdot \log_2 p \approx 16 \ln p$  such operations. To cover the entire interval up to  $B_1$  will then cost  $\sum 16 \ln p \approx 16B_1$  operations, which means that the cost during phase 1 is about 16 multiplications mod  $N$  per interval of unit length.—A detailed and most interesting analysis of ECM has recently been given by Robert Silverman and Samuel Wagstaff in [29]. Much experience has shown that the factors are found roughly in increasing order of magnitude (there are exceptions!). The order of magnitude of the running time for ECM is about  $Cp^{1/5}$  for factors  $p$  of  $N$  with between 5 and 40 digits. On the size of factors, possible to find with ECM, the authors of [29], who are very experienced with this method, say (in 1991): “ECM will find 10- to 15-digit factors quite quickly, 20- to 25-digit factors with an effort of perhaps ten hours, and 30- to 35-digit factors with considerable difficulty. Over the last several years the combined efforts of many researchers have resulted in hundreds of thousands of trials with ECM, and we have found exactly two 38-digit, one 37-digit, and one 36-digit factor.”—In [29] also some recommendations are given for the size of the search limits and other useful strategies to optimize the factor search with ECM. First, because of the great speed per cycle of phase 2, as compared with phase 1,  $B_2$  should be put to about  $40B_1$ , if one cycle of phase 2 is running 100 times faster than one cycle of phase 1. (This explains the choice of  $B_1$  and  $B_2$  made above in the description of phase 2 of ECM.) In [29] the recommended choice of  $B_2 = 0.4KB_1$  is the result of two effects. First, the above mentioned ratio  $K$  between the speeds with which the computer searches an interval of given size during the two phases influences how high one should run  $B_2$  to achieve maximal probability of success, having a fixed amount of computing time at disposal. Second the probable size of the prime factors of the order of the point  $P$  in the group  $G_p$  strongly influences the choice of search limits. Phase 2 will be a success, if all prime factors, except the largest one of the order, are  $\leq B_1$ , and the largest one is between  $B_1$  and  $B_2$ .

Also these limits depend heavily on the size of the factor, that we expect to find. Thus,  $B_1$  should be 400 for  $p \approx 10^{10}$ ,  $B_1$  should be 18000 for  $p \approx 10^{20}$ , and  $B_1$  should be 400000 for  $p \approx 10^{30}$ . Since we do not know what size of  $p$  to expect, and since phase 1 runs much slower than phase 2, it pays to alternate between phase 1 and phase 2. First, put  $B_1 = 400$  and  $B_2 = 16000$ , say. If this run is not successful, then it is likely that the factor has more than 10 digits. Then raise the limits, say to  $B_1 = 3000$  and  $B_2 = 120000$ , to catch a factor with up to about 15 digits, and so on. Also, the optimal number of curves used, varies with  $p$ . The authors of [29] recommend using 5 curves for  $p \approx 10^{15}$ , and make the remark: “... if one wants to perform ECM with just one curve, then one should use the  $P - 1$  algorithm instead, since it is significantly faster.” The computer program *Mathematica*, which has ECM implemented, uses 2 curves for  $N < 10^{20}$ , 4 curves for  $10^{20} < N < 10^{30}$ , and 8 curves for  $N > 10^{30}$ .

### Recent Results Achieved with ECM

Since the quotation by Silverman and Wagstaff given above was written in 1991, even larger factors have been found by ECM. In the beginning of 1994 the two largest factors so far reported had 39 digits (by Silverman in a cofactor of  $3^{415} - 1$ ) and 42 digits (by D. Rusin in a cofactor of  $10^{201} - 1$ ).

### The Number Field Sieve, NFS

The number field sieve by J. M. Pollard [30]–[32], or NFS for short, is the most efficient method invented so far to factor numbers of the special form  $N = r^e + s$ , with  $r$  and  $s$  small integers and  $e$  possibly large. Examples of numbers successfully factored with NFS are the Fermat number  $F_9 = 2^{512} + 1$  and the Mersenne number  $M_{523} = 2^{523} - 1$ .

The basic principle of NFS is the same as for CFRAC, QS and MPQS, namely to find *two congruent squares* mod  $N$ . The difference between QS and MPQS on the one hand, and NFS on the other hand, is that the squares are formed not only from combining small *rational* integers mod  $N$ , but also by combining “small” integers mod  $N$  in some cleverly chosen algebraic number field, the choice of which depends upon the number  $N$  to be factored.

The reader who is not acquainted with higher algebraic number fields, might now wish to consult Appendix 5, which covers the elements of this topic.

We shall start by giving a very small example showing the details of the method. Let us try to factor  $N = 11^3 + 2$ . (This is obviously a case of  $r^e + s$  with  $r = 11$ .) This number  $N$  has been chosen so that the number field  $\mathbf{Q}(\sqrt[3]{-2})$ , discussed in some detail in Appendix 5, is suited for an attack on  $N$ . This is due to the fact that  $11^3 \equiv -2 \pmod{N}$ , which means that there is a natural homomorphism from the algebraic integers  $a + bz + cz^2$  with  $z = \sqrt[3]{-2}$  to the residue classes mod  $N$ . The correspondence in question is

$$a + bz + cz^2 \mapsto a + 11b + 11^2c \pmod{N}, \quad (6.30)$$

which is a homomorphism  $\phi$ , because with this correspondence we have (trivially)  $\phi(u \pm v) = \phi(u) \pm \phi(v)$  for any  $u$  and  $v$ , and

$$\phi((a + bz + cz^2)(d + ez + fz^2)) = (a + 11b + 11^2c)(d + 11e + 11^2f) \pmod{N}.$$

That this relation always holds is due to the fact that both sides can be reduced in a similar manner using formula (A5.8). This is so because  $z^3 = -2$  on the left-hand side, and  $11^3 \equiv -2 \pmod{N}$  on the right-hand side. As we shall see, such a homomorphism is a central feature of Pollard’s NFS.

## FACTORIZING BOTH IN $\mathbf{Z}$ AND IN $\mathbf{Z}(z)$

### Factoring both in $\mathbf{Z}$ and in $\mathbf{Z}(z)$

Suppose that, just as in the quadratic sieve, we try to factor  $a + br$ , for various values of  $a$  and  $b$ , into prime factors all belonging to some predetermined set of rational primes, our first factor base, FB1. At the same time we may also try to factor the corresponding integers  $a + bz$  in  $\mathbf{Z}(z)$  into prime factors belonging to some factor base FB2. Suppose further that we manage to successfully multiply a cleverly chosen subset of these factorizations as to produce a square as well out of the numbers  $a + br$  as out of the numbers  $a + bz$ . In such a case we would have

$$\prod_i (a_i + b_i z) = q^2 \quad \text{and} \quad \prod_i (a_i + b_i r) = y^2. \quad (6.31)$$

Applying the homomorphism  $\phi$  then would give

$$\phi(q^2) = \phi\left(\prod_i (a_i + b_i z)\right) = \prod_i (a_i + b_i r) \equiv y^2 \pmod{N}. \quad (6.32)$$

Since  $\phi(q^2) = \{\phi(q)\}^2 = x^2$ , we find a solution to Legendre's congruence  $x^2 \equiv y^2 \pmod{N}$ . The goal of NFS is to build up simultaneous squares  $\prod_i (a_i + b_i z)$  and  $\prod_i (a_i + b_i r)$  and then to proceed just as in QS or MPQS.—The “large prime” approach, using factorizations within the factor base, except for one larger prime, also helps to find enough square combinations.

### A Numerical Example

After these explanations we are ready to undertake the computations in our example  $N = 11^3 + 2$ . Following the scheme given at the end of Appendix 5, we try to factor  $a + br$  into only small rational primes (and possibly a factor  $-1$ ) and  $a + bz$  into “small” primes in  $\mathbf{Z}(z)$  (and possibly a factor  $-1$  and a power of the unit  $U = [1, 1, 0]$ ). Among the factorizations obtained for  $-50 \leq a \leq 50$  and  $0 < b \leq 50$  we have picked out the following combinations, that are composed of small primes only:

$a, b$	$-1$	$2$	$3$	$5$	$7$	$-1$	$U$	$A$	$B$	$C$	$D$	$E$	$F$
$-7, 1$	0	2	0	0	0	0	0	0	1	1	0	0	1
$-4, 1$	0	0	0	0	1	0	0	1	1	0	1	0	0
$-1, 1$	0	1	0	1	0	0	0	0	1	0	0	0	0
$-1, 3$	0	5	0	0	0	0	0	0	0	1	1	0	0
$1, -2$	1	0	1	0	1	0	0	0	0	0	0	1	0
$2, 3$	0	0	0	1	1	0	0	1	0	0	0	0	1
$5, 4$	0	0	0	0	2	1	3	0	1	0	0	0	0
$7, 3$	0	3	0	1	0	1	1	0	0	0	0	2	0

## MODERN FACTORIZATION METHODS

In this table  $U = [1, 1, 0]$ ,  $A = [0, 1, 0]$ ,  $B = [-1, 1, 0]$ ,  $C = [1, 0, 1]$ ,  $D = [1, 1, -1]$ ,  $E = [1, -2, 0]$ , and  $F = [3, 0, -1]$ .

Looking for square combinations, i.e., for sums of rows, yielding *even* numbers only, we find that row 3 + row 7 + row 8 results in

$$\prod_i (a_i + b_i r) = (-1 + r)(5 + 4r)(7 + 3r) = 2 \cdot 5 \cdot 7^2 \cdot 2^3 \cdot 5 = 140^2,$$

and that

$$\begin{aligned} \prod_i (a_i + b_i z) &= (-1 + z)(5 + 4z)(7 + 3z) = \\ &= [-1, 1, 0] \cdot (-1) \cdot U^3 \cdot [-1, 1, 0] \cdot (-1) \cdot U \cdot [1, -2, 0]^2 = \\ &= (U^2 \cdot [-1, 1, 0] \cdot [1, -2, 0])^2 = [1, 5, 3]^2. \end{aligned}$$

Now,  $\phi([1, 5, 3]) = 1 + 5 \cdot 11 + 3 \cdot 11^2 = 419$ , and thus  $419^2 \equiv 140^2 \pmod{N}$  and we try  $\text{GCD}(419 - 140, N)$ , which is 31, and so we have found the factorization  $N = 31 \cdot 43$ .

### The General Number Field Sieve, GNFS

The account given on NFS so far has presupposed that  $N$  is, as stated, of the simple form  $N = r^e + s$ . But it is possible to generalize NFS to apply to any number  $N$ . The first thing to do is to find an algebraic number field defined by an irreducible polynomial of some degree  $n$ , which can be used for this particular number  $N$ . Since large coefficients in the defining equation lead to heavy computations, all the coefficients should be chosen smaller than some limit  $m$ , say. The number of algebraic equations of degree  $n$  with all their coefficients  $< m$  is  $m^{n+1}$ , which has to be of the same order of magnitude as  $N$  in order that there be a reasonable chance that one of these equations could be used for the given number  $N$ . It turns out that the computational work in executing GNFS will be minimized if  $n$  is chosen about  $(\frac{3}{2} \ln N / \ln \ln N)^{1/3}$ , and then to take  $m \approx N^{1/n}$ . Suitable polynomials  $f(x)$  are not too difficult to find. First write  $N$  as an integer in the positional representation system with base  $m$ :

$$N = \sum_{i=0}^n a_i m^i, \quad \text{with } 0 \leq a_i \leq m - 1.$$

Now the polynomial  $f(x) = \sum a_i m^i$  has the property  $f(m) = N \equiv 0 \pmod{N}$ , and will do if only  $f(x)$  is irreducible over  $\mathbf{Z}$ . If not, just change some of its “digits”  $a_i$  (they need not all fulfill  $0 \leq a_i \leq m - 1$ ) until an irreducible  $f(x)$  appears. Because most polynomials are irreducible, this will happen after a few trials.

After having found a useful polynomial, the resulting algebraic field has to be studied. This is generally a very complicated and cumbersome task. We have to find its discriminant (which usually is of the same order of magnitude as  $N$ ), and also to find an integral basis for the representation of the primes of the field. A description of the problems, which have to be coped with, can be found in [31].

## Running Times of NFS and GNFS

The running times for the special NFS and GNFS are determined from the optimal choice of the degree and the coefficient size of the polynomial chosen to define a suitable number field to work in. The choice of these parameters in turn depend upon the supply of smooth numbers, which is given by equations (5.29)–(5.30), or (5.32) in the relevant particular cases. Because of the tedious derivation of the results in this area, we do not give the deductions here, but merely state the main results:

The running time for the (special) number field sieve is asymptotic to

$$C \cdot L\left(N, \frac{1}{3}, \left(\frac{32}{9}\right)^{1/3}\right) = C \cdot N^{(32/9)^{1/3} (\ln \ln N / \ln N)^{2/3}}, \quad \text{as } N \rightarrow \infty.$$

The running time for the general number field sieve is asymptotic to

$$C \cdot L\left(N, \frac{1}{3}, \left(\frac{64}{9}\right)^{1/3}\right) = C \cdot N^{(64/9)^{1/3} (\ln \ln N / \ln N)^{2/3}}, \quad \text{as } N \rightarrow \infty.$$

( $L$  is the function  $L(x, u, v)$ , introduced on p. 165.)

To be able to compare the performance of the various methods described, we give, in the following little table, the asymptotic running times, as  $N \rightarrow \infty$ , for the main methods, expressed as  $C \cdot N^\alpha$ , where  $\alpha$  is given as  $v(\ln \ln N / \ln N)^{1-u}$ , to use the very same parameters as are defining the function  $L$ . Numerical values of  $\alpha$  are also given for some values of  $N$ .

This should be compared with the efficiency of those methods, whose running time depends mainly on the size of the factor  $p$  found. Thus, the running time for trial division is  $O(p)$ , for Pollard's rho  $O(p^{1/2})$  and for ECM  $O(p^{1/5})$ .—These kinds of estimations are essential to have available when it comes to finding an optimal strategy for factoring large numbers with nothing known about the size of their factors.—For numbers hard to factor, two methods from these different categories may be compared simply by choosing  $p = \sqrt{N}$  in the  $O(p^s)$ -estimations just given.—A more recent experience with an implementation of GNFS is reported in [34].



## MODERN FACTORIZATION METHODS

Run-time exponents for $N = 10^{20}$ to $N = 10^{170}$								
Method	$v$	$u$	$10^{20}$	$10^{50}$	$10^{80}$	$10^{110}$	$10^{140}$	$10^{170}$
CFRAC	$(3/2)^{1/2}$	$\frac{1}{2}$	0.353	0.249	0.206	0.181	0.164	0.151
QS	1	$\frac{1}{2}$	0.288	0.203	0.168	0.148	0.134	0.123
SNFS	$(32/9)^{1/3}$	$\frac{1}{3}$	0.291	0.182	0.142	0.119	0.105	0.094
GNFS	$(64/9)^{1/3}$	$\frac{1}{3}$	0.366	0.229	0.179	0.150	0.132	0.118

### Results Achieved with NFS. Factorization of $F_9$

Using NFS is so far the most efficient way to factor large numbers of the form  $N = r^e + s$ . It has been used by A. K. Lenstra, H. W. Lenstra, Jr., M. S. Manasse, and J. M. Pollard in 1990 to factor the Fermat number  $F_9 = 2^{512} + 1$  of 155 decimal digits, and by Daniel J. Bernstein and A. K. Lenstra in 1992 to factor the Mersenne number  $M_{523} = 2^{523} - 1$  of 158 digits. These spectacular factorizations are reported in detail in [32] and [33], respectively.

The number  $F_9$  has a small factor, 2424833, found by Western already in 1903. NFS can, however, not take advantage of a known factor, at least not if the special, faster version is to be used. Thus the entire number  $F_9$  had to be used as input to the factorization algorithm. Using the recommendation given above one finds that the optimal degree  $m$  of the number field should be  $(\frac{3}{2} \ln 2^{512} / \ln \ln 2^{512})^{1/3} = 4.49$ , which leads to the choice  $m = 4$  or  $m = 5$ . Since

$$8N = 8(2^{512} + 1) = 2^{515} + 8 = (2^{103})^5 + 8 = x^5 + 8,$$

for  $x = 2^{103}$ , the number field  $\mathbf{Q}(\sqrt[5]{2})$  was chosen to work in. The corresponding ring  $\mathbf{Z}(\sqrt[5]{2})$  is rather simple and much resembles the ring  $\mathbf{Z}(\sqrt[3]{-2})$ , studied in Appendix 5. It is a unique factorization domain and the norm of  $z = a + b\sqrt[5]{2} + c\sqrt[5]{2^2} + d\sqrt[5]{2^3} + e\sqrt[5]{2^4}$  is

$$N(z) = \begin{vmatrix} a & 2e & 2d & 2c & 2b \\ b & a & 2e & 2d & 2c \\ c & b & a & 2e & 2d \\ d & c & b & a & 2e \\ e & d & c & b & a \end{vmatrix},$$

which evaluates to a rather complicated expression. The norm of the simpler number  $z = a + b\sqrt[5]{2}$  is  $a^5 + 2^4b^5$ . Every unit of  $\sqrt[5]{2}$  can be written as

$$U = \pm(-1 + \sqrt[5]{2})^m(-1 + \sqrt[5]{2^2} - \sqrt[5]{2^3} + \sqrt[5]{2^4})^n,$$

## STRATEGIES IN FACTORING

where  $m$  and  $n$  are integers and the numbers in the parentheses are the fundamental units of the ring.

To factor  $F_9$ , first the suitable primes of  $\mathbb{Z}(\sqrt[3]{2})$  with norm up to 1294973 (there are 99500 of them) were sought out. The labor of searching for enough smooth numbers, factorable within this limit, was distributed among 700 workstations around the world, running during night-time, when the ordinary work load is usually low. After about four months, this part of the computation was finished, having resulted in 226688 relations between 199203 different primes in the factor base,  $-1$ , and the two fundamental units of the ring. By eliminating lots of “large primes” involved in the factorizations found, this was boiled down to a dense system of linear equations mod 2 with 72213 columns and 200 more rows. The dependencies between the rows were revealed by Gaussian elimination, performed on a supercomputer called a 65536-processor Connection Machine. The first dependency yielded only the previously known 7-digit factor, but the second dependency, after one more hour of computing, revealed the 49-digit factor. After having checked this factor and the 99-digit cofactor for primality,  $F_9$  was announced completely factored. See [32] for further details!—The factorization of  $F_9$  is given in Table 4 at the end of the book.

The Mersenne number  $M_{523}$  was found to have the factorization

$$M_{523} = 16018\ 87783132\ 02118610\ 54368536\ 88786889- \\ 32828701\ 13650144\ 49322174\ 68039063 \cdot P90.$$

Other large numbers factored by NFS, reported in [33] are  $(2^{488} + 1)/257 = P49 \cdot P97$  and  $(2^{503} + 1)/3 = P55 \cdot P97$ .

### Strategies in Factoring

The various factorization methods we have described are all useful in different situations. When factoring a large number, the method to be chosen must depend on knowledge about the factors of the number. To begin with you must make sure that the number is composite, so that you do not make a long computer run in vain resulting in nothing. Also, some methods will fail to factor powers, so you have to make sure  $N$  is not a square or a cube or some other (prime) power. Squares can easily be checked by the square finding methods described on p. 148, and similar methods could be introduced for cubes, fifth powers and so on. Easier to program, but a little bit slower, is to calculate  $x = \lfloor \sqrt[p]{N} \rfloor$  and compare  $x^p$  with  $N$ , to check, if  $N$  is a  $p$ th power. This is done until  $x$  comes down to 3, which happens as soon as  $p > \ln N / \ln 4$ , which is a small number, compared to the number of steps in any factoring algorithm.

Also, there is a difference in the applicability of on the one hand, those methods which yield the factors in approximate order of magnitude, such as trial division, Pollard’s rho method or ECM, and on the other hand, those algorithms

whose running time is roughly independent of the size of the factors, for instance SQUFOF, CFRAC, or MPQS. It is frustrating to discover, after a very long run that  $N$  has the prime factorization  $N = 97 \cdot p$ , which could have been obtained almost immediately by using trial division.

Further, you could take a chance using Fermat's method in case  $N$  is the product of two almost equal factors, or Pollard's  $(p - 1)$ -method (or the  $(p + 1)$ -version of it) in the event of  $N$  having one factor  $p$  with  $p - 1$  or  $p + 1$  being a product of only small primes.—Some or all of these methods may be combined in such a way that, say, 10000 steps are run with each method to discover a possible “easy” factor. Only after all this fails, do you need to fall back on the “heavy artillery,” i.e. the time consuming methods CFRAC, MPQS, or NFS.

Well-balanced strategies, based on extensive computing experience, have been developed, but have also been changed each time a new method is introduced. We present a current strategy as follows:

1. Make sure  $N$  is composite. Since very small divisors are quite common and are found very quickly by trial division, it is worthwhile attempting trial division up to, say, 100 or 1000, even before applying a strong pseudoprime test.
2. Perform trial division up to  $10^6$  or  $10^7$  (or even higher, if all factors of  $N$  are of the form  $p = 2kn + 1$  with  $n$  large!). If Pollard's rho method is available then trial division need only be performed to a much lower search limit, e.g.  $10^4$ , since the small divisors will show up rapidly also with Pollard's method. One reason why trial division with the small primes is useful, despite the fact that Pollard's rho method finds small factors quickly, is that the small factors tend to appear multiplied together when found by Pollard's rho method, and thus have to be separated by trial division anyhow! A second reason for using trial division prior to applying Pollard's method is that although the running time for Pollard's rho method is only  $C_1\sqrt{p}$  while that for trial division is  $C_2p$ , the constant  $C_1$  in Pollard's method is much larger than  $C_2$ , so that it is advantageous to first find the very small divisors by trial division rather than by Pollard's method, and to subsequently proceed with Pollard's method on a number which has been reduced in size by the removal of its small factors. This correspondingly reduces the size of the constant  $C_1$ .—Apply a compositeness test on what is left of  $N$ , each time factors have been found and removed.
3. Make sure  $N$  is not a square or some other power!
4. At this point you need to “chance your arm,” and with a little luck, shorten running time enormously—it could even be decisive for quick success or complete failure in the case when  $N$  is very large! The strategy to be employed is: Take the methods you have implemented on your computer covering various situations, which will mean one or more of the following: Pollard's  $(p - 1)$ -method, the  $(p + 1)$ -method, Fermat's method for nearly equal factors

## HOW FAST CAN A FACTORIZATION ALGORITHM BE?

and whatever else you may have at your disposal. (Also Shanks' method SQUFOF can be included here—its running time being very irregular and unpredictable it may yield a factorization quickly.) The programs ought to incorporate re-start points, allowing the runs to be suspended after a certain number of steps and possibly later resumed from the same point. Try all these methods for a reasonable running time, depending upon your computer's capacity. Since you cannot possibly know in advance which of these methods will achieve a factorization (*if* a factorization will be found at all!), it is a good technique at this stage to run the program of each method in sequence *for a predetermined number of steps*, say 1000 or 10000, and suspending the runs at re-start points in order to be able to proceed, if necessary. If  $N$  does not factor during such a run you have to repeat the whole process from the re-start points of the previous run. The combination of programs should now be tuned, i.e. the proportion of computing time given to each program adjusted so as to optimize the chance of success for the total amount of computing time expended. This can be realized by applying theoretical running time analysis, as well as practical experience from running the various programs in the program combination. It is also important at this stage not to consume excessive amounts of computing time on methods which have a comparatively high average running time, such as Lehman's method ( $O(N^{0.33})$ ) or SQUFOF ( $O(N^{0.25})$ ), at least not if the CFRAC algorithm with or without the quadratic sieve ( $O(N^{\approx 0.15})$ ) is also available.

5. Try the elliptic curve method! It runs in time  $C_2 \sqrt[3]{p}$  as compared to  $C_1 \sqrt{p}$  for the rho method. But the constant  $C_2$  is much larger than  $C_1$ , so ECM needs more time to find comparatively small factors than Pollard's rho. You can find the cross-over point on your computer by making statistics on run times for finding small factors by both methods. Advance the parameters  $B_1$  and  $B_2$  and the number of curves used, in a stepwise fashion, as described on p. 213.
6. If the number  $N$  has still not been factored, you will need to rely upon the "heavy artillery." Depending on the size of the number and on the capacity of your computer, this could be CFRAC, MPQS, or NFS. Now you have only to sit down and wait; fairly good estimates of maximal running times are available for all these methods, so that you will know approximately how long the computer run could take.

### How Fast Can a Factorization Algorithm Be?

The author of this book believes that much faster factorization methods could be devised than those in existence today. There are probably factorization methods yet to be constructed which show *polynomial time* growth only with  $\ln N$ , at least that is the author's opinion. The argument in favour of this conjecture is the following:

A variation of the Prime Number Theorem, equation (2.6A) (on p. 44) states

that

$$\sum_{p_i \leq x} \ln p_i \sim x. \quad (6.33)$$

Therefore, we expect the *length* (in digits) of the product of the primes between  $x$  and  $y$  to be

$$\approx \sum_{x \leq p_i \leq y} \log_{10} p_i \approx (y - x) \log_{10} e = 0.43(y - x) \text{ decimal digits.} \quad (6.34)$$

The reader should now once again consider the expressions on p. 146. Here  $y - x = 100$  and thus the products given should contain about 43 decimal digits. Indeed, the length of these products varies between 35 and 46 digits. As a matter of fact, the re-formulation (6.33) of the Prime Number Theorem states that the primes on average thin out at precisely the rate required to allow the product of all primes, in an interval of fixed length, to remain itself of fixed length. If we choose the interval higher up in the number series, then the individual primes will be larger but more scarce, and their product will still have approximately the same length (at least unless we are going so high up in the number series that there are no or very few primes in the interval under consideration).—Hence the product of all primes between  $t$  and  $2t$  is a number containing about  $0.43t$  decimal digits. Next, what can be said about the product  $x_k$  of all primes between  $2^k$  and  $2^{k+1}$ ? This product has approximately  $0.43 \cdot 2^k$  digits. Thus, if we let  $k$  assume successively the values  $k = 1, 2, 3, \dots$  and form the numbers

$$x_1 = \prod_{2 \leq p < 4} p, \quad x_2 = \prod_{4 < p < 8} p, \quad \dots, \quad x_k = \prod_{2^k < p < 2^{k+1}} p, \quad (6.35)$$

then we can use Euclid's algorithm to find the factor  $p$  of  $N$  in  $\log_2 N$  trials, since the prime  $p$  will be present in  $x_k$  if  $2^k < p < 2^{k+1}$ , i.e. for  $k = \lfloor \log_2 p \rfloor$ . What is wrong with this approach? Two things. Obviously one is the unmanageable size of the larger of the numbers  $x_k$  (already  $x_{10}$  has 435 digits!), and the other, the fact that all the primes are needed in order to construct the  $x_k$ 's. In what way can these difficulties be overcome? Firstly, the large size of the  $x_k$ 's can be dealt with if  $x_k \bmod N$  is computed rather than  $x_k$ . Since the length of  $x_k$  approximately doubles in each step, it is somewhat akin to the squaring and reduction mod  $N$  previously encountered in Pollard's rho method! But how can we avoid having to use all the primes? Actually we cannot, but possibly we could avoid employing each individual prime *explicitly*. If we allow a few multiple prime factors to creep into the numbers  $x_k$ , then these numbers will grow a little faster than necessary, but perhaps will be easier to compute. Thus we could, for instance, instead of  $x_k$  choose  $y_k = 2^{k+1}!/2^k!$ , a number that is obviously a multiple of  $x_k$  (i.e. contains all primes between  $2^k$  and  $2^{k+1}$  as factors). Using Stirling's formula, we find that the number of decimal digits in  $y_k$  is approximately  $0.3k \cdot 2^k$ . However, we can

## HOW FAST CAN A FACTORIZATION ALGORITHM BE?

do even better than this by utilizing some other well-known numbers, such as the binomial coefficients

$$\binom{2^{k+1}}{2^k} = \frac{(2^k + 1)(2^k + 2) \dots (2^{k+1} - 1) \cdot 2^{k+1}}{1 \cdot 2 \dots (2^k - 1) \cdot 2^k},$$

which are also multiples of  $x_k$ , as none of the primes between  $2^k$  and  $2^{k+1}$  in the numerator can cancel out, not being present as factors in the denominator. This number has only  $0.6 \cdot 2^k$  digits, and is thus only slightly longer than the true  $x_k$ . Therefore, if we could discover a means of generating the binomial coefficients  $\binom{2^{k+1}}{2^k}$  by using only the four elementary operations and possibly some other operation which can be performed mod  $N$ , then we would finally be able to obtain the factor  $p$  of  $N$  in  $\log_2 p$  steps! If we were able to generate  $\binom{2^{k+1}}{2^k} \bmod N$  in  $O(\log N)^k$  seconds, then, as we shall see in a moment, a factorization algorithm operating in polynomial time would actually be at hand.

We may now look afresh at Pollard's rho method. The reader ought, for the moment, to forget all about the corner-stones of this method, the birthday problem and Floyd's cycle-finding algorithm, and instead regard the algorithm as follows: The product  $Q_i$  in (6.6) will successively contain more and more of the small primes, just like  $2^k$ ! or the product of the binomial coefficients

$$\binom{2}{1} \binom{4}{2} \binom{8}{4} \binom{16}{8} \dots \binom{2^{k+1}}{2^k}.$$

Unfortunately, the very large primes in  $Q_i$ , which are most unlikely to be factors of  $N$  anyway, are present in "normal" quantities, as demonstrated earlier using the algebraic model of the rho method, and so  $Q_i$  contains, on average, all the primes up to only about  $Ci^2$  for some constant  $C$ , which is poor considering the huge size of  $Q_i$ . The number of digits of each new factor of  $Q_i$  doubles twice in each step, and so does the number of digits of  $Q_i$ , which thus turns out to be about  $C \cdot 4^i$  for some constant  $C$ . If *only* the small primes were present in  $Q_i$ , then its size would allow all primes up to  $\ln Q_i \approx C_1 + 4^i \ln 2$  to appear and, if this could be achieved, only  $O(\ln p)$  steps would be necessary to find the factor  $p$  by performing Euclid's algorithm, which is  $O(\log N)$  in time, on  $Q_i$  and  $N$ .

Summarizing this line of thought: Pollard's rho method may be regarded as a technique for generating huge integers which, after  $i$  steps, contain all the small primes up to some limit  $Ci^2$  as factors, and the amount of work needed to find a specific prime factor  $p$  of  $N$  is therefore  $O(\sqrt{p})$  steps. An "ideal" prime generator could, after  $i$  steps, contain the primes up to about  $Cr^i$  and would thus require only  $O(\ln p)$  steps, with each step performing in  $O(\log N)^{k+1}$  seconds, in order to identify  $p$  as a factor of  $N$ . This corresponds to polynomial time performance.

Even if such an ideal prime generator cannot be constructed, the enormous gap between the orders of magnitude  $\sqrt{p}$  and  $(\log p)(\log N)^{k+1}$  means that there

is certainly much room for improvement of existing algorithms. Ultimately, the ideal could be approximated so closely that in practice, a factorization algorithm performing in nearly polynomial time would be achieved.

### Bibliography

1. J. M. Pollard, "Theorems on Factorization and Primality Testing," *Proc. Cambr. Philos. Soc.* **76** (1974) pp. 521–528.
2. H. C. Williams, "A  $p + 1$  Method of Factoring," *Math. Comp.* **39** (1982) pp. 225–234.
3. J. M. Pollard, "A Monte Carlo Method for Factorization," *Nordisk Tidskrift för Informationsbehandling (BIT)* **15** (1975) pp. 331–334.
4. Richard P. Brent, "An Improved Monte Carlo Factorization Algorithm," *Nordisk Tidskrift för Informationsbehandling (BIT)* **20** (1980) pp. 176–184.
5. Richard P. Brent and J. M. Pollard, "Factorization of the Eighth Fermat Number," *Math. Comp.* **36** (1981) pp. 627–630.
6. C. F. Gauss, *Disquisitiones Arithmeticae*, Yale University Press, New Haven, 1966, Art. 329–332.
7. Duncan A. Buell, *Binary Quadratic Forms. Classical Theory and Modern Computations*, Springer-Verlag, New York, 1989.
8. Daniel Shanks, "Class Number, A Theory of Factorization, and Genera," *Amer. Math. Soc. Proc. Symposia in Pure Math.* **20** (1971) pp. 415–440.
9. Louis Monier, *Algorithmes de Factorisations d'Entiers*, IRIA, Paris, 1980, pp. 3.13–3.24.
10. R. J. Schoof, "Quadratic Fields and Factorization," in H. W. Lenstra, Jr. and R. Tijdeman (eds.), *Computational Methods in Number Theory, Part II*, Mathematisch Centrum, Amsterdam, 1982, pp. 235–286.
11. Henri Cohen, *A Course in Computational Algebraic Number Theory*, Springer-Verlag, New York, 1993.
12. Michael A. Morrison and John Brillhart, "A Method of Factoring and the Factorization of  $F_7$ ," *Math. Comp.* **29** (1975) pp. 183–205.
13. D. H. Lehmer and R. E. Powers, "On Factoring Large Numbers," *Bull. Am. Math. Soc.* **37** (1931) pp. 770–776.
14. Maurice Kraitchik, *Théorie des Nombres, Tome II*, Gauthiers-Villars, Paris, 1926, pp. 195–208.
15. Carl Pomerance, "Analysis and Comparison of Some Integer Factoring Algorithms," in H. W. Lenstra, Jr. and R. Tijdeman (eds.), *Computational Methods in Number Theory, Part I*, Mathematisch Centrum Tract 154, Amsterdam, 1982, pp. 89–139.
16. Carl Pomerance and Samuel S. Wagstaff, Jr., "Implementation of the Continued Fraction Integer Factoring Algorithm," *Congr. Num.* **37** (1983) pp. 99–118.

## BIBLIOGRAPHY

17. Thorkil Naur, *Integer Factorization*, DAIMI report, University of Aarhus, 1982.
18. Thorkil Naur, "New Integer Factorizations," *Math. Comp.* **41** (1983) pp. 687–695.
19. A. A. Mullin, "Recursive Function Theory," *Bull. Am. Math. Soc.* **69** (1963) p. 737.
20. Carl Pomerance, "The Quadratic Sieve Factoring Algorithm," in *Advances of Cryptology, Proc. of Eurocrypt 84*, Lecture Notes in Computer Sc. 209, Springer-Verlag, Berlin, 1985 pp. 169–182.
21. James A. Davis and Diane B. Holdridge, "Factorization Using the Quadratic Sieve Algorithm," SANDIA report, SAND83-1346, SANDIA National Laboratories, Livermore, 1983.
22. R. D. Silverman, "The Multiple Polynomial Quadratic Sieve," *Math. Comp.* **48** (1987) pp. 329–339.
23. D. Wiedemann, "Solving Sparse Linear Equations over Finite Fields," *IEEE Trans. Inform. Theory* **32** (1986) pp. 54–62.
24. Brigitte Vallée, "Generation of Elements with Small Modular Squares and Provably Fast Integer Factoring Algorithms," *Math. Comp.* **56** (1991) pp. 823–849.
25. C. P. Schnorr and H. W. Lenstra, Jr., "A Monte Carlo Factoring Algorithm with Linear Storage," *Math. Comp.* **43** (1984) pp. 289–311.
26. H. W. Lenstra, Jr. "Factoring Integers with Elliptic Curves," *Ann. of Math.* (2) **126** (1987) pp. 649–673.
27. Peter Montgomery, "Speeding the Pollard and Elliptic Curve Methods of Factorization," *Math. Comp.* **48** (1987) pp. 243–264.
28. A. O. L. Atkin and F. Morain, "Finding Suitable Curves for the Elliptic Curve Method of Factorization," *Math. Comp.* **60** (1993) pp. 399–405.
29. Robert D. Silverman and Samuel S. Wagstaff, Jr. "A Practical Analysis of the Elliptic Curve Factoring Algorithm," *Math. Comp.* **61** (1993) pp. 445–462.
30. J. M. Pollard, "Factoring with Cubic Integers," in A. K. Lenstra and H. W. Lenstra, Jr. (eds.), *The Development of the Number Field Sieve*, Lecture Notes in Mathematics 1554, Springer-Verlag, New York, 1993, pp. 4–10.
31. J. P. Buhler, H. W. Lenstra, and C. Pomerance, "Factoring Integers with the Number Field Sieve," in A. K. Lenstra and H. W. Lenstra, Jr. (eds.), *The Development of the Number Field Sieve*, Lecture Notes in Mathematics 1554, Springer-Verlag, New York, 1993, pp. 50–94.
32. A. K. Lenstra, H. W. Lenstra, Jr., M. S. Manasse, and J. M. Pollard, "The Factorization of the Ninth Fermat Number," *Math. Comp.* **61** (1993) pp. 319–349.
33. Daniel J. Bernstein and A. K. Lenstra, "A General Number Field Sieve Implementation," in A. K. Lenstra and H. W. Lenstra, Jr. (eds.), *The Development of the Number Field Sieve*, Lecture Notes in Mathematics 1554, Springer-Verlag, New York, 1993, pp. 103–126.
34. J. Buchmann, J. Lohs and J. Zayer, "An Implementation of the General Number Field Sieve," in Douglas R. Stinson (ed.), *Advances in Cryptology CRYPTO '93*, Lecture Notes in Computer Sc. 773, Springer-Verlag, New York, 1994, pp. 159–165.



## CHAPTER 7

# PRIME NUMBERS AND CRYPTOGRAPHY

### Practical Secrecy

There is a remarkable disparity between the degree of difficulty of the task of multiplication and that of factorization. Multiplying integers together is a reasonable exercise for a young child if the integers are small, and it remains a very straightforward task even when the integers are very large. The reverse operation, however, that of resolving a given integer into factors, is cumbersome except for the very smallest integers and becomes near to impossible for large numbers. This asymmetry is exploited in a new kind of cryptosystem, called RSA after its discoverers, Rivest, Shamir and Adleman. In the RSA system secrecy is provided by placing a would-be codebreaker in a situation where in principle he *commands all information necessary* for reading the protected message but is confronted with an arithmetic task which in practice is prohibitively time-consuming.

In this chapter we describe and discuss the basic algorithms underlying such cryptosystems.

Since these systems seem to achieve secrecy without keeping any key secret they are often referred to by the term *Public Key Cryptosystems* or *Open Key Cryptosystems*. We prefer the designation *Open Encryption-Key Systems*, since there also is a decryption key which, of course, must be kept secret.

### Keys in Cryptography

Encryption may be seen as an operation on a segment (*coding unit*) of plaintext  $T$  yielding a corresponding segment of ciphertext  $C$  according to an encryption function  $f$ :

$$C = f(T). \quad (7.1)$$

Decryption is the inverse operation, performed by the function  $f^{-1}$ :

$$T = f^{-1}(C). \quad (7.2)$$

In most conventional cryptosystems, the mathematical relation between  $f$  and  $f^{-1}$  is trivial. For decryption, the encryption tables need only be read the other way round. If encryption is performed as word-by-word substitution of codes for

plaintext words, then the writer will require, say, an English-to-Crypto code-book while the reader will find it convenient to have a Crypto-to-English dictionary, if the crypto vocabulary is at all large. Either of these books can be obtained from the other by a mere sorting process.

The encryption function  $f$  is traditionally defined by an algorithm and one or more parameters for that algorithm. The parameters (*key of the day*) are changed more often than the algorithm, and different sets of parameters may be chosen for different correspondents sharing the same algorithm (and communications network and crypto machinery). It is customary for cryptographers to assume that the algorithm is known to illegitimate readers, *the enemy*, but that the parameters are not, and the set of parameters is therefore called the *key*. Similarly,  $f^{-1}$  is described by a different algorithm with its own parameters. Since these two sets of parameters, if at all different, can easily be derived, one set from the other, the term *key* is often used loosely for the set of parameters as well for encryption as for decryption.

Now, the innovation introduced by RSA lies in the design of a system where  $f^{-1}$  may remain unknown to someone who possesses  $f$ . The existence of such a crypto opens up fascinating perspectives. Since  $f$  can be openly announced, crypto traffic is not hampered by the traditional difficulties of safely conveying the key from one place to another. The key for each addressee could in fact be published in a telephone directory or—to take a more practical example—in conjunction with the list of mailboxes in a computerized message system. The cryptosystem becomes less vulnerable, since every correspondent will have sole responsibility for the decryption key applicable to messages directed to him. Unauthorized readers will gain nothing if they come into the possession of what is otherwise lethal for most cryptosystems, a pair of plain and crypto texts. In fact, a sender of encrypted text will not be able to decode what he himself has written!

In this context we can no longer consider the distinction between the encryption and decryption keys as one involving merely a practical reformulation. The *practical* inconvenience for the unauthorized reader is precisely the heart of the matter. This is the reason why we shall prefer the term *Open Encryption-Key Systems*.

In a famous paper [1] Claude Shannon, the father of mathematical information theory, discusses the security of secrecy systems. He shows that the plaintext can be completely and unambiguously recovered if and only if the redundancy of the plaintext is at least as large as the sum of the noise and the information content of the key. Here redundancy and information content of the key have to be taken in the quantitative sense defined by Shannon in his paper. He hastens to add that this is a theoretical lower limit: where a cipher is breakable in principle according to this condition, it could still be practically secure because the number of operations required to determine the key might be excessively large. Cryptosystems, he points out, differ not only in the size of the information content of their keys

but also in the amenability of the cipher text to effective tests.—The ciphers now under discussion represent an extreme case in the relation between key size and computational complexity for the codebreaker! There is no secret key information to detect whatsoever and “only” a formidable computational problem!—From this point of view, the RSA-system can be regarded as having a key with information content zero. Such cryptosystems have not been in use earlier.

## Arithmetical Formulation

It is often convenient to describe the functions  $f$  and  $f^{-1}$  by using arithmetical formulas. To do so, we first need to represent the text, plaintext as well as cryptotext, as a series of digits which can be split into parts and each part interpreted as an integer. Thus, each segment of text to be encrypted or decrypted (i.e. each coding unit) has first to be expressed as an integer. A common way of deriving such an integer representation of the text is to replace each letter and punctuation mark by a two-digit decimal number and splitting the resulting decimal digit string into integers of suitable size.—In order to simplify the terminology in the following, we shall use the words plaintext and cryptotext also for the integer representations of the coding units of plaintext and cryptotext, respectively.

**Example.** A large class of encryption algorithms may be described as addition of a number to the (integer representing the) plaintext of a coding unit:

$$C = T + k, \quad \text{yielding} \quad T = C - k,$$

which is the corresponding decryption algorithm (where  $k$ , of course, is the key).

## RSA Cryptosystems

The encryption algorithm in the RSA type of ciphers can be described as exponentiation of the plaintext, followed by reduction mod  $N$ :

$$C \equiv T^k \pmod{N}. \tag{7.3}$$

Decrypting, then, would entail extracting the  $k$ th root of  $C \pmod{N}$ . Now, while it is possible with reasonable computational effort, to raise to a power mod  $N$ , it is virtually impossible for very large  $C$  and  $N$  to extract the corresponding root mod  $N$  because of the absence of any (known) reasonably fast root extraction algorithm mod  $N$  for *composite* numbers  $N$ . The function  $f$ , having no easily computed inverse function  $f^{-1}$ , is therefore said to be a *trapdoor* function. See reference [3].

However, if  $k$  and  $N$  have been suitably chosen, it turns out that there exists an integer  $k'$  such that

$$T \equiv C^{k'} \pmod{N}. \tag{7.4}$$

## HOW TO FIND THE RECOVERY EXPONENT

This means that *decryption as well as encryption* is performed by the computationally acceptable operation of raising to a power mod  $N$ . In order to be able to perform this, the *recovery exponent*  $k'$  needs to be known and, though determined by  $k$  and  $N$ ,  $k'$  is in fact not easy to find.

Thus the basis of these procedures is that

1.  $a^{kk'} \equiv a \pmod{N}$ , for any  $a$ .
2. Given  $N$  and  $k$ , it is difficult to determine  $k'$  or any other integer  $s$  such that  $a^{ks} \equiv a \pmod{N}$ .

### How to Find the Recovery Exponent

This section contains deductions making use of certain results from group theory and number theory. Therefore, readers unfamiliar with these topics can either skip this section or, before reading on, consult Appendix 1, in particular Lagrange's Theorem on p. 248, and Appendix 2, especially "The Structure of the Group  $M_n$ " on pp. 270–273.

The connection between the encryption exponent  $k$  and the recovery exponent  $k'$  in an RSA cryptosystem may be found by considering the structure of the group  $M_N$  of primitive residue classes mod  $N$ . From Lagrange's Theorem it follows that every element  $a$  of this group has an order  $e$  which is a factor of the order of the group, i.e. of the number of group elements, which is Euler's totient function  $\varphi(N)$ . Thus, for any plaintext  $T$  transformed to an integer  $a \pmod{N}$ , we have

$$a^{\varphi(N)} \equiv 1 \pmod{N}, \quad (7.5)$$

provided that  $\text{GCD}(a, N) = 1$ . (The exception  $\text{GCD}(a, N) > 1$  will be discussed below.) Thanks to Carmichael's Theorem on p. 274, however, we can do a little better than this, namely

$$a^{\lambda(N)} \equiv 1 \pmod{N}, \quad (7.6)$$

where  $\lambda(N)$  is Carmichael's function. The reason why (7.6) is better than (7.5) is that  $\lambda(N)$  is always a *proper* divisor of  $\varphi(N)$  when  $N$  is the product of distinct odd primes,  $\lambda(N)$  being smaller than  $\varphi(N)$  in this instance. The choice of  $N$  as a product of precisely two primes turns out to be the principal case in RSA systems, a circumstance in which  $\lambda(N)$  takes a particularly simple form, viz.  $\lambda(pq) = (p-1)(q-1)/\text{GCD}(p-1, q-1)$ . Now, Theorem A2.12 immediately gives the relationship between  $k$  and  $k'$ :

$$a^{kk'} \equiv a \pmod{N} \quad \text{if} \quad kk' \equiv 1 \pmod{\lambda(N)}. \quad (7.7)$$

Note that provided  $N$  is a product of distinct primes, (7.7) holds for *all*  $a$ , thus dealing with the above-mentioned exception  $\text{GCD}(a, N) > 1$  in Euler's Theorem.

## PRIME NUMBERS AND CRYPTOGRAPHY

Further, the function  $f(T)$  used in the RSA system is constructed as follows: Take a composite number  $N$  which is difficult to decompose into prime factors, for instance the product of two *large* primes  $p \cdot q$ . Compute first  $\lambda(N)$ , then choose an integer  $m$  such that you can find a factorization of

$$m\lambda(N) + 1 = k \cdot k'. \quad (7.8)$$

Now let the encryption trapdoor-function  $f(T)$  be

$$f(T) = C \equiv T^k \pmod{N}. \quad (7.9)$$

*Knowing* the factorization (7.8), by (7.7) we can now recover  $T$  from  $C$  by computing

$$C^{k'} \equiv T^{kk'} \equiv T^{m\lambda(N)+1} \equiv T \pmod{N}. \quad (7.10)$$

The decryption is performed by aid of this formula. However, if the factorization (7.8) *is not known* then  $f(T)$  can be considered to be a true trapdoor-function which is practically impossible to invert. Since the decomposition of large integers into prime factors is, at present, difficult to accomplish, it is likewise difficult to crack the code by first splitting  $N$  into  $p \cdot q$ , from this factorization computing  $\lambda(N) = \text{LCM}[p-1, q-1]$  and, finally, determining  $k'$  when  $N$  and  $k$  (the encryption keys) are known.—It is because of this relationship between  $k$  and  $k'$  that the security of the RSA cryptosystems stands and falls with the difficulty of practically factorizing large integers.

### A Worked Example

An easy way of becoming acquainted with the details of the RSA method is to work out an example in full. Let us first select two primes  $p$  and  $q$  of reasonable size rather than very large primes, in order to get an easier-to-handle example. We have to start by computing  $N$  and  $\lambda(N)$ :

$$p = 4403346 \ 54777631, \quad q = 1452951 \ 43558111$$

$$N = 63978 \ 48687952 \ 71438588 \ 31415041$$

$$\lambda(N) = \text{LCM}[p-1, q-1] = \text{LCM}[4403346 \ 54777630, \ 1452951 \ 43558110].$$

Applying Euclid's algorithm to  $p-1$  and  $q-1$ , we find the GCD of  $p-1$  and  $q-1$  to be 90, and so

$$\lambda(N) = \frac{(p-1)(q-1)}{90} = 710 \ 87207643 \ 91839803 \ 22589770.$$

Next, we have the choice of two methods in order to find integers  $m$ ,  $k$  and  $k'$  satisfying (7.8). *One alternative* is to try to factorize  $m\lambda(N)+1$  for  $m = 1, 2, 3, \dots$

## A WORKED EXAMPLE

successively until we obtain a factorization that can be used. The factorizations of the first six numbers of this kind turn out to be:

$$\begin{aligned}
 \lambda(N) + 1 &= 710\,87207643\,91839803\,22589771 = \\
 &= 1193 \cdot 17107 \cdot 55511 \cdot 2990957 \cdot 2\,09791523 \\
 2\lambda(N) + 1 &= 1421\,74415287\,83679606\,45179541 = \\
 &= 47 \cdot 131 \cdot 199 \cdot 1716499 \cdot 3322357 \cdot 2\,03474209 \\
 3\lambda(N) + 1 &= 2132\,61622931\,75519409\,67769311 = \\
 &= 6257 \cdot 674683 \cdot 2\,97801601 \cdot 16\,96366781 \\
 4\lambda(N) + 1 &= 2843\,48830575\,67359212\,90359081 = \\
 &= 17 \cdot 53 \cdot 5605331 \cdot 56\,30220352\,11575351 \\
 5\lambda(N) + 1 &= 3554\,36038219\,59199016\,12948851 = \\
 &= 15647 \cdot 17450633 \cdot 1\,30172483\,87079301 \\
 6\lambda(N) + 1 &= 4265\,23245863\,51038819\,35538621 = \\
 &= 2293 \cdot 29581 \cdot 49864411 \cdot 12610\,58128567
 \end{aligned}$$

Please note that the example given is unrealistically small. If you assume that no-one can factorize your  $N$ , then it is probably about as difficult to find the complete prime factorizations of the numbers  $m\lambda(N) + 1$  (which are of approximately the same size as  $N$ ) as it would be to factorize  $N$ , unless you happen to be the *only* factorization champion around. For a much larger value of  $N$  than the one we have chosen, you would probably find only one or two small prime factors in attempting the factorization of the first numbers in the series  $m\lambda(N) + 1$ . Thus, unless particularly fond of factorizing, you might stop after having computed the first factor 1193 of the initial number  $\lambda(N) + 1$  and then choose  $k = 1193$  and  $k' = (\lambda(N) + 1)/1193 = 59586930\,12901793\,63220947$ .

*The other alternative* for obtaining valid combinations of  $m$ ,  $k$  and  $k'$ , which happens to be useful even if there is no factorization program at all available, is to compute  $m$  such that  $m\lambda(N) + 1$  is divisible by some factor  $k$  that *has been chosen in advance*. This leads to a linear congruence mod  $k$  for  $m$ , and is therefore quite a simple problem. If, as an example, we pick  $k = 101$ , then  $m\lambda(N) + 1 \equiv 0 \pmod{101}$ , which leads to  $11m \equiv -1 \pmod{101}$  and  $m \equiv 55 \pmod{101}$ , and thus we may choose  $m = 55$ , yielding  $k' = (55\lambda(N) + 1)/101 = 387\,10855647\,67833556\,21212251$ .

Suppose in this example we decide to use the first possible combination found,  $m = 1$ ,  $k = 1193$ , then the public keys for the cryptosystem in question will be

$$N = 63978\,48687952\,71438588\,31415041 \text{ and } k = 1193.$$

Next, we consider the minor problem of converting the original text to integers mod  $N$ . This is achieved by translating the characters of the text into digits by

## PRIME NUMBERS AND CRYPTOGRAPHY

using some code like the following one:

A = 01	K = 11	U = 21	1 = 31
B = 02	L = 12	V = 22	2 = 32
C = 03	M = 13	W = 23	3 = 33
D = 04	N = 14	X = 24	4 = 34
E = 05	O = 15	Y = 25	5 = 35
F = 06	P = 16	Z = 26	6 = 36
G = 07	Q = 17	, = 27	7 = 37
H = 08	R = 18	. = 28	8 = 38
I = 09	S = 19	? = 29	9 = 39
J = 10	T = 20	0 = 30	! = 40

etc. until we reach

blank space = 00.

There is no need to construct a special conversion code since many codes for information interchange could be used that do already exist. If, working on a binary computer, you utilize the internal representation for the characters of the alphabet, the conversion of the plaintext to numerical representation is effected automatically when the computer reads the text.

After deciding how to encode the letters and other characters, group the resulting numbers in such a way that the final number is  $< N$ . In our example, with  $N$  a 29-digit number, we group together 14 2-digit numbers, corresponding to a string of text consisting of 14 letters, figures or punctuation marks. Thus the original text is, this case, split into groups of 14 characters and, if necessary, extended with blanks to complete the final group of 14 characters.

Suppose now that we wish to encrypt the following message:

THIS IS AN EXAMPLE OF THE RSA PUBLIC KEY CRYPTOSYSTEM.

First we apply the code above to transform the characters in the text into two-digit groups. These are at the same time grouped together into 28-digit groups and the last one is filled out with blanks at the end:

$$T_1 = 20\ 08\ 09\ 19\ 00\ 09\ 19\ 00\ 01\ 14\ 00\ 05\ 24\ 01$$

$$T_2 = 13\ 16\ 12\ 05\ 00\ 15\ 06\ 00\ 20\ 08\ 05\ 00\ 18\ 19$$

$$T_3 = 01\ 00\ 16\ 21\ 02\ 12\ 09\ 03\ 00\ 11\ 05\ 25\ 00\ 03$$

$$T_4 = 18\ 25\ 16\ 20\ 15\ 19\ 25\ 19\ 20\ 05\ 13\ 28\ 00\ 00.$$

Next, these numbers are transformed by means of the trapdoor-function  $C \equiv T^{1193}$

## SELECTING KEYS

mod  $N$ , leading to 29 digits of ciphertext in each:

$$C_1 = 38582\ 33510426\ 58202111\ 82477004$$

$$C_2 = 34717\ 15763572\ 72707638\ 39377289$$

$$C_3 = 02867\ 37837457\ 86578878\ 47201742$$

$$C_4 = 08831\ 02912032\ 34436084\ 99714688.$$

Finally, these four 29-digit numbers, written in sequence, constitute the complete ciphertext:

3858233510426582021118247700434717157635727270763839377289  
0286737837457865788784720174208831029120323443608499714688

Consider now the converse problem. In order to *decipher*, we first split the ciphertext into groups of 29 digits (since  $N$  contains 29 digits), resulting in, of course, the four numbers  $C_1$ ,  $C_2$ ,  $C_3$  and  $C_4$  above. The next step is to transform each of these numbers by applying

$$T \equiv C^{59586930\ 12901793\ 63220947} \pmod{N},$$

yielding  $T_1$ ,  $T_2$ ,  $T_3$  and  $T_4$  as 29-digit numbers, which means that each number begins with a redundant zero. Deleting this superfluous zero and using the code for transcribing the characters, we finally convert this sequence of two-digit groups back to the original plaintext.

### Selecting Keys

In order to find valid combinations of  $N$ ,  $k$  and  $k'$ , the size of the coding unit must first be decided upon, and thereby the order of magnitude of  $N$ . Thus, if the coding unit is chosen to contain  $M$  decimal places, then  $N$  must be at least equal to  $10^M$  in order that all distinct messages possible within the coding unit have different representations when reduced mod  $N$ . The longer the coding unit, the greater the labour of encryption and inefficiency for short messages, but the higher the security. With the computational resources available today it is reasonable to set  $M$  to, say, 200–300.

Further, we would like  $N$  to be composed of two primes,  $p$  and  $q$ , which are *both* large, so that the enemy cannot use the relatively simple factorization procedures available based on finding small factors. To determine such numbers  $N$ ,  $p$  and  $q$  we select  $p$  in the range of, say,  $N^{0.4}$  to  $N^{0.45}$  and search for a value of  $q$  close to  $N/p$ . In the next subsection we describe how to find primes of a given approximate size.



After having chosen  $p$  and  $q$ , we can obtain a valid pair  $k$  and  $k'$  by following one of the procedures demonstrated in the worked example above. Please note that  $k$  should not be taken too small because it might occasionally happen that for a very short message  $T$ , its ciphertext  $C \equiv T^k \pmod{N}$  is simply  $T^k$  and because  $T^k$  is smaller than  $N$  it is *thus not affected by the reduction mod  $N$* . (Very small decimal representations of units of plaintext can be avoided by placing these texts *first* in the coding unit; not *last*. Taking this precaution, a small value of  $k$  does no harm!)

## Finding Suitable Primes

In order to design an RSA-system, we must be able to find a prime  $P$  of a certain approximate size. One way this *could* be done would be simply to test random numbers of the wanted size for primality and then pick a prime when one occurs. However, if  $P$  is rather large, say about  $10^{60}$ , the scarcity of primes will force us to make in average  $\ln P \approx 138$  trials before a prime is produced. This large number of trials can be reduced in several ways. One way to enhance the probability for  $P$  to be prime is to choose  $P$  of some special form which avoids many of the small primes as factors, such as  $P = 2 \cdot 3 \cdot 5 \cdot 7 \cdot 11 \cdot 13 \cdot 17 \cdot 19k \pm 1 = 9699690k \pm 1$ . These two particular forms would reduce the 138 average trials to 24. However, when using this technique, you have to be careful *not to end up with a prime  $P$  having  $P - 1$  or  $P + 1$  composed of only small prime factors*, because in such a case the factor  $P$  of  $N$  can easily be revealed by using the  $(p - 1)$ - or the  $(p + 1)$ -method, and the code cracked.—Furthermore, any  $P$  constructed in this way carries with it another disadvantage if used in an RSA-system: the code will expose what we shall call many fixed points of low order. This will be explained in detail in the next subsection.

A safer way of producing a “random” prime  $P$  is to apply the sieve of Eratosthenes as described on pp. 5–6. Again, looking for a prime near  $10^{60}$ , just pick a “starting point” near  $10^{60}$  for the interval to sieve and then sieve, say 5000 consecutive odd integers with all odd primes  $< 1000$ . This will leave approximately 810 numbers untouched by the sieve, among them approximately 72 primes in the interval chosen. Test these numbers for primality until a prime is found.—To check that the prime picked is suitable for use in an RSA-system, apply the rules given in the following two subsections.—The problem of generating suitable primes has been considered in [6].

**Exercise 6.1. Sieving for a prime in  $(10^{60}, 10^{60} + 10000)$ .** In sieving with one of the trial divisors  $p$  in the sieve above, *one operation only* needs to be performed in multiple precision arithmetic, namely the computation of the first odd multiple of  $p$  above the number chosen ( $10^{60}$ ). To represent the sieving interval  $(10^{60}, 10^{60} + 10000)$  more conveniently, first displace it to  $(0, 10000)$  and then remove all even integers. After this transformation the sieving with the trial divisor  $p$  can proceed exactly as shown in the program Eratos-

## THE FIXED POINTS OF AN RSA SYSTEM

thenes on p. 5. However, the statement  $\text{start} := (m \text{ DIV } q) * q + p$  in the program has to be changed to  $\text{start} := ((10^{60} + 1) \text{ DIV } q) * q + p - 10^{60}$  and carried out in multiple precision arithmetic. (If you have no multiple precision arithmetic available you may instead take advantage of the special form of the number  $10^{60}$  and compute  $10^{60} + 1 \bmod q$  by successively computing  $10^7 \bmod q$ ,  $10^8 \bmod q$ ,  $10^{15} \bmod q$ ,  $10^{30} \bmod q$  and, finally,  $10^{60} + 1 \bmod q$ .)—After having sieved the interval with all small primes, test some of the remaining integers for pseudoprimality with several bases and pick one of the pseudoprimes found. (Note that a Carmichael number, and thus also many of the pseudoprimes for the base  $a$ , works as well as a genuine prime in (7.5)–(7.7) and thus works fine in an RSA-system *as far as encryption and decryption is concerned!* The main disadvantage of using pseudoprimes is that  $N$  will be composed of much smaller prime factors than necessary and thus the code more vulnerable to cracking by factoring  $N$ .) Check that  $p - 1$  and  $p + 1$  are not composed of *only* small prime factors by making a factor search up to  $10^5$ . (If  $P = 10^{60} + z$ , looking for a factor  $p < 10^5$  of  $P \pm 1$  can, as above, be done without using multiple precision arithmetic, by first computing  $r \equiv 10^{60} \bmod p$  in the way described earlier and then proceeding by computing  $r + z \bmod p$  and checking if this is 1 or  $p - 1$ . Do not divide  $N$  by any factors found during the trial division, because  $N/p$  is unlikely to show any special form useful for shortcuts during the computations. Just store the factors and reduce  $N$  in the end by the factors found. Do not forget to test all factors for multiplicity in  $N$ .)

### The Fixed Points of an RSA System

The following fact imposes a serious restriction on the choice of  $p$  and  $q$ : there exist plaintexts  $T$  which are revealed by the application of the *encryption* algorithm on the corresponding ciphertext  $C$ ! This can be explained as follows: Although  $\lambda(N) + 1$  is the smallest exponent  $s$  for which  $a^s \equiv a \bmod N$  for *all*  $a$ , there do exist *particular values* of  $a$  satisfying  $a^s \equiv a \bmod N$  for much smaller values of  $s$  than  $\lambda(N) + 1$ . If such values are abundant for some rather small values of  $s$ , then many units of ciphertext will be transformed into plaintext simply by reducing low powers of the ciphertext  $\bmod N$ ! In some instances even the *ciphertext itself* is identical to the plaintext! Thus, we could have

$$f(T) = C \equiv T^k \equiv T \bmod N. \quad (7.11)$$

Such a text  $T$  is called a *fixed point* of the transformation  $f(T)$ . In the case when the text is revealed by applying  $f$   $n$  times,  $T$  is called a *fixed point of order*  $n$ . Mathematically, the problem of determining all the fixed points of order  $n$  is equivalent to finding all solutions to the congruence

$$T^{k^n} \equiv T \bmod N. \quad (7.12)$$

It can be shown that the number of solutions to this congruence is

$$g(n) = (1 + \text{GCD}(k^n - 1, p - 1)) \times (1 + \text{GCD}(k^n - 1, q - 1)). \quad (7.13)$$

## PRIME NUMBERS AND CRYPTOGRAPHY

Hence, since  $k$  is always odd, the total number of fixed points (of all orders) lies between at least  $(1 + 2)(1 + 2) = 9$  and a number which depends upon the choice of  $p, q$  and  $k$ . It is obvious from (7.13) that if  $p - 1$  and/or  $q - 1$  contains many small prime factors, then the chance that  $\text{GCD}(k^n - 1, p - 1)$  and/or  $\text{GCD}(k^n - 1, q - 1)$  is large for small values of  $n$  increases. Therefore, such choices should be avoided in order to reduce the risk that a substantial portion of the message can be revealed simply by repeatedly using the known transformation  $f$  on the ciphertext  $C$ .

**Example.** Let us apply formula (7.13) to our earlier example

$$N = 4403346 \ 54777631 \cdot 1452951 \ 43558111$$

with the choice  $k = 1193$ . Putting the computer to work, we find that

$$g(1) = g(3) = g(5) = g(7) = g(9) = g(11) = \dots = 9,$$

$$g(2) = g(10) = g(14) = g(22) = g(26) = \dots = 49,$$

$$g(4) = g(8) = g(16) = g(20) = g(28) = \dots = 961,$$

and the rather horrifying

$$g(6) = 31141, \ g(12) = 745381, \ g(36) = 2219761, \ g(84) = 5217121, \dots$$

This result, which makes our choice of  $p, q$  and  $k$  somewhat unsecure, is due to the factorizations of  $p - 1$  and  $q - 1$ :

$$p - 1 = 2 \cdot 3^3 \cdot 5 \cdot 31249 \cdot 52189481, \quad q - 1 = 2 \cdot 3^2 \cdot 5 \cdot 7^2 \cdot 13 \cdot 25 \ 34364967,$$

containing too many small prime factors to be recommendable.—It is far better from this point of view to choose  $p$  and  $q$  such that

$$p = 2p' + 1, \quad q = 2q' + 1 \quad \text{with } p', q' \text{ primes.} \quad (7.14)$$

With this choice, the only fixed points of low order are *normally* (there are exceptions) the nine fixed points of order 1, three of which have the numerical values 0 and  $\pm 1$ . We may now ask what about the remaining six fixed points of order 1? Should they be avoided as coding units? Ironically, they ought not to be because, if they are explicitly pointed out, then  $p$  and  $q$  could be deduced and hence the code broken! Thus, we are in the peculiar situation that we must not reveal which messages are not hidden by the encryption.

### How Safe is an RSA Cryptosystem?

As we have seen above, the choice of safe values of  $p$  and  $q$  is not trivial. One pitfall is the choice of  $p$  and  $q$  such that  $N$  is comparatively easy to factorize. As a

matter of fact, the problem of factoring  $N$  and that of cracking the RSA code based on  $N$  can be shown to be mathematically equivalent. Thus, the safest procedure to follow after  $p$  and  $q$  have been chosen is to try to factorize  $N = p \cdot q$  with all known methods, just in case  $N$  is vulnerable to easy factorization by some algorithm. A knowledge of the theoretical background of the various factorization methods in existence can help us to avoid certain dangerous situations such as the case when  $p - 1$  or  $q - 1$  has only small prime factors, in which circumstance the factorization of  $N$  is found without difficulty by Pollard's  $(p - 1)$ -method. (By the way, this is also the reason why in such instances the ciphertext is easily revealed by repeated application of the trapdoor transformation  $f$ .)

Further, since it is possible to factorize 100-digit numbers, it is obvious that  $N$  must be chosen much larger in order to obtain a safe cryptosystem based on the RSA method. However, the larger the value of  $N$ , the longer the blocks used in the encryption and decryption algorithms will be and the more time-consuming and costly will the procedure become.

### Superior Factorization

All the arguments above concerning the difficulty of factorizing  $N$  rest on the assumption that we can estimate the enemy's capacity to factorize large numbers. The general methods available today require an effort which is proportional to  $N^{\approx 0.13}$ . Increased computer power will therefore only marginally aid the enemy. However, when faster computers do become universally available we will, in turn, be able to afford to increase the length of the coding unit and hence  $N$ .

However, in theory there is no reason why it should not be possible one day to devise a factorization method with a time consumption which grows only as a polynomial function of  $\ln N$ , in which case it might be meaningful to spend the computer power needed to compute the factorization of  $N$  and thereby reveal the secret message. Since this requires new intellectual insight into number theory, there is no way of estimating the probability of it happening—or even the probability that it has already happened in some taciturn enemy's headquarters somewhere. In this sense RSA cryptos are, and will remain, unsafe.

Also other groups than  $M_n$  have been used to design public key cryptosystems. One is based on the group of rational points on elliptic curves. This attempt comes out quite complicated, and we have to refer the interested reader to [7].

### Bibliography

1. Claude Shannon, "A Mathematical Theory of Communication," *Bell System Technical Journal* 27 (1948) pp. 379–423 and 623–656.

## PRIME NUMBERS AND CRYPTOGRAPHY

2. Martin Gardner, "A New Kind of Cipher that Would Take Millions of Years to Break," *Scientific Am.* **237** (Aug. 1977) pp. 120–124.
3. W. Diffie and M. E. Hellman, "New Directions in Cryptography," *IEEE Trans. Inform. Theory* **22** (1976) pp. 644–654.
4. R. L. Rivest, A. Shamir, and L. Adleman, "A Method For Obtaining Digital Signatures and Public-Key Cryptosystems," *Comm. ACM* **21** (1978) pp. 120–126.
5. Alan G. Konheim, *Cryptography: A Primer*, Wiley-Interscience, New York, 1981.
6. János Pintz, William L. Steiger, and Endre Szemerédi, "Infinite Sets of Primes with Fast Primality Tests and Quick Generation of Large Primes," *Math. Comp.* **53** (1989) pp. 399–406.
7. Neal Koblitz, *A Course in Number Theory and Cryptography*, Springer-Verlag, 1987.

## APPENDIX 1

### BASIC CONCEPTS IN HIGHER ALGEBRA

#### Introduction

The study of various algebraic structures is included in higher algebra. Some of these structures are important in number theory, and so we give a short account of these. The examples given will frequently be taken from higher arithmetic.

#### Modules

Let us start by giving the

**Definition A1.1.** A set of numbers  $M$  is called a module, if the following is true: If  $x$  and  $y$  belong to  $M$ , then  $x + y$  and  $x - y$  also belong to  $M$ .

This may be expressed differently: A module is closed under addition and subtraction. Actually, it suffices to require closure under *subtraction only*, because if  $x - y$  always belongs to  $M$ , so does  $x - x = 0$ , and consequently  $0 - y = -y$ , and finally  $x - (-y) = x + y$ .—A module is thus a very simple structure.

#### Examples of modules.

1. The set of all integers  $n$ , because the sum and the difference of two integers are always integers.
2. The set of all (integer) multiples of an arbitrary number,  $\alpha$  (which need not be an integer). Obviously  $n\alpha \pm m\alpha = (n \pm m)\alpha$  also belongs to the set, which thus is a module.

If a module contains the number  $\alpha$ , it contains all multiples  $n\alpha$  of  $\alpha$ . If the module consists only of integers, we have this wonderfully simple theorem, which leads to quite far-reaching consequences:

**Theorem A1.1.** All elements of a module  $M$ , containing only integers, are multiples of a certain integer  $d$ , which is the smallest positive integer of  $M$ . (Exception: the module consisting of only the integer 0.)

**Proof.** Suppose that  $d$  is the smallest positive integer of  $M$ . Now, suppose further that  $M$  contains some integer  $x$ , which is *not* an integer multiple of  $d$ . Since  $x$  is not a multiple of  $d$ , it must fall between two consecutive multiples of  $d$ :

## BASIC CONCEPTS IN HIGHER ALGEBRA

$nd < x < (n + 1)d$ . But in such a case the integer

$$y = x - d - d - \dots - d = x - nd$$

is also a member of  $M$ , because of its construction. But then obviously we also have  $0 < x - nd = y < d$ , which implies that there is a positive number  $y < d$  in  $M$ , which contradicts the definition of  $d$  as the *smallest* positive integer of  $M$ . Hence it is impossible to have any integer  $\neq nd$  in the module, which proves the theorem.

If a module contains the numbers  $\alpha_i$ ,  $i = 1, 2, 3, \dots$ , it also contains all (integer) multiples of these numbers and all sums and differences of these multiples (this is what is termed all linear combinations with integer coefficients of the numbers  $\alpha_i$ ). If this completely exhausts the module, every element  $x$  of the module can be written in the form

$$x = \sum_i n_i \alpha_i, \tag{A1.1}$$

where the  $n_i$ 's are arbitrary integers. If none of the numbers  $\alpha_i$  can be written as a linear combination with integer coefficients of the other  $\alpha_i$ 's, then the  $\alpha_i$ 's are called *generators* of the module, and the module (A1.1) is also the smallest module containing these generators. In this case also the representation (A1.1) for a general element of the module is the simplest possible.

**Example.** The module having the generators  $1, \sqrt{2}$  and  $\pi$  has the elements

$$x = m + n\sqrt{2} + p\pi,$$

where  $m, n$  and  $p$  are arbitrary integers.

Theorem A1.1 above can also be re-formulated as: Every integer module is generated by its smallest positive element.

### Euclid's Algorithm

An important problem is: Given the integers  $a$  and  $b$ , what is the smallest module  $M$  containing  $a$  and  $b$  as elements? Since  $M$  is obviously an integer module and since each integer module consists of the integral multiples of its generator  $d$ , the problem is to find  $d$ . Since both  $a$  and  $b$  must be multiples of  $d$ ,  $a = a_1d$  and  $b = b_1d$ ,  $d$  certainly is a common divisor of  $a$  and  $b$ . Since we are looking for the *smallest* possible  $M$ ,  $d$  obviously has to be as *large* as possible. Thus,  $d$  is the *greatest common divisor* (GCD) of  $a$  and  $b$ , denoted by  $d = \text{GCD}(a, b)$ .

Effective computation of  $d$  from  $a$  and  $b$  is carried out by Euclid's algorithm which, by repeated subtractions of integers known to belong to the module  $M$ ,

## EUCLID'S ALGORITHM

finally arrives at  $d$ . The technicalities of Euclid's algorithm may be described in this way:

If  $a = b$ , obviously  $d = \text{GCD}(a, b) = a$ , and the problem is solved. If  $a \neq b$ , we can, if necessary, re-name the integers and call the larger of the two integers  $a$ . (Without loss of generality we consider only *positive* integers  $a$  and  $b$ , since  $-n$  has the same divisors as  $n$ .) Now subtract  $b$  from  $a$  as many times as possible to find the least non-negative remainder:

$$a - b - b - \dots - b = r.$$

These subtractions are performed as a division of  $a$  by  $b$ , giving the quotient  $q$  and the remainder  $r$ :

$$a = bq + r, \quad \text{with } 0 \leq r < b. \quad (\text{A1.2})$$

The integer  $r$  belongs to the module  $M$  by construction. If  $r > 0$ , a still smaller member  $r_1$  of  $M$  can be found by a similar procedure from  $b$  and  $r$ , which both belong to  $M$ :

$$b = rq_1 + r_1, \quad \text{with } 0 \leq r_1 < r. \quad (\text{A1.3})$$

In this manner, a decreasing sequence of remainders can be found until some remainder  $r_n$  becomes  $= 0$ . We then have

$$a > b > r > r_1 > \dots > r_{n-1} > r_n = 0. \quad (\text{A1.4})$$

Some  $r_n$  will  $= 0$  sooner or later, because every strictly decreasing sequence of positive integers can have only a *finite* number of elements. The integer  $r_{n-1}$  is the desired GCD of  $a$  and  $b$ . This follows from two facts: Firstly every common divisor of  $a$  and  $b$  is found in each of the remainders  $r_i$ . Secondly all the integers  $a, b, r, r_1, r_2, \dots, r_{n-2}$  are multiples of  $r_{n-1}$ .

**Example.** Find  $\text{GCD}(8991, 3293)$ . The computation runs:

$$\begin{aligned} 8991 &= 2 \cdot 3293 + 2405 \\ 3293 &= 1 \cdot 2405 + 888 \\ 2405 &= 2 \cdot 888 + 629 \\ 888 &= 1 \cdot 629 + 259 \\ 629 &= 2 \cdot 259 + 111 \\ 259 &= 2 \cdot 111 + 37 \\ 111 &= 3 \cdot 37. \end{aligned}$$

Thus  $d = 37$ , and we find  $a = 37 \cdot 243$ ,  $b = 37 \cdot 89$ .

Since  $-n$  has the same divisors as  $n$ , Euclid's algorithm operates equally well when using the smallest *absolute* remainder instead of using the smallest



## BASIC CONCEPTS IN HIGHER ALGEBRA

*positive* remainder, as we have done above. Normally this cuts down the number of divisions required. This variant, performed on the same integers as above, runs:

$$8991 = 3 \cdot 3293 - 888$$

$$3293 = 4 \cdot 888 - 259$$

$$888 = 3 \cdot 259 + 111$$

$$259 = 2 \cdot 111 + 37$$

$$111 = 3 \cdot 37.$$

### The Labour Involved in Euclid's Algorithm

The worst possible case in Euclid's algorithm is when all successive quotients = 1, because in this case the remainders decrease as slowly as they possibly can, and the computation will take a maximal number of steps for integers of a given size. It can be shown that this case occurs when  $a/b \approx \lambda = (1 + \sqrt{5})/2 = 1.618$ , where the maximal number of steps is about  $\log_{\lambda} a$  which is  $4.8 \log_{10} a$ . The *average* number of steps for randomly chosen integers  $a$  and  $b$  is much smaller and turns out to be  $1.94 \log_{10} a$ . This slow increase of the computational labour as  $a$  grows is very favourable indeed, because it implies that if we double the *length* (in digits) of  $a$  and  $b$ , the maximal number of steps needed to find  $\text{GCD}(a, b)$  is only doubled. If we also take into account that the multiplication and division labour, using reasonably simple multiple-precision algorithms in a computer, grows *quadratically* with the length of the numbers involved, then the computing labour for Euclid's algorithm in total is at most

$$O(\log \max(a, b))^3. \quad (\text{A1.5})$$

This growth of the labour involved in executing an algorithm is called *polynomial* growth (because it is of *polynomial* order of  $\log N$ ,  $N$  being the size of the number(s) involved). The best algorithms found in number theoretic computations are of polynomial order growth.

### A Definition Taken From the Theory of Algorithms

The amount of computational labour required to solve a certain mathematical problem usually depends on the size of the problem given, i.e., on the number of variables or on the size of the numbers given, etc. For instance, the work needed to solve a system of  $n$  linear equations is proportional to  $n^3$ , and the work involved in computing the value of the product of two very large numbers, using the normal way to calculate products, is proportional to the product of the lengths of the numbers, which means that numbers twice as large will demand computations four times as laborious.

Within the theory of algorithms, it is important to study how much computational labour is required to carry out various existing algorithms. In this context,

the size of a variable is usually defined using its *information content*, which is given by a number proportional to the length of the variable *measured in digits*. The amount of computational labour needed to carry out the algorithm is then deduced as a function of the information content of each of the variables occurring as input to the problem in question. That is the reason why the work involved in Euclid's algorithm is said to grow *cubically* (tacitly understood "with the length of the largest of the two numbers  $a$  and  $b$  given as input to the algorithm"). The most important algorithms in number theory are those which have only polynomial order of growth, since for these algorithms the work needed grows only in proportion to some power of  $\log N$ . This is very favourable indeed, and such algorithms are applicable to very large numbers without leading to impossibly long execution times for computer runs. As examples, we may mention simple compositeness tests, such as Fermat's test on p. 85, and the solution of a quadratic congruence with prime modulus on p. 284.

For many algorithms there is a trade-off between the computing time and the storage requirements when implementing the algorithm. This aspect is most important in all practical work with many of the algorithms described in this book. As an example we give factor search by trial division in which very little storage is needed, if implemented as on p. 143. If much storage is available, however, the algorithm can be speeded up considerably by storing a large prime table in the computer, as described on p. 8. Another example is the computation of  $\phi(x, a)$  on pp. 14–17, where the function values are taken from a table for all small values of  $a$  and have to be computed recursively for the larger values of  $a$ . The border line between the two cases depends on the storage available in the computer, and affects the speed of the computation in the way that a larger storage admits a faster computation of  $\phi(x, a)$  for any fixed, large value of  $a$ .

## A Computer Program for Euclid's Algorithm

A PASCAL function for the calculation of  $\text{GCD}(a, b)$  by means of Euclid's algorithm is shown below:

```

FUNCTION Euclid(a,b : INTEGER) : INTEGER;
{Computes GCD(a,b) with Euclid's algorithm}
VAR m,n,r : INTEGER;
BEGIN m:=a; n:=b;
      WHILE n <> 0 DO BEGIN r:=m MOD n; m:=n; n:=r END;
      Euclid:=m
END {Euclid};
    
```

**Exercise A1.1. Fast search for very small factors  $\leq G \approx 30$ .** Write a program using the FUNCTION Euclid above to find all prime factors  $\leq G$  of a single precision integer  $N$ . Choose the search limit  $G$  such that the product  $P$  of all primes  $\leq G$  is as large as possible

## BASIC CONCEPTS IN HIGHER ALGEBRA

in single precision. (Thus, if the word length of your computer is 36 bits,  $G = 29$ , since  $2 \cdot 3 \cdot 5 \cdots 29 = 6469693230 < 2^{35}$ , while  $2 \cdot 3 \cdot 5 \cdots 31 > 2^{35}$ .) The result  $d = \text{GCD}(N, P)$  from Euclid's algorithm can now be used in various manners. If  $\text{GCD}(N, P) = 1$ , there are no factors  $\leq G$  and the factor search has to proceed with the larger primes. If  $\text{GCD}(N, P) > 1$ , then  $N$  has one or more small prime factors. These can be found by trial division, but in many cases they are found much faster by a table look-up procedure. Write such a PROCEDURE `factors(d)`, covering  $d \leq 1000$ , by utilizing a 2-dimensional ARRAY in which all integers  $\leq 1000$ , which can be written as products of different prime factors  $\leq G$  only, have their standard factorizations stored in the same form as in the PROCEDURE `divide` on p. 144. If  $d > 1000$  (or whatever limit you have set for your PROCEDURE `factors`) the small factors can be found by trial division.

In order not to miss any multiple small prime factors, the whole algorithm so far described has to be repeated on  $N/d$  until Euclid's algorithm delivers the result  $d = 1$ .

Furthermore, in order to reduce the number of repetitions caused by the occurrence of multiple small prime factors, it might speed up the computer program to choose  $P$  not as the product of *primes*  $\leq G$ , but rather as the product of the *largest powers*  $\leq G$  of *each prime*  $\leq G$ . (Again, if the computer's word length is 36 bits, then  $P = 7 \cdot 9 \cdot 11 \cdot 13 \cdot 16 \cdot 17 \cdot 19 \cdot 23 \cdot 25 = 26771144400$ .)—Make computer experiments with both versions of this approach. (Note that in the second variant the table utilized by the PROCEDURE `factors` has to be tailored according to the set of numbers  $\leq 1000$  which with this changed  $P$  can result from Euclid's algorithm on  $N$  and  $P$ .)

As test cases for numerical experiments, time the factorization of all integers between  $10^6$  and  $10^6 + 10^3$  by the two variants. Also compare with the running times by direct factor search from the very beginning by trial division as exposed on p. 144 and also by instead utilizing a pre-stored table of primes.

The technique described may be used to speed up the factorization of quadratic residues in connection with the Morrison–Brillhart method of factorization given on p. 193 ff. In this case  $P$  is chosen as a product of powers of primes in the factor base.

### Reducing the Labour

When applying Euclid's algorithm to very large integers demanding the use of multiple-precision arithmetic, much of the labour can be reduced. One way to achieve this is due to D. H. Lehmer, who observed that the quotient  $q = a/b$  as well as the subsequent quotients  $q_i$  are seldom larger than one computer word. Thus, this quotient  $q$  can be computed almost always by dividing the *leading parts only* of the numbers  $a$  and  $b$ , while the remainder  $a - bq$  will not require full multiple-precision multiplication but rather the much simpler operation of multiplication of a multi-precise integer by *one single computer word*. The number of division steps is unaffected by this simplification but each step will take only a time which is  $O(\log \max(a, b))$ , so that the time required for running the entire algorithm is thereby reduced from  $O(\log \max(a, b)^3)$  to  $O(\log \max(a, b)^2)$ .

## BINARY FORM OF EUCLID'S ALGORITHM

### Binary Form of Euclid's Algorithm

Another way of avoiding division and multiplication of multi-precise integers is to apply the *binary form* of Euclid's algorithm. It uses subtractions only, coupled with the fact that it is particularly easy in a binary computer to divide integers by a power of 2. The integer has only to be shifted  $s$  positions to the right to effect division by  $2^s$ . The scheme for finding  $d = \text{GCD}(a, b)$  according to this algorithm is:

1. Suppose that  $a$  ends in  $\alpha$  binary zeros and  $b$  in  $\beta$  binary zeros. Let  $d = 2^{\min(\alpha, \beta)}$ .
2. Form  $a' = a/2^\alpha$  and  $b' = b/2^\beta$ , i.e. shift  $a$  and  $b$  to the right until all binary zeros at the right ends are shifted away.
3. Now both  $a'$  and  $b'$  are *odd* numbers. Form  $c = a' - b'$  which is *even*. Shift away the trailing zeros of  $c$  and repeat step 3, this time with the reduced  $c$  and  $\min(a', b')$ . When the result of the subtraction becomes 0, the current value of  $a'$  is the largest *odd* factor  $d'$  of  $\text{GCD}(a, b)$ .
4. Finally, put  $\text{GCD}(a, b) = dd'$ .

It is quite easy to show that the binary form of Euclid's algorithm takes at most about  $\log_2 \max(a, b) = 3.32 \log_{10} \max(a, b)$  steps. However, as in the case of the ordinary Euclidean algorithm, the *average* number of steps is smaller, approximately  $2.35 \log_{10} \max(a, b)$  and thus, because of the simplicity of the operations performed in each step, the binary form competes very favourably with the standard version of the algorithm. For the deduction of this last result, see [1].

**Example.** Let us take the same example as above,  $\text{GCD}(8991, 3293)$ . We shall write down all the numbers involved in decimal notation, so that the right shifting of numbers will be replaced here by division by some power of 2. We follow the algorithm constructed above and obtain:

1. Both  $a = 8991$  and  $b = 3293$  are odd, so  $\alpha = \beta = 0$ , and  $d = 1$  initially.
2.  $a' = 8991, b' = 3293$  give
3.  $c = 8991 - 3293 = 5698 = 2 \cdot 2849$ .
- 2a.  $a'_1 = 3293, b'_1 = 2849$  give
- 3a.  $c_1 = 3293 - 2849 = 444 = 4 \cdot 111$ .
- 2b.  $a'_2 = 2849, b'_2 = 111$  give
- 3b.  $c_2 = 2849 - 111 = 2738 = 2 \cdot 1369$ .
- 2c.  $a'_3 = 1369, b'_3 = 111$  give
- 3c.  $c_3 = 1369 - 111 = 1258 = 2 \cdot 629$ .
- 2d.  $a'_4 = 629, b'_4 = 111$  give
- 3d.  $c_4 = 629 - 111 = 518 = 2 \cdot 259$ .

## BASIC CONCEPTS IN HIGHER ALGEBRA

2e.  $a'_5 = 259, b'_5 = 111$  give

3e.  $c_5 = 259 - 111 = 148 = 4 \cdot 37$ .

2f.  $a'_6 = 111, b'_6 = 37$  give

3f.  $c_6 = 111 - 37 = 74 = 2 \cdot 37$ .

2g.  $a'_7 = 37, b'_7 = 37$  give

3g.  $c_7 = 0$ , and the algorithm terminates with  $\text{GCD}(a, b) = d' = 37$ .

The binary version of Euclid's algorithm is particularly advantageous if implemented in assembly code combined with a multiple-precision arithmetic package.

### The Diophantine Equation $ax + by = c$

Suppose that  $a, b$  and  $c$  are integers. When does the equation

$$ax + by = c \tag{A1.6}$$

admit integer solutions  $x, y$ ? Well, all integers of the form  $ax + by$ , according to theorem A1.1, constitute a module  $M$  with generator  $d = \text{GCD}(a, b)$ , which can be found by Euclid's algorithm. Thus (A1.6) has integer solutions if and only if  $c$  belongs to  $M$ , i.e. if and only if  $c$  is a multiple of  $d$ . The common notation for this is  $d|c$  ( $d$  divides  $c$ ). Hence, we have

**Theorem A1.2.** The equation  $ax + by = c$  has integer solutions if and only if  $\text{GCD}(a, b)|c$ .

## Groups

We now turn our attention to another, most important, algebraic structure, namely the *groups*. A group is a set together with a composition rule, called group operation or group multiplication, by which any two group elements can be composed or multiplied, the result always being an element of the group. This is formalized in the following

**Definition A1.2.** A set  $G$  with a composition rule is called a group if

1. Every ordered pair  $A, B$  of elements of  $G$  has a uniquely determined "product"  $C$ , which also belongs to  $G$  (notation:  $AB = C$ ).
2. The associative law always holds for the group operation, i.e., if  $A, B$  and  $C$  are group elements, then  $A(BC) = (AB)C$ ; this product may thus, without notational ambiguity, be denoted by  $ABC$ .
3.  $G$  must have a so-called neutral element  $I$ , satisfying  $AI = IA = A$  for all  $A$  belonging to  $G$ .
4. Every element  $A$  of  $G$  must have an *inverse element*  $A^{-1}$  in  $G$  which satisfies  $AA^{-1} = A^{-1}A = I$ .

## GROUPS

**Examples.** All rationals  $\neq 0$  form a group, if ordinary multiplication of rationals is chosen as group operation. The number 1 is the neutral element, and the inverse element of  $a/b$  is  $b/a$ .—The set of *all* rationals forms another group, if the group operation is the usual *addition* of rationals. In this case 0 is the neutral element ( $a + 0 = 0 + a = a$ ), and the inverse of  $a$  is  $-a$ , since  $a + (-a) = 0$ .

What can be said about the elements  $i, a, b$  and  $c$  possessing the following multiplication table (in which each entry is formed by the composition of an element in the leftmost column and one in the top row)?

	$i$	$a$	$b$	$c$
$i$	$i$	$a$	$b$	$c$
$a$	$a$	$c$	$i$	$b$
$b$	$b$	$i$	$c$	$a$
$c$	$c$	$b$	$a$	$i$

Do they constitute a group? To investigate this, we need only to verify the requirements in the definition of a group given above. Let us test some cases. Is  $(ab)c = a(bc)$ ? The multiplication table for the group gives  $(ab)c = ic = c$ , and  $a(bc) = aa = c$ , which agrees. Thus, in this particular case, associativity holds. By systematically working through all possible cases of products of 3 elements (64 cases), we can prove the associative law in general for this multiplication table. In addition, the element  $i$  acts as neutral element, since  $i \cdot a = a$  etc. The elements  $a$  and  $b$  are each other's inverses, due to the fact that  $ab = i$  and  $i$  and  $c$  are their own inverses ( $i$  is in any group, and  $cc = i$ ).

The following group multiplication table shows the structure of the simplest non-commutative group, which is of order 6. In this table the neutral element is again denoted by  $i$ :

	$i$	$a$	$b$	$c$	$d$	$e$
$i$	$i$	$a$	$b$	$c$	$d$	$e$
$a$	$a$	$b$	$i$	$e$	$c$	$d$
$b$	$b$	$i$	$a$	$d$	$e$	$c$
$c$	$c$	$d$	$e$	$i$	$a$	$b$
$d$	$d$	$e$	$c$	$b$	$i$	$a$
$e$	$e$	$c$	$d$	$a$	$b$	$i$

Group theory is extremely important within many branches of algebra and number theory. In this appendix we shall develop it as far as necessary for our applications to number theory.

## BASIC CONCEPTS IN HIGHER ALGEBRA

We commence by considering products of identical elements:

$$A \cdot A \cdots A \quad (n \text{ factors}).$$

We denote this product by  $A^n$ . Just as in elementary algebra, it is easy to verify the rules for power products

$$A^m \cdot A^n = A^{m+n} \tag{A1.7}$$

and

$$(A^m)^n = A^{mn}, \tag{A1.8}$$

if  $m$  and  $n$  are positive integers. Since the inverse of  $A$ ,  $A^{-1}$ , exists by definition, these laws can be extended to *all* integers  $m$  and  $n$ ; not necessarily positive. We have, as in elementary algebra, to identify  $A^0$  with the neutral element  $I$  of the group and  $A^{-n}$  with  $(A^{-1})^n$ , which is the inverse element of  $A^n$ , as can readily be seen by forming

$$A^{-n} A^n = A^{-1} A^{-1} \cdots A^{-1} A \cdots A A = I.$$

(Due to associativity, we can group together the factors of this product pairwise, starting at any point, e.g. in the middle. There  $A^{-1} \cdot A = I$  cancel and this continues, until we finally arrive at the first and last factors:  $A^{-1} I A = A^{-1} A = I$ .)—The elements  $A^2, A^3, \dots$  are said to be *generated* by  $A$ . Before we can proceed, some further definitions are necessary.

**Definition A1.3.** If the number of elements of a group  $G$  is finite and  $= n$ ,  $G$  is said to be a *finite* group, and  $n$  is termed the *order* of the group.

**Definition A1.4.** If  $AB$  always  $= BA$ , i.e. if commutativity always holds for the group operation, then  $G$  is called an *abelian* group.

**Example.** The group studied above, having elements  $i, a, b, c$ , is finite with order  $= 4$ . Also, it is easily seen from its multiplication table, that it is an abelian group. (This follows because the table is symmetric with respect to its “main diagonal”  $i - c - c - i$ ).

Now consider the successive powers  $A^n$ ,  $n = 1, 2, 3, \dots$ , for an element  $A$  of a *finite* group  $G$ . Obviously all the powers  $A^n$  cannot be distinct because only a finite number of possibilities exist for elements of  $G$ . Hence, sooner or later some power  $A^r$  will coincide with an earlier power  $A^s$ , which implies that  $A^{r-s} = I$ . Some particular power  $A^e$  of  $A$  will thus be equal to the neutral element  $I$  of  $G$ .

### Lagrange's Theorem. Cosets

Which values are possible for the smallest possible value of the exponent  $e$ , encountered in the previous paragraph? The answer to this question is provided by a beautiful theorem of Lagrange:

**Theorem A1.3. Lagrange's Theorem.** If  $A$  is an element of a finite group  $G$  of order  $n$ , then  $A^n = I$ .

Lagrange's theorem implies that  $e|n$ . This is because if the smallest positive exponent  $s$  for which  $A^s = I$  is called  $e$ , then *all* exponents for which  $A^s = I$  constitute a module  $M$  generated by  $e$ . The exponent  $e$  is also termed the *order* of the element  $A$  in the group  $G$ . The elements of the module  $M$  are all the multiples of  $e$ . However, since  $A^n = I$  then  $n$  belongs to this module, and thus  $n$  must be a multiple of  $e$ .

Now let us prove Lagrange's theorem. If  $e$  is the order of the element  $A$ , then all the elements  $A, A^2, A^3, \dots, A^e = I$  are necessarily distinct. (If they were not, then some power  $A^r$  would equal  $A^s$ , i.e.  $A^{r-s} = I$  for  $r - s < e$ , contradicting the definition of  $e$  as the *smallest* positive exponent for which  $A^e = I$ .) In fact, the elements  $A, A^2, \dots, I$  constitute an abelian group  $G_1$  of their own, generated by  $A$ , and of order  $e$ . This group is called a *subgroup* of  $G$ , since it is entirely contained in  $G$ . Now, if  $e$  chanced to be  $= n$ , the subgroup  $G_1$  exhausts all the elements of  $G$  and  $A^e = A^n = I$ , so that Lagrange's theorem follows immediately. If this is not the case, we must take any element  $B$  of  $G$  outside  $G_1$ , and consider the set of elements

$$AB, A^2B, A^3B, \dots, A^eB = IB = B. \quad (\text{A1.9})$$

*None of these elements of  $G$  belongs to  $G_1$ , and they are all distinct.* This is because if any of (A1.9) were in  $G_1$ , we would have  $A^rB = A^s$ , i.e.  $B = A^{-r}A^s = A^{s-r}$ , contrary to the choice of  $B$  which, being outside  $G_1$ , is certainly not a power of  $A$ . (Note that even if  $s - r < 0$ ,  $A^{s-r}$  is an element of  $G_1$ , namely the element  $A^{e+s-r}$ .) Further, all of (A1.9) are distinct since  $A^rB = A^sB$  would once again imply  $A^{r-s} = I$  for  $r - s < e$ , a contradiction. The set (A1.9) is said to be a *coset* of the subgroup  $G_1$ .

Now, if  $G_1$  and the coset (A1.9) together exhaust  $G$ , then  $n = 2e$ , and again the proof is completed. If not, we can, however, choose a new element  $C$  of  $G$ , which is neither in  $G_1$  nor in the coset (A1.9), and form a second coset to  $G_1$ , consisting of the elements

$$AC, A^2C, A^3C, \dots, A^eC = C. \quad (\text{A1.10})$$

Following a similar reasoning, we find that this coset (A1.10) has no elements in common with the subgroup  $G_1$ , and that all its elements are distinct. The important property is that *the elements of this new coset (A1.10) are all distinct from the elements of the first coset (A1.9)*. A proof of this fact is as follows: If  $A^rB = A^sC$ , then  $C = A^{r-s}B$  for some value of  $r - s$  which is  $< e$ . This is contrary to the assumption that  $C$  is chosen outside the coset (A1.9). (Again, if  $r - s < 0$ , then  $e + r - s$  is  $> 0$  and  $< e$ .) This proves that any cosets of  $G_1$  are either composed of entirely different elements, or are identical. From this it follows that all elements of  $G$  may be organized in a number of cosets, mutually distinct, and each containing  $e$  elements:



## BASIC CONCEPTS IN HIGHER ALGEBRA

$$\begin{aligned}
 A, A^2, \dots, A^e &= I \\
 AB, A^2B, \dots, A^eB &= B \\
 AC, A^2C, \dots, A^eC &= C \\
 &\vdots \\
 AH, A^2H, \dots, A^eH &= H.
 \end{aligned}
 \tag{A1.11}$$

But then  $n = e \times$  (the number of cosets  $h$ ),  $A^n = A^{eh} = (A^e)^h = I^h = I$ , and the proof is complete. We shall encounter Lagrange's theorem in several disguises in the theory of numbers, namely as Fermat's theorem and as Euler's theorem, two particular cases of Lagrange's theorem discovered prior to the general theorem.—We conclude this subsection by giving an example of a group divided into cosets. Let us take the non-commutative group of order 6, whose multiplication table we have given above. The element  $c$  has order 2, because  $cc = i$ , and thus the aggregate  $(i, c)$  constitutes a subgroup. Pick an element  $\neq i$  or  $c$ , e.g.  $a$ . The coset will have the two elements  $(ia, ca) = (a, d)$ . Now there only remain the elements  $b$  and  $e$ , which so far have not been included in any coset. Pick one of these, say  $b$ , and form the next coset:  $(ib, cb) = (b, e)$  which finally exhausts the group. So the result is that if we start with the subgroup of order 2,  $(i, c)$ , the group is split into three disjoint cosets of two group-elements each:

$$(i, c), \quad (a, d) \quad \text{and} \quad (b, e).$$

### Abstract Groups. Isomorphic Groups

As long as we are merely interested in the intrinsic structure of a group, and do not wish to take into account the particular mathematical type of its elements, the notation we choose for the group elements is irrelevant. Such a group is called an *abstract group*. Of course, such a group is as "real" as any of the groups which we recognize in mathematics, such as the group mentioned previously of all non-zero rational numbers with the group operation being ordinary multiplication. Moreover, the group mentioned earlier of order 4 is well-known in mathematics, and it is called the multiplicative group of primitive residue classes mod 5. See Appendix 2, p. 267. If the primitive residue classes mod 5 are denoted by 1, 2, 3 and 4, the multiplication table of the group takes the form shown in the little table on top of next page. By comparing this table with the first one given on p. 247, we find them identical, *apart from the notation of the group-elements*,  $i = 1$ ,  $a = 2$ ,  $b = 3$  and  $c = 4$ . When two groups have the same structure, such as these two, they are called *isomorphic groups*. If some property, depending only on the group-structure, is known for the elements of a given group, the corresponding property also holds for the elements of any group isomorphic to the given group.

## THE DIRECT PRODUCT OF TWO GIVEN GROUPS

	1	2	3	4
1	1	2	3	4
2	2	4	1	3
3	3	1	4	2
4	4	3	2	1

It now appears that the group we are studying is also isomorphic to another well-known group, namely the group of *all* residue classes (mod 4), if the group operation is chosen as addition (mod 4). In this case, the group operation table is actually an “addition table” with the following appearance:

	0	1	2	3
0	0	1	2	3
1	1	2	3	0
2	2	3	0	1
3	3	0	1	2

But once again, comparing the table with the multiplication table of the abstract group, we recognize the two groups as being isomorphic when choosing  $i = 0$ ,  $a = 1$ ,  $b = 3$  and  $c = 2$ . It is, however, also possible to select  $i = 0$ ,  $a = 3$ ,  $b = 1$  and  $c = 2$ . Thus, two groups may be isomorphic in several different ways.

In an abelian group it is often convenient to call the group operation addition instead of multiplication. In so doing the isomorphism found above can be expressed thus: the multiplicative group of primitive residue classes (mod 5) is isomorphic to the additive group of all residue classes mod 4. In an additively written abelian group, the power  $A^n$  is replaced by the multiple  $nA$ . The inverse of  $A$  is denoted by  $-A$  and the neutral element is denoted by 0. We recognize this structure as a module, apart from the fact that the group-elements are not always real or complex numbers, but may be other mathematical objects. Thus, an additively written abelian group may be regarded as a generalization of a module.

### The Direct Product of Two Given Groups

**Definition A1.5.** Let two groups be given,  $G$  of order  $g$  and with neutral element  $I_G$ , and  $H$  of order  $h$  and with neutral element  $I_H$ . Consider all pairs  $(G_i, H_j)$  of elements, one from  $G$  and the other from  $H$ . These  $gh$  pairs form a new group denoted by  $G \times H$  and called the *direct product* of  $G$  and  $H$ , if composition in the new group is defined by

$$(G_i, H_j) \cdot (G_k, H_l) = (G_i G_k, H_j H_l).$$

## BASIC CONCEPTS IN HIGHER ALGEBRA

It is easy to prove that this rule of composition conforms with the requirements for a group. Firstly,  $(I_G, I_H)$  behaves as the neutral element of  $G \times H$ , and the inverse element of  $(G_i, H_j)$  is obviously  $(G_i^{-1}, H_j^{-1})$ . Secondly, since associativity holds in each of  $G$  and  $H$ , it also holds in  $G \times H$ , since

$$\begin{aligned} & \{(G_i, H_j) \cdot (G_k, H_l)\} \cdot (G_m, H_n) = \\ &= (G_i G_k, H_j H_l) \cdot (G_m, H_n) = ((G_i G_k) G_m, (H_j H_l) H_n) = \\ &= (G_i (G_k G_m), H_j (H_l H_n)) = (G_i, H_j) \cdot (G_k G_m, H_l H_n) = \\ &= (G_i, H_j) \cdot \{(G_k, H_l) \cdot (G_m, H_n)\}. \end{aligned}$$

In addition, if  $G$  and  $H$  are both *abelian* groups then so is  $G \times H$ , because then  $(G_i, H_j) \cdot (G_k, H_l) = (G_i G_k, H_j H_l) = (G_k G_i, H_l H_j) = (G_k, H_l) \cdot (G_i, H_j)$ . We shall now state, without proof, the following theorem concerning the structure of all finite abelian groups:

**Theorem A1.4.** Every finite abelian group can be written as a direct product of abelian groups of prime power orders.

Such representations will be discussed on pp. 270–273 for the important groups  $M_n$  whose elements are the primitive residue classes mod  $n$ .

### Cyclic Groups

According to Lagrange's theorem, the order  $e_A$  of the element  $A$  of a group divides the order  $n$  of that group. If a group has one or more elements of order  $n$ , then the powers  $A, A^2, A^3, \dots, A^n = I$  of any of these elements will exhaust the whole group. All elements of the group are then *generated* by the element  $A$ . Such a group is called a *cyclic* group of order  $n$ . We express this formally:

**Definition A1.6.** A group which is generated by a single group element is called a cyclic group.

### Rings

The simple algebraic structures treated so far, modules and groups, may be characterized by the fact that only one pair of inverse operations is allowed in each of these structures. In a module this pair is always called addition-subtraction. In a group, the notion of group operation is a little bit more general and we have so far given examples of the pair multiplication-division as well as of the pair addition-subtraction of group elements. In elementary arithmetic, however, we are accustomed to having *two* pairs of inverse operations available simultaneously, both the pair addition-subtraction and the pair multiplication-division. However, the main reason why it is useful to have *both* these pairs at our disposal is not

## ZERO DIVISORS

that we are used to that kind of algebraic structure, but rather that multiplication and addition of ordinary numbers are not independent of each other. Since  $a + a + \cdots + a$  (to  $n$  terms)  $= n \times a$ , multiplication by a positive integer may be regarded as repeated addition. Thus, there exist more complicated structures than modules and groups. We shall now describe two such structures, starting with

**Definition A1.7.** A set which always allows addition, subtraction and multiplication of its elements, without ever producing a result outside the set, is called a ring. Multiplication has to be distributive with respect to addition, i.e.  $a(b+c) = ab+ac$  must hold for all  $a, b$  and  $c$  in the set.—If the multiplication is commutative, a very common situation, then the structure is said to be a commutative ring.

This means that a ring is a kind of module, the elements of which may also be multiplied, *with the products always remaining in the module*. Many modules actually are rings, but by no means all. An example of a module that is also a ring is the set of all integers under ordinary addition. This well-known module is also a ring if ordinary multiplication is introduced as multiplicative composition rule. An example of a module that is not a ring is that consisting of the numbers  $n\sqrt{2}$ , with  $n$  an integer. The product of two of its elements is  $a\sqrt{2} \cdot b\sqrt{2} = 2ab$ , which is not a member of the module unless  $a = 0$  or  $b = 0$ .

In a ring all additions, subtractions and multiplications of elements of the ring may be performed, without exception. Thus, in any ring, it is possible to form polynomials of one or more variables:

$$P(x) = \sum_{i=0}^n a_i x^i, \quad P(x, y) = \sum_{i,j} a_{ij} x^i y^j, \quad \text{and so on.} \quad (\text{A1.12})$$

Here the  $a_i$ 's and the  $a_{ij}$ 's are fixed elements of the ring, and  $x$  and  $y$  denote arbitrary elements of the ring.

### Zero Divisors

There exist rings in which  $ab = 0$ , with neither  $a = 0$  nor  $b = 0$ . In such a case  $a$  and  $b$  are called *zero divisors*. In rings without zero divisors, the theorems of algebra are very similar to those of elementary algebra. If the ring has zero divisors, modifications will occur, of which one of the most important is that an *equation of degree  $n$  may have more than  $n$  roots*. This can never happen in a ring without zero divisors due to the following

**Theorem A1.5.** In a ring without zero divisors the equation of degree  $n$

$$P(x) = a_n x^n + a_{n-1} x^{n-1} + \cdots + a_1 x + a_0 = 0, \quad a_n \neq 0, \quad (\text{A1.13})$$

has at most  $n$  (distinct) elements of the ring.

## BASIC CONCEPTS IN HIGHER ALGEBRA

**Proof.** We shall not here prove this theorem for the most general ring, but only for the most common case, which is applicable to the solution of higher degree congruences. Thus, we will assume a little more than is stated in the theorem, namely that the ring has a unit element, denoted by 1. In this case we certainly can also construct a “polynomial division algorithm” for effectively calculating the quotient  $Q(x)$  and the remainder  $R(x)$ , if we wish to divide  $P(x)$  by an arbitrary polynomial  $A(x)$  of degree  $\leq n$  with its leading coefficient = 1:

$$P(x) = Q(x)A(x) + R(x). \quad (\text{A1.14})$$

The degree of  $R(x)$  can be made less than the degree of  $A(x)$ . That a polynomial division algorithm exists in our case follows from the fact that a polynomial of degree less than that of  $P(x)$  can be found by subtracting the leading term of  $P(x)$ ,  $a_n x^n$ , in the form  $a_n x^k A(x)$  for a suitable value of  $k$ . By performing a new subtraction in order to remove the new leading term of what now remains of  $P(x)$ , we can successively reduce  $P(x)$  to a polynomial  $R(x)$  of a degree less than the degree of  $A(x)$ .

After having identified the existence of a polynomial division algorithm in our ring, we are now in a position to prove the theorem by repeating the standard proof of the corresponding theorem of elementary algebra. Firstly, if  $x_1$  is an arbitrary element of the ring, then  $P(x)$  may be written in the form

$$P(x) = Q(x)(x - x_1) + P(x_1), \quad (\text{A1.15})$$

where  $Q(x)$  will be of degree  $n - 1$ . This follows if we first apply the polynomial division algorithm to  $P(x)$  and  $x - x_1$ , yielding  $P(x) = Q(x)(x - x_1) + R(x)$ , where  $R(x)$  is a polynomial of degree zero, i.e. a constant. Putting  $x = x_1$ , we find the value of the constant to be  $P(x_1)$ , which proves (A1.15). Secondly, if  $x_1$  is a root of the equation  $P(x) = 0$  in the ring, then certainly

$$P(x) = Q(x)(x - x_1), \quad \text{since} \quad P(x_1) = 0. \quad (\text{A1.16})$$

However, and now comes the crucial point, if  $x_2 \neq x_1$  is another root of  $P(x) = 0$  in the ring, and if there are no zero divisors, then  $Q(x_2)(x_2 - x_1) = 0$  implies  $Q(x_2) = 0$ . Thus,  $Q(x) = 0$  has the root  $x_2$ , and if we repeat the reasoning a number of times we will arrive at

$$P(x) = (x - x_1) \dots (x - x_k) Q_k(x) \quad (\text{A1.17})$$

where, finally,  $Q_k(x) = 0$  has no further roots in the ring. From this representation of  $P(x)$  it follows that  $P(x) = 0$  cannot have roots other than precisely  $x_1, x_2, \dots, x_k$  (again because there are no zero divisors). Now, the number of linear factors in (A1.17) can never exceed  $n$ , since the degrees of the polynomials in both sides of (A1.17) must be identical. This completes the proof.

## FIELDS

**Exercise A1.2. Wilson's Theorem.** Fermat's Theorem (A2.14) states that if  $p$  is a prime, then the congruence  $x^{p-1} - 1 \equiv 0 \pmod{p}$  has the solutions  $x \equiv 1, 2, 3, \dots, p-1 \pmod{p}$ . Using this fact, write  $P(x) = x^{p-1} - 1$  as a product of linear factors mod  $p$  as indicated in (A1.17). Comparing the constant terms on both sides, which formula do you find?

### Fields

Is it possible to construct a domain in which *all* divisions by arbitrary elements can be performed? What about our “everyday” domain, the real numbers? At first you might be inclined to answer: “Yes, the division  $a/b$  of two real numbers is always possible!” But at second thought there is one exception to this, *you must not divide by 0*. This exception is quite general. There are many domains in which the result of all four rules of arithmetic can always be uniquely defined, *with the exception of the division by 0*. Such a domain is called a *number field* or, simply, a *field*. Thus, we arrive at the following

**Definition A1.8.** A domain in which the four simple arithmetic operations can always be carried out is called a field. The only forbidden operation is division by zero.

How is a field structured? First of all, it is a module, since all additions and subtractions are possible. Thus, the field must always contain the zero element, because the element  $a - a = 0$  belongs to every module. This is the forbidden divisor. All elements  $\neq 0$  now constitute a group (frequently abelian), in which the group operation and its inverse operation are the multiplication and the division, respectively, of elements of the field. This requires that the neutral element of the group,  $1 = a/a$ , also belongs to the field.

### Examples of fields.

1. The set of all rational numbers,  $\mathbf{Q}$ .
2. The set of all real numbers,  $\mathbf{R}$ .
3. The set of all complex numbers  $a + b\sqrt{-1}$ , where  $a$  and  $b$  are real numbers. This set is denoted by  $\mathbf{C}$ .
4. The group of order 4 studied above, being the group of primitive residue classes mod 5, can be extended to a field if it is enlarged by the residue class 0 mod 5. The addition and multiplication tables for this field are the following shown below. As the reader may verify, the addition table shows that the structure is a module (or if you prefer: an additively written cyclic group) of order 5. All numbers  $\neq 0$  of the field constitute, as we have shown earlier, a multiplicatively written cyclic group of order 4.

## BASIC CONCEPTS IN HIGHER ALGEBRA

$a + b$						$ab$					
	0	1	2	3	4		0	1	2	3	4
0	0	1	2	3	4	0	0	0	0	0	0
1	1	2	3	4	0	1	0	1	2	3	4
2	2	3	4	0	1	2	0	2	4	1	3
3	3	4	0	1	2	3	0	3	1	4	2
4	4	0	1	2	3	4	0	4	3	2	1

5. The set of all numbers of the form  $a + b\sqrt{D}$ , with  $a$  and  $b$  rationals and  $D$  a positive or a negative non-square integer. The four arithmetic operations are defined by

$$(a + b\sqrt{D}) \pm (c + d\sqrt{D}) = a \pm c + (b \pm d)\sqrt{D} \quad (\text{A1.18})$$

$$(a + b\sqrt{D})(c + d\sqrt{D}) = ac + bdD + (ad + bc)\sqrt{D} \quad (\text{A1.19})$$

$$\frac{a + b\sqrt{D}}{c + d\sqrt{D}} = \frac{ac - bdD}{c^2 - d^2D} + \frac{(bc - ad)\sqrt{D}}{c^2 - d^2D} \quad (\text{A1.20})$$

As  $D$  is not a square,  $c^2 - d^2D$  will always be  $\neq 0$ , except when  $c = d = 0$ . Thus all divisions by  $c + d\sqrt{D}$  can be carried out in (A1.20), except the division by  $0 + 0\sqrt{D} = 0$ , the zero element of the field. Since the result of any arithmetic operation can always be reduced to  $p + q\sqrt{D}$ , with  $p$  and  $q$  rational numbers, the domain is closed under arithmetic operations, and it is thus a field. This kind of field is called a *quadratic field*, and is denoted by  $\mathbf{Q}(\sqrt{D})$ . In Appendix 4 we present several arithmetic properties of the numbers of  $\mathbf{Q}(\sqrt{D})$ . These are utilized in Chapter 4.

6. Cyclotomic fields (see Appendix 6). Let  $m$  be a positive integer and  $\zeta$  a primitive  $m$ th root of unity. The smallest field  $R_m(\zeta)$  containing  $\zeta$  is called the  $m$ th *cyclotomic field*. The cyclotomic fields have only recently become of interest in the study of primes, due to their use in fast primality proofs for numbers not possessing a special form [2].—However, the field  $R_p(\zeta)$  where  $p$  is an odd prime, has been indispensable in number theory for a long time because of its connection with Fermat's conjecture that  $x^p + y^p = z^p$  has no solutions in integers all  $\neq 0$  for  $p > 2$ . In fact  $R_p(\zeta)$  is useful because the polynomial  $x^p + y^p$  has *linear* factors in  $R_p(\zeta)$ :

$$x^p + y^p = \prod_{k=1}^p (x + \zeta^k y). \quad (\text{A1.21})$$

Note that the cyclotomic fields  $R_3(\zeta)$ ,  $R_4(\zeta)$  and  $R_6(\zeta)$  are identical to the quadratic fields  $\mathbf{Q}(\sqrt{-3})$ ,  $\mathbf{Q}(\sqrt{-1})$  and  $\mathbf{Q}(\sqrt{-3})$  respectively. For all other

## MAPPINGS. ISOMORPHISMS AND HOMOMORPHISMS

values of  $m$ ,  $R_m(\zeta)$  is a more complicated structure than a quadratic field. The general element of  $R_m(\zeta)$  can be written in the form

$$a_0 + a_1\zeta + a_2\zeta^2 + \cdots + a_{\varphi(m)-1}\zeta^{\varphi(m)-1}, \quad (\text{A1.22})$$

where the  $a_i$ 's are rational numbers. This is because  $\zeta$  satisfies an equation with rational coefficients of degree  $\varphi(m)$ , and thus  $\zeta^{\varphi(m)}$  and all higher powers of  $\zeta$  can be replaced by polynomials in  $\zeta$  of degree lower than  $\varphi(m)$ .—The rules for multiplication and, in particular, division are in general far more cumbersome than for quadratic fields. For instance the multiplication rule in  $R_5(\zeta)$ , in which  $\zeta^4 = -\zeta^3 - \zeta^2 - \zeta - 1$ , is given by

$$\begin{aligned} (a_0 + a_1\zeta + a_2\zeta^2 + a_3\zeta^3)(b_0 + b_1\zeta + b_2\zeta^2 + b_3\zeta^3) = \\ = a_0b_0 - a_1b_3 - a_2b_2 + a_2b_3 - a_3b_1 + a_3b_2 + \\ + (a_0b_1 + a_1b_0 - a_1b_3 - a_2b_2 - a_3b_1 + a_3b_3)\zeta + \\ + (a_0b_2 + a_1b_1 - a_1b_3 + a_2b_0 - a_2b_2 - a_3b_1)\zeta^2 + \\ + (a_0b_3 + a_1b_2 - a_1b_3 + a_2b_1 - a_2b_2 + a_3b_0 - a_3b_1)\zeta^3. \end{aligned}$$

The division rule in  $R_5(\zeta)$  is even more complicated.

### Mappings. Isomorphisms and Homomorphisms

We have already encountered the concept isomorphism, on discovering two groups of identical internal structure. We shall now study this concept in more detail. We begin with two sets,  $M$  and  $M_1$ . Let every element of  $M$  correspond to a certain element of  $M_1$ . (It is allowed to use the same element of  $M_1$  several times, but every element of  $M_1$  must be used at least once.) We now say that  $M$  has been mapped onto  $M_1$ , denoted by  $M \mapsto M_1$ .

**Example.** The set of all *positive* real numbers is mapped onto the set of *all* real numbers by the function  $y = \log x$ .

If a certain mapping  $M \mapsto M_1$  also preserves some algebraic structure, then the mapping is called homomorphic (with respect to that structure). We formalize this in

**Definition A1.9.** Suppose we map the set  $M$  with the elements  $a, b, c, \dots$  onto the set  $M_1$  with the elements  $a_1, b_1, c_1, \dots$  in such a way that  $a \mapsto a_1$ ,  $b \mapsto b_1$ ,  $c \mapsto c_1, \dots$  If in this mapping  $a + b \mapsto a_1 + b_1$ , and  $ab \mapsto a_1b_1$  for arbitrary  $a$  and  $b$ , the mapping is called a homomorphism.

**Example.** The ring of *all* rational integers can be mapped homomorphically onto the field of all residue classes mod 5. (See 4 in the list of examples above.) The



mapping is carried out by mapping the integer  $5n + a$  for  $0 \leq a \leq 4$  onto the residue class  $a \bmod 5$ , which is an element of the field. Homomorphisms like this one will be described in greater detail in Appendix 2. (See pp. 262–263.)

If, in addition to the homomorphism from  $M$  to  $M_1$ , the elements of  $M_1$  can be mapped back to  $M$  uniquely, so that there is a one-to-one correspondence between the elements of the two sets  $M$  and  $M_1$ :  $a \leftrightarrow a_1, b \leftrightarrow b_1, c \leftrightarrow c_1, \dots$ , then the mapping is called an *isomorphism*, on condition that *all additive and multiplicative relations between elements are preserved* under the mapping.

### Group Characters

**Definition A1.10.** Let  $G$  be a finite abelian group. A *group character*  $\chi$  is a complex-valued, multiplicative function  $\neq 0$ , defined on the elements of  $G$ , i.e.

$$\chi(AB) = \chi(A)\chi(B) \quad \text{for all } A, B \in G. \quad (\text{A1.23})$$

If  $I$  is the neutral element of the group, then  $\chi(I) = 1$ , because from  $I^2 = I$  it follows that  $\{\chi(I)\}^2 = \chi(I)$ , having as only solution  $\neq 0$  the possibility  $\chi(I) = 1$ . If  $A$  is a group element for which  $A^2 = I$ , then  $\chi(A) = \pm 1$ , since  $\chi(A)^2 = \chi(A^2) = \chi(I) = 1$ . Moreover, if the order of the group is  $n$ , then all values of any group character are  *$n$ th roots of unity*, since from Lagrange's Theorem  $A^n = I$  it follows that  $\{\chi(A)\}^n = \chi(I) = 1$ .—Choosing  $\chi(A) = 1$  for all  $A$  of  $G$  we get what is called the *principal character* of  $G$ .

**Example 1.** Let  $G$  be a cyclic group of order  $n$  with generator  $A$ . Let  $\zeta = e^{2\pi i k/n}$  be any one of the  $n$ th roots of unity, and let  $\chi(A) = \zeta$ . Then obviously the function defined by  $\chi(A^s) = e^{2\pi i ks/n}$  is a group character on  $G$ , since  $\chi(A^s A^t) = \chi(A^{s+t}) = e^{2\pi i k(s+t)/n} = e^{2\pi i ks/n} \cdot e^{2\pi i kt/n} = \chi(A^s)\chi(A^t)$ .

**Example 2.** The quadratic character. Consider  $M_p$ , the group of primitive residue classes modulo an odd prime  $p$ , with generator  $a$ . The number of group elements,  $n$ , is  $p - 1$ . Choosing  $k = (p - 1)/2$  in Example 1 above, we find  $\chi(a^s) = e^{\pi i s} = (-1)^s$ . The character takes the value  $+1$  if  $s$  is even, and the value  $-1$  if  $s$  is odd, i.e. the character takes the same value as Legendre's symbol  $(a^s/p)$  for any group element  $a^s$ .—This character is called the *quadratic character* of  $M_p$ . It can be utilized to write down formulas analogous to Euler's product (2.7) for certain Dirichlet series, such as the  $L$ -function shown below for  $p = 5$ :

$$\begin{aligned} L_{-5}(s) &= 1 - \frac{1}{2^s} - \frac{1}{3^s} + \frac{1}{4^s} + \frac{1}{6^s} - \frac{1}{7^s} - \frac{1}{8^s} + \frac{1}{9^s} + \frac{1}{11^s} - \frac{1}{12^s} - \dots = \\ &= \sum_{n=1}^{\infty} \left(\frac{5}{n}\right) \frac{1}{n^s} = \prod_{p \neq 5} \left(1 - \left(\frac{5}{p}\right) \frac{1}{p^s}\right)^{-1}. \end{aligned}$$

(The coefficients in the series show the periodic pattern  $1, -1, -1, 1, 0, 1, -1, -1, 1, 0, \dots$  because the Jacobi symbol  $(5/n)$  is periodic mod 5.)

## THE CONJUGATE OR INVERSE CHARACTER

The study of group characters is useful since information on the structure of a group can frequently be drawn from properties of one or more of its characters. To this end we shall prove a few theorems in this area. The technique used in these proofs will also be of help in deducing one of the modern primality tests, which depend heavily on the structure of the group  $M_N$ , where the primality of  $N$  is to be proved. See p. 131–135 for an example of this.

**Theorem A1.6.** Let  $G$  be a finite, abelian group of order  $n$ . Then

$$\sum_A \chi(A) = \begin{cases} n, & \text{if } \chi \text{ is the principal character} \\ 0, & \text{otherwise.} \end{cases} \quad (\text{A1.24})$$

**Proof.** Let  $S = \sum_A \chi(A)$ . Then, for any element  $B$  of  $G$  we have

$$S \cdot \chi(B) = \sum_A \chi(A)\chi(B) = \sum_A \chi(AB) = \sum_A \chi(A) = S,$$

since  $AB$  runs through the whole group  $G$  as  $A$  does. Such an element  $B$  can always be found in case  $\chi$  is not the principal character. Now,  $S(\chi(B) - 1) = 0$  implies that  $S = 0$ , if  $\chi(B) \neq 1$ . This proves the second part of (A1.24). If, on the other hand,  $\chi$  is the principal character, then every term in the sum is  $= 1$ , and the first part of (A1.24) follows immediately.

### The Conjugate or Inverse Character

Taking the complex conjugate of (A1.23) we have  $\overline{\chi}(AB) = \overline{\chi}(A)\overline{\chi}(B)$ , which shows that if  $\chi$  is a group character, so is its conjugate,  $\overline{\chi}$ . Now, since the value of  $\chi(A)$  is always a root of unity  $\zeta_n$ , we have

$$\overline{\chi}(A) = \overline{\zeta_n} = \frac{1}{\zeta_n} = \chi^{-1}(A) = \chi(A^{-1}). \quad (\text{A1.25})$$

Because of the relation  $\overline{\chi}(A) = \chi^{-1}(A)$  this character is also called the *inverse* character of  $\chi(A)$ .

Before we proceed with the next theorem we have to give

**Definition A1.11.** Two complex-valued functions  $\phi$  and  $\psi$  defined on a group  $G$  are said to be *orthogonal* on  $G$  if  $\sum_A \phi(A)\overline{\psi}(A) = 0$ , where the summation is extended over all elements  $A$  of  $G$ .

**Theorem A1.7.** Two distinct characters  $\chi_1(A)$  and  $\chi_2(A)$  defined on the same group are always orthogonal, i.e.

$$\sum_A \chi_1(A)\overline{\chi_2}(A) = 0, \quad \text{if} \quad \chi_1 \neq \chi_2. \quad (\text{A1.26})$$

**Proof.** The product  $\chi(A)$  of two characters  $\chi_1(A)$  and  $\bar{\chi}_2(A)$  is again a character, since

$$\chi(AB) = \chi_1(AB)\bar{\chi}_2(AB) = \chi_1(A)\chi_1(B)\bar{\chi}_2(A)\bar{\chi}_2(B) = \chi(A)\bar{\chi}(B).$$

Thus, from Theorem A1.6 above, we find that

$$\sum_A \chi(A) = \sum_A \chi_1(A)\bar{\chi}_2(A) = 0,$$

unless  $\chi(A)$  is the principal character, which would imply  $\chi_1(A)\bar{\chi}_2(A) = 1$  for all  $A$  of  $G$ . But this would lead to  $\chi_2(A) = 1/\bar{\chi}_1(A) = \chi_1(A)$ , contrary to the assumption that  $\chi_1$  and  $\chi_2$  be distinct characters.

### Homomorphisms and Group Characters

Let  $p$  be a prime and  $\zeta$  a  $p$ th root of unity  $\neq 1$ . The group  $S$  generated by  $\zeta$  under complex multiplication is a cyclic group of order  $p$ . Suppose another group  $G$  has  $S$  as a subgroup and that there exists a homomorphism which maps  $G$  onto  $S$  in such a way that the elements  $A$  and  $B$  of  $G$  are mapped onto  $\zeta^j$  and  $\zeta^k$ , respectively, say. *This mapping induces a group character  $\chi(A)$  defined on  $G$ , since the homomorphism forces  $AB$  to be mapped onto  $\zeta^j \cdot \zeta^k$ , which means that  $\chi(AB) = \zeta^j \zeta^k = \chi(A)\chi(B)$ .*

**Example.** Let  $G = M_{31}$ , the group of *primitive* residue classes mod 31 and  $S$  be the group generated by  $\zeta = e^{2\pi i/5}$ .  $M_{31}$  is cyclic of order 30 and has  $g = 3$  as a generator. Its elements can thus be written as  $3^j \bmod 31$ ,  $j = 1, 2, 3, \dots, 30$ . Since  $5|30$  and  $G$  is cyclic,  $G$  has a cyclic subgroup of order 5, i.e. a subgroup isomorphic to  $S$ . The mapping from the element  $3^j$  of  $G$  onto  $\zeta^j$  of  $S$  is thus a homomorphism from  $G$  to  $S$  and the function  $\chi(3^j) = \zeta^j$  defines a group character on  $M_{31}$ .—Mapping  $3^j$  onto  $\zeta^{js}$ ,  $1 \leq s \leq 4$ ,  $(s, 5) = 1$ , defines  $\varphi(5) = 4$  different group characters for  $M_{31}$ . Considering, more generally, a cyclic subgroup of any order  $d|30$  of  $M_{31}$ , we can in a similar way construct  $\varphi(d)$  group characters for  $M_{31}$ . Doing this for all divisors  $d$  of 30 we will in total find  $\sum_{d|30} \varphi(d) = 30$  different group characters on  $M_{31}$ .—In general, a finite, abelian group of order  $n$  possesses exactly  $n$  different group characters.

### Bibliography

1. Richard P. Brent, "Analysis of the Binary Euclidean Algorithm," Printed in J. F. Traub, *New Directions and Recent Results in Algorithms and Complexity*, Academic Press, New York, 1976, pp. 321–355.
2. Carl Pomerance, "Recent Developments in Primality Testing," *The Mathematical Intelligencer* 3, 1981, pp. 97–105.

## APPENDIX 2

### BASIC CONCEPTS IN HIGHER ARITHMETIC

#### Divisors. Common Divisors

Let us commence with

**Definition A2.1.**  $d$  is called a divisor of  $n$ , if the division  $n/d$  leaves no remainder.

**Example.** The integer 15 has the divisors  $-15, -5, -3, -1, 1, 3, 5$  and 15.

It is usually sufficient to consider only the *positive* divisors. If  $d$  is a divisor of  $m$  as well as of  $n$ ,  $d$  is called a *common divisor* of  $m$  and  $n$ . The greatest common divisor, GCD,  $d$  of  $m$  and  $n$  has been accorded a notation of its own:  $d = \text{GCD}(m, n)$ . (Cf. p. 239–240.)

**Example.** 9 possesses the divisors 1, 3 and 9, and 15 has the divisors 1, 3, 5 and 15. Thus,  $\text{GCD}(9, 15) = 3$ .

Euclid has proved a fundamental property of divisors of integers, namely

**Theorem A2.1.** If  $c|ab$  and  $\text{GCD}(c, a) = 1$ , then  $c|b$ .

**Proof.** Consider the diophantine equation  $ax + cy = 1$ . Since  $\text{GCD}(c, a) = 1$ , according to theorem A1.2, this equation has integer solutions  $x, y$ . Therefore, there exists (at least) one pair of integers  $x, y$  such that

$$b = b(ax + cy) = (ab)x + c \cdot by = \left(\frac{ab}{c}x + by\right)c.$$

Since it is assumed that  $c|ab$  the number in the larger parenthesis is an integer, and thus  $c$  must also divide  $b$ , proving the theorem.

#### The Fundamental Theorem of Arithmetic

We have now sufficient tools at our disposal for proving the fundamental theorem of arithmetic:

**Theorem A2.2.** If  $p_i$  and  $q_j$  are positive primes, and if

$$a = \prod_{i=1}^n p_i^{\alpha_i} = \prod_{j=1}^m q_j^{\beta_j}, \quad (\text{A2.1})$$

## BASIC CONCEPTS IN HIGHER ARITHMETIC

where

$$1 < p_1 < p_2 < \cdots < p_{n-1} < p_n$$

and

$$1 < q_1 < q_2 < \cdots < q_{m-1} < q_m,$$

then  $n = m$ ,  $p_i = q_i$  and  $\alpha_i = \beta_i$ , i.e., every positive integer has a composition into positive prime factors, which is unique apart from the order of the factors.

**Proof.** If  $p$  and  $q$  are distinct primes, then  $p|q$  is never true since if this were the case then  $q$  would be composite,  $q = p \cdot (q/p)$ . Now,  $p_1|a$ , i.e.  $p_1|\prod q_j^{\beta_j}$ . Theorem A2.1 then tells us that  $p_1$  divides at least one of the factors  $q_j$ . But since both  $p_1$  and all the  $q_j$ 's are assumed prime, this is only possible if  $p_1 = q_j$ . If we now divide the whole equation (A2.1) by  $p_1 = q_j$  and repeat the procedure, we obtain the same result for another pair of prime factors  $p_k$  and  $q_l$ . Continuing in this way, we will finally arrive at the equation  $1 = 1$ . Thus, assuming that the prime factors in the two representations (A2.1) are given in increasing order of magnitude and counting the multiplicity of each factor, the theorem follows.

**Remark.** The representation of a positive integer  $n$  as a product of positive prime powers, where the primes are given in increasing order of magnitude, is called *the standard factorization of  $n$* .

### Congruences

The notion of congruence was introduced by Gauss, who gave the following

**Definition A2.2.** If  $a - b$  is divisible by  $n$ , we write  $a \equiv b \pmod{n}$  (read:  $a$  is congruent to  $b$  modulo  $n$ ).

Since the remainder  $r$  on division of  $a$  by  $n$  can always be chosen in such a way that  $0 \leq r \leq n - 1$ , any integer is congruent to one of the integers  $0, 1, 2, \dots, n - 1 \pmod{n}$ . Thus, what a congruence relation  $\pmod{n}$  actually defines is a mapping of *all* integers onto only precisely  $n$  integers, and the mapping is such that any two integers, which have a difference divisible by  $n$ , are always mapped upon the same integer. We shall show that this mapping is homomorphic. The integers  $0, 1, 2, \dots, n - 1$  represent what is called the  $n$  different residue classes  $\pmod{n}$ .

**Example.** If  $n = 5$ , the integers

$\dots - 15, -10, -5, 0, 5, 10, 15, \dots$  are mapped onto 0

$\dots - 14, -9, -4, 1, 6, 11, 16, \dots$  are mapped onto 1

$\dots - 13, -8, -3, 2, 7, 12, 17, \dots$  are mapped onto 2

$\dots - 12, -7, -2, 3, 8, 13, 18, \dots$  are mapped onto 3

## CONGRUENCES

$\dots - 11, -6, -1, 4, 9, 14, 19, \dots$  are mapped onto 4.

The relation  $a \equiv b \pmod{n}$  is equivalent to

$$a = b + nk, \quad \text{with integer } k. \quad (\text{A2.2})$$

By using this rule, it is easy to deduce the following arithmetic rules for congruences:

**Theorem A2.3.** If  $a \equiv b \pmod{n}$  and  $c \equiv d \pmod{n}$ , then also  $a + c \equiv b + d \pmod{n}$ ,  $a - c \equiv b - d \pmod{n}$  and  $ac \equiv bd \pmod{n}$ , i.e. the mapping of all integers onto the residue classes mod  $n$  is homomorphic.

Thus, it is allowed to add, subtract and multiply congruences mod  $n$ . This means that the residue classes mod  $n$  constitute a ring, called the ring of (all) residue classes mod  $n$ .

**Example.**  $100 \equiv 4 \pmod{12}$ , since  $100 = 12 \cdot 8 + 4$ , and  $51 \equiv 3 \pmod{12}$ , because  $51 = 12 \cdot 4 + 3$ . Performing addition, subtraction and multiplication of these two congruences we find that  $151 \equiv 7 \pmod{12}$ ,  $49 \equiv 1 \pmod{12}$  and  $5100 \equiv 12 \equiv 0 \pmod{12}$ , as is also easily verified by direct calculation.

**Proofs** of these rules are based on simple algebra:  $a = b + kn$  and  $c = d + ln$  imply that  $a \pm c = b \pm d + (k \pm l)n$ , i.e.  $a \pm c \equiv b \pm d \pmod{n}$ , and that  $ac = (b + kn)(d + ln) = bd + (kd + bl + kln)n$ , i.e.  $ac \equiv bd \pmod{n}$ .

The rule for *cancelling* a congruence by an integer is a little more complicated:

**Theorem A2.4.** If  $ac \equiv bc \pmod{n}$ , then

$$a \equiv b \left( \pmod{\frac{n}{\text{GCD}(c, n)}} \right).$$

Hence, if  $d = \text{GCD}(c, n) > 1$ , the resulting congruence is *not valid* mod  $n$ , but only mod  $n/d$ .

**Proof.** Since  $n|(a-b)c$ , certainly  $\frac{n}{d} \mid (a-b)\frac{c}{d}$ . Since  $\text{GCD}\left(\frac{n}{d}, \frac{c}{d}\right) = 1$ , theorem A2.1 gives

$$\frac{n}{d} \mid a - b \quad \text{i.e.} \quad a \equiv b \left( \pmod{\frac{n}{d}} \right).$$

Both sides of a congruence can thus be divided by the same integer  $c$ , provided that *the modulus  $n$  is in the same operation divided by  $\text{GCD}(c, n)$* . This is the *cancellation rule* for congruences.

**Example.**  $3500 \equiv 70 \pmod{245}$ . When cancelling the factor 70, we must not forget to divide the modulus 245 by  $\text{GCD}(70, 245) = 35$ ; the result of the cancellation is therefore  $50 \equiv 1 \pmod{7}$ .

## BASIC CONCEPTS IN HIGHER ARITHMETIC

The rules given for operating on congruences are, as a matter of fact, extremely efficient when an algebraic expression needs to be evaluated mod  $n$ . We give some examples. What is the result of  $3^{100} \bmod 101$ ? In order to compute a power efficiently, we use the method of successive squarings, followed by occasional multiplications (cf. p. 87). In this particular case, we find, successively

$$\begin{aligned}
 3^5 &= 243 = 202 + 41 \equiv 41 \bmod 101, \\
 3^{10} &= (3^5)^2 \equiv 41^2 = 1681 \equiv 65 \bmod 101, \\
 3^{20} &\equiv 65^2 = 4225 \equiv -17 \bmod 101, \\
 3^{40} &\equiv (-17)^2 = 289 \equiv -14 \bmod 101, \\
 3^{50} &= 3^{40} \cdot 3^{10} \equiv -14 \cdot 65 = -910 \equiv -1 \bmod 101, \\
 3^{100} &= (3^{50})^2 \equiv (-1)^2 = 1 \equiv 1 \bmod 101.
 \end{aligned}$$

Another example is: What is the value of  $4^n \bmod 12$ ? Since  $4^2 = 16 \equiv 4 \bmod 12$ ,  $4^3 = 4 \cdot 4^2 \equiv 4 \cdot 4 = 4^2 \equiv 4 \bmod 12$  etc. obviously,  $4^n \equiv 4 \bmod 12$  for  $n > 0$ .

### Linear Congruences

If  $a$  and  $b$  are known residue classes, and  $x$  is an unknown residue class such that

$$ax \equiv b \bmod n, \tag{A2.3}$$

then  $x$  is said to satisfy the *linear congruence* (A2.3). This congruence is equivalent to the diophantine equation

$$ax = b + ny \tag{A2.4}$$

which, according to theorem A1.2, is solvable if and only if

$$\text{GCD}(a, n) | b. \tag{A2.5}$$

If  $\text{GCD}(a, n) = d$ , (A2.3) can, in this case, be cancelled by  $d$  to give

$$\frac{a}{d}x \equiv \frac{b}{d} \left( \bmod \frac{n}{d} \right), \tag{A2.6}$$

a congruence with  $\text{GCD}(a/d, n/d) = 1$ . Thus, if a linear congruence (A2.3) has any solutions, it can be transformed to the congruence (A2.6) or, with changed notation, to

$$ax \equiv b \bmod n, \quad \text{with} \quad \text{GCD}(a, n) = 1. \tag{A2.7}$$

The situation is described by

## LINEAR CONGRUENCES AND EUCLID'S ALGORITHM

**Theorem A2.5.** The linear congruence (A2.7) is always satisfied by precisely one residue class  $x \bmod n$ . This solution is sometimes denoted by  $x \equiv a^{-1}b \bmod n$  or, alternatively, by  $x \equiv b/a \bmod n$ .

**Proof.** Let  $x$  extend through all the residue classes  $\bmod n$ . Then all the values of  $y \equiv ax \bmod n$  are distinct, since  $ax_1 \equiv ax_2 \bmod n$  would imply  $x_1 \equiv x_2 \bmod n$  due to the assumption that  $\text{GCD}(a, n) = 1$  and the cancellation rule for congruences. Since there are precisely  $n$  residue classes, the  $n$  different values of  $ax \bmod n$  must each fall in one residue class. Thus for precisely one value of  $x \bmod n$ , a specific value  $b$  for which  $ax \equiv b \bmod n$  holds, as stated.

### Linear Congruences and Euclid's Algorithm

A linear congruence can be solved by applying Euclid's algorithm. We demonstrate this with the example

$$3293x \equiv 222 \bmod 8991$$

which is equivalent to

$$3293x = 222 + 8991y.$$

Reduce this diophantine equation  $\bmod 3293$ :

$$222 + 8991y \equiv 0 \bmod 3293.$$

Now one line of Euclid's algorithm comes into effect (compare with the example on p. 241):

$$222 + (2 \cdot 3293 + 2405)y \equiv 222 + 2405y \equiv 0 \bmod 3293.$$

Continuing in this way, we obtain successively:

$$222 + 2405y = 3293z, \quad 222 \equiv 888z \bmod 2405,$$

$$222 = 888z + 2405u, \quad 222 \equiv 629u \bmod 888,$$

$$222 = 629u + 888v, \quad 222 \equiv 259v \bmod 629,$$

$$222 = 259v + 629w, \quad 222 \equiv 111w \bmod 259,$$

$$222 = 111w + 259t, \quad 222 \equiv 37t \bmod 111,$$

$$222 = 37t + 111s.$$

At this stage  $37|111$ , and Euclid's algorithm terminates. The result is that the integers 3293 and 8991 have 37 as their GCD. Now, check whether  $37|222$ . It does, and therefore the given congruence is solvable. Proceed as follows: First divide the last equation by the GCD to obtain

$$6 = t + 3s, \quad \text{i.e.,} \quad t = 6 - 3s,$$



## BASIC CONCEPTS IN HIGHER ARITHMETIC

where  $s$  is an arbitrary integer, a so-called *parameter*, used as an aid to express all solutions  $x, y$ . To achieve this goal, repeat the above calculation backwards, expressing everything in terms of  $s$ :

$$\begin{aligned}
 w &= \frac{222 - 259t}{111} = \frac{222 - 259(6 - 3s)}{111} = -12 + 7s \\
 v &= \frac{222 - 629w}{259} = \frac{222 - 629(-12 + 7s)}{259} = 30 - 17s \\
 u &= \frac{222 - 888v}{629} = \frac{222 - 888(30 - 17s)}{629} = -42 + 24s \\
 z &= \frac{222 - 2405u}{888} = \frac{222 - 2405(-42 + 24s)}{888} = 114 - 65s \\
 -y &= \frac{222 - 3293z}{2405} = \frac{222 - 3293(114 - 65s)}{2405} = -156 + 89s
 \end{aligned}$$

and, finally

$$x = \frac{222 + 8991y}{3293} = \frac{222 - 8991(-156 + 89s)}{3293} = 426 - 243s$$

i.e.,

$$x \equiv 426 \pmod{243} \equiv 183 \pmod{243}.$$

A more elegant way to find the value of  $x$ , making use of continued fractions, is presented in Appendix 8, pp. 334–337, where the reader can also find a computer program for solving a linear congruence.

### Systems of Linear Congruences

Consider a system of simultaneous linear congruences,

$$a_i x \equiv b_i \pmod{n_i} \quad \text{with} \quad \text{GCD}(a_i, n_i) = 1, \quad (\text{A2.8})$$

each of them assumed solvable. Furthermore, suppose that no two  $n_i$ 's have common divisors  $> 1$ , so that  $\text{GCD}(n_i, n_j) = 1$  if  $i \neq j$ . Then we have the following

**Theorem A2.6. The Chinese Remainder Theorem.** The system of simultaneous congruences (A2.8) is solvable, and the congruences have precisely one common solution  $x \pmod{\prod n_i}$ , if  $\text{GCD}(n_i, n_j) = 1$  for all pairs  $i, j$ .

**Proof.** Start by considering just two simultaneous congruences

$$a_1 x \equiv b_1 \pmod{n_1} \quad (\text{A2.9})$$

## THE RESIDUE CLASSES mod $p$ CONSTITUTE A FIELD

and

$$a_2x \equiv b_2 \pmod{n_2}. \quad (\text{A2.10})$$

We shall prove that these two congruences have precisely one common solution  $x$  mod  $n_1n_2$ . Firstly, (A2.9) implies that  $a_1x$  can be written as  $a_1x = b_1 + n_1t$  for some integer  $t$ , or equivalently,

$$n_2a_1x = n_2b_1 + n_1n_2t, \quad (\text{A2.11})$$

and secondly, (A2.10) implies that  $a_2x = b_2 + n_2u$  or

$$n_1a_2x = n_1b_2 + n_1n_2u. \quad (\text{A2.12})$$

Subtracting (A2.11) and (A2.12), we have

$$(n_2a_1 - n_1a_2)x \equiv n_2b_1 - n_1b_2 \pmod{n_1n_2}. \quad (\text{A2.13})$$

However, since the solvability test is satisfied, this new congruence is, according to Theorem A2.5, always solvable mod  $n_1n_2$ . It is easily observed that this is the case:

$$\text{GCD}(n_2a_1 - n_1a_2, n_1) = \text{GCD}(n_2a_1, n_1) = 1$$

since both  $(n_2, n_1) = 1$  and  $(a_1, n_1) = 1$ , and analogously for

$$\text{GCD}(n_2a_1 - n_1a_2, n_2) = \text{GCD}(n_1a_2, n_2) = 1.$$

The fact that the solution of (A2.13) really satisfies both (A2.9) and (A2.10), and not only the combination (A2.13) of these two, can be verified by reducing (A2.13) first to mod  $n_1$  and then to mod  $n_2$ . These reductions lead back to precisely (A2.9) and (A2.10).

The solution of the general case with any number of simultaneous congruences, with pairwise relatively prime moduli, can now be built up step-wise by successively applying the result for two congruences and then appending the remaining congruences, one at a time. (Two integers  $m$  and  $n$  are said to be *relatively prime*, if  $\text{GCD}(m, n) = 1$ .) This proves the general theorem.

### The Residue Classes mod $p$ Constitute a Field

Theorem A2.4 yields a particularly simple result if the module  $n$  happens to be a prime number  $p$ . Always, in such a case,  $\text{GCD}(c, p) = 1$  or  $p$ . However, if  $\text{GCD}(c, p) = p$ , on cancelling the congruence by  $p$ , we obtain  $a \equiv b \pmod{1}$ , which is a trivial congruence, since the difference  $a - b$  of any two integers is always divisible by 1. Thus, if we disregard this trivial case and forbid cancellation by  $p$ , we may state that a congruence mod  $p$  can always be cancelled without affecting

the module, since the module  $p/\text{GCD}(c, p)$  remains  $= p$ . Hence, divisions by all integers except  $p$ , acting as the zero element, are allowed in the ring of residue classes mod  $p$ . This ring thus constitutes a field, since according to Theorem A2.5, all these divisions give unique results. This conclusion can be re-phrased as

**Theorem A2.7.** If  $p$  is a prime, then the ring of all residue classes mod  $p$  is a field. The  $p - 1$  residue classes  $\not\equiv 0 \pmod{p}$  constitute a (multiplicative) abelian group of order  $p - 1$ . This group is denoted by  $M_p$ .

**Example.** The structure we studied in Appendix 1, p. 250–251, is the field corresponding to  $p = 5$ . The division  $a/b$  has to be carried out as a multiplication  $ab^{-1}$ , which is always possible to perform, since the multiplicative group contains the inverse  $b^{-1}$  of every element  $b \neq 0$ .

From this general theory, the very important theorem of Fermat now follows easily as a special case of Lagrange's Theorem A1.3 on p. 248:

**Theorem A2.8. Fermat's Theorem.** If  $p$  is a prime, and  $a \not\equiv 0 \pmod{p}$ , then

$$a^{p-1} \equiv 1 \pmod{p}. \quad (\text{A2.14})$$

Multiplication by  $a$  yields

$$a^p \equiv a \pmod{p}, \quad (\text{A2.15})$$

a variation of the theorem which holds for *all*  $a$ , i.e. also when  $a \equiv 0 \pmod{p}$ .

### The Primitive Residue Classes mod $p$

If  $n$  is a composite number, the ring of all residue classes mod  $n$  cannot also be considered to be a field. This is because cancellation of a congruence mod  $n$  by *any of the divisors  $d$  of  $n$*  also requires the corresponding cancellation of  $n$ , and thus carries us from the ring mod  $n$  to another ring, viz. mod  $n/d$ . In this case,  $d$  is said to be a zero divisor of the ring, since  $d|n$  and  $n \equiv 0 \pmod{n}$ .— However, if we avoid the zero divisors of  $n$ , i.e. if we consider only the so-called *primitive* residue classes  $a \pmod{n}$  with  $\text{GCD}(a, n) = 1$  then, according to Theorem A2.5, all divisions by *these* elements can be uniquely performed. The primitive residue classes mod  $n$  actually constitute a multiplicative group  $M_n$  of order  $\varphi(n)$ . This important number-theoretic function  $\varphi(n)$  is called Euler's totient function. In the next section we shall describe the structure of  $M_n$  in some detail, but for the moment we shall concentrate on the following important question: How many primitive residue classes are there mod  $n$ , i.e., of which order  $\varphi(n)$  is the group  $M_n$  or which is the same thing, how can we enumerate all  $a$ 's satisfying

$$\text{GCD}(a, n) = 1 \quad \text{and} \quad 1 \leq a \leq n? \quad (\text{A2.16})$$

Consider first the simplest case, when  $n = p^\alpha$ , a prime power. Then  $\text{GCD}(a, n) > 1$  if and only if  $p|a$ , which is true if  $a$  is one of the  $p^{\alpha-1}$  multiples of  $p$  between 1

## THE PRIMITIVE RESIDUE CLASSES mod $p$

and  $p^\alpha$ , i.e. for the integers

$$a = p, 2p, 3p, \dots, p^{\alpha-1} \cdot p.$$

The remaining  $p^\alpha - p^{\alpha-1}$  integers below  $p^\alpha$  represent the different *primitive* residue classes mod  $p^\alpha$ , and thus we find the value of Euler's function in this case to be

$$\varphi(p^\alpha) = p^{\alpha-1}(p - 1), \quad \text{if } p \text{ is a prime.} \quad (\text{A2.17})$$

In particular  $\alpha = 1$  gives

$$\varphi(p) = p - 1. \quad (\text{A2.18})$$

Taking this simple result as a starting point, we now have to deduce  $\varphi(n)$  when  $n = \prod p_i^{\alpha_i}$ . This can be done by using the relation

$$\varphi(mn) = \varphi(m)\varphi(n), \quad \text{if } \text{GCD}(m, n) = 1. \quad (\text{A2.19})$$

The relation (A2.19) asserts that Euler's function is multiplicative; a fact that can be proved as follows: If  $\text{GCD}(m, n) = 1$ , each residue class  $a \bmod mn$  with  $\text{GCD}(a, mn) = 1$  simultaneously satisfies both  $\text{GCD}(a, m) = 1$  and  $\text{GCD}(a, n) = 1$ , and conversely. But from Theorem A2.6, we know that every combination of primitive residue classes

$$\left. \begin{aligned} x &\equiv b_1 \bmod m \\ x &\equiv b_2 \bmod n \end{aligned} \right\} \quad (\text{A2.20})$$

corresponds to precisely one of the primitive residue classes mod  $mn$ . Thus, if  $\text{GCD}(m, n) = 1$ ,  $\varphi(m)$  primitive residue classes mod  $m$  can be combined with  $\varphi(n)$  primitive residue classes mod  $n$  to obtain  $\varphi(m)\varphi(n)$  primitive residue classes mod  $mn$ . This is the reason why Euler's function is multiplicative, and (A2.19) is immediate.

Using the basic results (A2.17) and (A2.19) we now obtain

$$\varphi(n) = \prod_i p_i^{\alpha_i-1}(p_i - 1) = n \prod_i \left(1 - \frac{1}{p_i}\right), \quad \text{if } n = \prod_i p_i^{\alpha_i}. \quad (\text{A2.21})$$

As usual, the primes  $p_i$  must all be distinct. Lagrange's theorem A1.3 now leads to the following generalization of Fermat's theorem A2.8 for the case of composite modules  $n$ :

**Theorem A2.9. Euler's Theorem.** If  $\text{GCD}(a, n) = 1$  and  $n = \prod p_i^{\alpha_i}$ , then

$$a^{\varphi(n)} \equiv 1 \bmod n, \quad (\text{A2.22})$$

where  $\varphi(n) = \prod p_i^{\alpha_i-1}(p_i - 1)$  is the number of primitive residue classes mod  $n$ .

Using Euler's Theorem, we can find a way of explicitly writing down the quotient of two residue classes,  $a/b \bmod n$ . The formula is

$$\frac{a}{b} = ab^{-1} \equiv ab^{\varphi(n)}b^{-1} = ab^{\varphi(n)-1} \bmod n. \quad (\text{A2.23})$$

### The Structure of the Group $M_n$

The multiplicative group of all primitive residue classes mod  $n$ ,  $M_n$ , contains precisely  $\varphi(n)$  elements. Gauss proved that  $M_n$  is a cyclic group if and only if  $n = 4, n = p^\alpha$  or  $n = 2p^\alpha$ , and  $p$  is an odd prime. A proof can be found in [1]. The result by Gauss is a special case of a more general theorem on the structure of  $M_n$ , which we shall not prove in this book, see [2]. We shall however describe the structure of  $M_n$  in the general case.

According to Theorem A1.4 on p. 252, every finite abelian group can be written as a direct product of cyclic groups of prime power orders. Moreover, the direct product of two cyclic groups of orders  $m$  and  $n$ , if  $\text{GCD}(m, n) = 1$ , is itself a cyclic group. Therefore, in general, there is no need to reduce an abelian group into group factors of *prime power orders* in order to be able to express the group as a product of cyclic groups—decomposition can be effected with certain suitably chosen larger cyclic group factors. We shall now describe the possible ways in which this can be accomplished for the group  $M_n$ .

If  $n = \prod p_i^{\alpha_i}$ , with  $p_i$  all distinct primes, then the order of  $M_n$  is, as we have just seen,  $\varphi(n) = \prod p_i^{\alpha_i-1}(p_i - 1)$ . Next, assume that

$$p_i - 1 = \prod_j q_{ij}^{\beta_{ij}}, \quad (\text{A2.24})$$

where  $q_{ij}$ ,  $j = 1, 2, \dots$  are distinct primes. Then  $\varphi(n)$  takes the form

$$\varphi(n) = \prod_{i,j} p_i^{\alpha_i-1} q_{ij}^{\beta_{ij}}. \quad (\text{A2.25})$$

The representation (A2.25) will, with a minor modification, give rise to those prime powers which actually are the searched for orders of the cyclic groups in the decomposition of  $M_n$  as a direct product of groups in accordance with Theorem A1.4. The modification is that if  $2^\alpha | n$  for  $\alpha \geq 3$ , then a factor 2 has to be separated from  $\varphi(2^\alpha)$ , and thus  $\varphi(2^\alpha) = 2^{\alpha-1}$  has to be written as  $2 \cdot 2^{\alpha-2}$  in such a case.

#### Examples.

$$n = 4 = 2^2 \quad \text{has} \quad \varphi(n) = 2 \quad (\text{A2.26})$$

$$n = 8 = 2^3 \quad \text{has} \quad \varphi(n) = 2 \cdot 2 \quad (\text{A2.27})$$

$$n = 15 = 3 \cdot 5 \quad \text{has} \quad \varphi(n) = 2 \cdot 4 \quad (\text{A2.28})$$

$$n = 16 = 2^4 \quad \text{has} \quad \varphi(n) = 2 \cdot 4 \quad (\text{A2.29})$$

$$n = 17 \quad \text{has} \quad \varphi(n) = 16 \quad (\text{A2.30})$$

$$n = 24 = 2^3 \cdot 3 \quad \text{has} \quad \varphi(n) = 2 \cdot 2 \cdot 2 \quad (\text{A2.31})$$

## THE STRUCTURE OF THE GROUP $M_n$

$$n = 63 = 3^2 \cdot 7 \quad \text{has} \quad \varphi(n) = 2 \cdot 3 \cdot 2 \cdot 3 = 6 \cdot 6 \quad (\text{A2.32})$$

$$n = 65 = 5 \cdot 13 \quad \text{has} \quad \varphi(n) = 4 \cdot 4 \cdot 3 = 12 \cdot 4 \quad (\text{A2.33})$$

$$n = 104 = 2^3 \cdot 13 \quad \text{has} \quad \varphi(n) = 2 \cdot 2 \cdot 4 \cdot 3 = 12 \cdot 2 \cdot 2 \quad (\text{A2.34})$$

$$n = 105 = 3 \cdot 5 \cdot 7 \quad \text{has} \quad \varphi(n) = 2 \cdot 4 \cdot 2 \cdot 3 = 12 \cdot 2 \cdot 2. \quad (\text{A2.35})$$

In each instance, the factorization of  $\varphi(n)$  given first indicates the order of the cyclic groups referred to in Theorem A1.4. Using the just mentioned possibility of multiplying together those cyclic groups which have orders without common divisors, we can multiply occurring powers of *different* primes, and thus sometimes find several different representations of  $M_n$  as a product of cyclic groups. Among all these possibilities, it is interesting to select the one which will give the *least* number of group factors. This is accomplished by first multiplying all the *highest* prime powers of each individual prime in the given representation of  $\varphi(n)$ . The procedure is then repeated on the prime powers remaining after the first round, and so on. Whenever this manner of writing  $\varphi(n)$  differs from the one arrived at in the first place, it has been indicated in the examples above by giving a second representation of  $\varphi(n)$ . (This occurs in (A2.32)–(A2.35).) Thus e.g. both  $M_{104}$  and  $M_{105}$  can be written as a direct product of three cyclic groups, of orders 12, 2 and 2, respectively, and thus  $M_{104}$  and  $M_{105}$  are isomorphic.

In order to clarify this discussion, let us take a close look at an example,  $n = 15$ . The group  $M_{15}$  has  $\varphi(15) = 8$  elements  $a$ . It has two generators,  $g_1$  and  $g_2$  of orders 2 and 4, respectively, so that the group elements  $a$  can be written as

$$a = g_1^{e_1} g_2^{e_2}, \quad (\text{A2.36})$$

with  $0 \leq e_1 \leq 1$  and  $0 \leq e_2 \leq 3$ . A possible choice of  $g_1$  and  $g_2$  is  $g_1 = 11$  and  $g_2 = 2$ . It is easy to verify the following congruences mod 15:

$$\begin{aligned} 1 &\equiv 11^0 2^0, & 2 &\equiv 11^0 2^1, & 4 &\equiv 11^0 2^2, & 7 &\equiv 11^1 2^1, \\ 8 &\equiv 11^0 2^3, & 11 &\equiv 11^1 2^0, & 13 &\equiv 11^1 2^3, & 14 &\equiv 11^1 2^2, \end{aligned}$$

giving the representation of all 8 elements of  $M_{15}$  in the form (A2.36).

The table on the next page contains representations, analogous to (A2.26)–(A2.35), for all groups  $M_n$  with  $n \leq 50$ , as products of cyclic groups with generators  $g_i$  of the cyclic group factors. We observe that if  $\varphi(m)$  and  $\varphi(n)$  have identical factorizations under the rules established, then the groups  $M_m$  and  $M_n$  are isomorphic. The table shows that, among others, the groups  $M_{15}$ ,  $M_{16}$ ,  $M_{20}$  and  $M_{30}$  all are isomorphic (of type  $2 \cdot 4$ ). So are  $M_{35}$ ,  $M_{39}$  and  $M_{45}$  (of type  $2 \cdot 12$ ). On the other hand,  $M_{16}$  (of type  $2 \cdot 4$ ) and  $M_{24}$  (of type  $2 \cdot 2 \cdot 2$ ), both of order 8, show different structures.

# BASIC CONCEPTS IN HIGHER ARITHMETIC

$n$	$\varphi(n)$	$\lambda(n)$	$g_i$
3	2	2	2
4	2	2	3
5	4	4	2
6	2	2	5
7	6	6	3
8	$2 \cdot 2$	2	7, 3
9	6	6	2
10	4	4	3
11	10	10	2
12	$2 \cdot 2$	2	5, 7
13	12	12	2
14	6	6	3
15	$2 \cdot 4$	4	14, 2
16	$2 \cdot 4$	4	15, 3
17	16	16	3
18	6	6	5
19	18	18	2
20	$2 \cdot 4$	4	19, 3
21	$2 \cdot 6$	6	20, 2
22	10	10	7
23	22	22	5
24	$2 \cdot 2 \cdot 2$	2	5, 7, 13
25	20	20	2
26	12	12	7

$n$	$\varphi(n)$	$\lambda(n)$	$g_i$
27	18	18	2
28	$2 \cdot 6$	6	13, 3
29	28	28	2
30	$2 \cdot 4$	4	11, 7
31	30	30	3
32	$2 \cdot 8$	8	31, 3
33	$2 \cdot 10$	10	10, 2
34	16	16	3
35	$2 \cdot 12$	12	6, 2
36	$2 \cdot 6$	6	19, 5
37	36	36	2
38	18	18	3
39	$2 \cdot 12$	12	38, 2
40	$2 \cdot 2 \cdot 4$	4	39, 11, 3
41	40	40	6
42	$2 \cdot 6$	6	13, 5
43	42	42	3
44	$2 \cdot 10$	10	43, 3
45	$2 \cdot 12$	12	44, 2
46	22	22	5
47	46	46	5
48	$2 \cdot 2 \cdot 4$	4	47, 7, 5
49	42	42	3
50	20	20	3

## Homomorphisms of $M_q$ when $q$ is a Prime

Suppose  $n$  is a prime  $q$  such that  $q - 1 = \prod_i p_i$  is a *square-free number*. Since  $M_q$  is cyclic of order  $\prod p_i$ ,  $M_q$  contains cyclic subgroups  $C_p$  of order  $p$  for each of the primes  $p = p_i$ . If  $g$  is a generator of  $M_q$  then  $g^{(q-1)/p}$  is a generator of  $C_p$ . The mapping of the element  $g^j$  in  $M_q$  on  $g^{(q-1)j/p}$  in  $C_p$  is a homomorphism. Let  $\zeta_p$  be a  $p$ th root of unity. Then this homomorphism induces a group character  $\chi_p(g^j) = \zeta_p^j$ . All those elements  $A$  of  $M_q$ , for which  $\chi(A) = 1$  form a subgroup of  $M_q$ , called the *kernel* of the homomorphism. The kernel is composed of the

## CARMICHAEL'S FUNCTION

elements  $g^p, g^{2p}, g^{3p}, \dots, g^{q-1} = I$ .—If this construction is carried through for *all* prime factors  $p_i$  of  $q - 1$ , one kernel is found for each of the mappings. For these kernels we have the following theorem which we shall need in the proof of Lenstra's primality testing algorithm on p. 134.

**Theorem A2.10.** If  $q - 1$  is square-free, then all these kernels have precisely one element in common, the neutral element of the group  $M_q$ .

**Proof.** An element of one particular of the kernels can be written in the form  $g^{jp_i}$ , where  $p_i$  is the prime used in the corresponding homomorphism. Thus, in order to belong to *all* of the kernels simultaneously, an element must be of the form  $g^j \prod p_i$ . But the only element of this form in  $M_q$  is  $g^{\prod p_i} = g^{q-1} = I$ .

### Carmichael's Function

The technique described for finding a group decomposition of  $M_n$ , that of first multiplying the largest powers of each prime in the modified factorization of  $\varphi(n)$ , and then repeating this procedure with what remains of  $\varphi(n)$ , leads to a result in which the first factor found is an integer multiple of all factors subsequently discovered. Those cyclic groups  $G_i$ , the direct products of which give  $M_n$ , thus have orders  $d_i$  which all divide the largest of these orders, called Carmichael's function  $\lambda(n)$ . Referring back to (A2.25), we see that  $\lambda(n)$  is the least common multiple of all the factors  $\varphi(p_i^{\alpha_i})$  of  $\varphi(n)$ , with a modification similar to the one made above, i.e., if  $8|n$  then the power  $2^{\alpha-2}$  is regarded as a factor instead of  $\varphi(2^\alpha) = 2^{\alpha-1}$ . Formally, this rule for computing  $\lambda(n)$  can be stated as

$$\left\{ \begin{array}{ll} \lambda(p^\alpha) = \varphi(p^\alpha), & \text{when } p = 2 \text{ and } \alpha \leq 2, \text{ and when } p \geq 3 \\ \lambda(2^\alpha) = \frac{1}{2}\varphi(2^\alpha), & \text{when } \alpha \geq 3 \\ \lambda(n) = \text{LCM}[\lambda(p_i^{\alpha_i})]_i, & \text{if } n = \prod_i p_i^{\alpha_i}. \end{array} \right. \quad (\text{A2.37})$$

If

$$M_n = G_1 \times G_2 \times \dots \times G_k, \quad (\text{A2.38})$$

and  $d_i$  is the order of the group  $G_i$ , then every element  $a$  of  $M_n$  can be written in the form

$$a = g_1^{e_1} g_2^{e_2} \dots g_k^{e_k}, \quad \text{with } 1 \leq e_i \leq d_i. \quad (\text{A2.39})$$

Furthermore, for every  $i$ ,

$$g_i^{d_i} \equiv 1 \pmod{n}, \quad \text{with } d_i | \lambda(n). \quad (\text{A2.40})$$



### Carmichael's Theorem

An immediate consequence of (A2.39) and (A2.40) is

**Theorem A2.11. Carmichael's Theorem.** If  $\text{GCD}(a, n) = 1$ , then

$$a^{\lambda(n)} \equiv 1 \pmod{n}. \quad (\text{A2.41})$$

This is a very useful, but often forgotten generalization of Euler's theorem A2.9.

**Example.** For  $n = 65520 = 2^4 \cdot 3^2 \cdot 5 \cdot 7 \cdot 13$ , Euler's function  $\varphi(n)$  assumes the value  $8 \cdot 6 \cdot 4 \cdot 6 \cdot 12 = 13824$ , while  $\lambda(n) = \text{LCM}[4, 6, 4, 6, 12] = 12$ . For all  $a$  with  $\text{GCD}(a, n) = 1$  we thus have

$$a^{12} \equiv 1 \pmod{65520}.$$

In the small table above, we have given  $\lambda(n)$  as well as  $\varphi(n)$ .

In the chapter on cryptography we require a slight generalization of (A2.41) to include values of  $a$  with  $\text{GCD}(a, n) > 1$ . This is provided by

**Theorem A2.12.** If  $n$  is a product of distinct primes then, for all  $a$ ,

$$a^{\lambda(n)+1} \equiv a \pmod{n}. \quad (\text{A2.42})$$

**Proof.** Let  $n = \prod p_i$ . By Fermat's Theorem,

$$a^{p_i-1} \equiv 1 \pmod{p_i}, \quad \text{yielding} \quad a^{m(p_i-1)} \equiv 1 \pmod{p_i}.$$

Multiplying by  $a$ , we infer that

$$a^{s_i} \equiv a \pmod{p_i} \quad \text{if} \quad s_i \equiv 1 \pmod{p_i - 1} \quad (\text{A2.43})$$

for all  $a$  satisfying  $\text{GCD}(a, p_i) = 1$ . It is an interesting fact that this congruence holds also when  $\text{GCD}(a, p_i) = p_i$ , because then both sides of (A2.43) are  $\equiv 0 \pmod{p_i}$ . Choosing a value of  $s \equiv s_i \equiv 1 \pmod{p_i - 1}$  for every value of  $i$ , we arrive at the following congruences:

$$a^s \equiv a \pmod{p_i}, \quad i = 1, 2, \dots, \quad \text{for all } a. \quad (\text{A2.44})$$

Now, by the Chinese remainder theorem, these congruences may be combined into one congruence mod  $n$  which obviously is  $a^s \equiv a \pmod{n}$  provided that the exponent  $s \equiv 1 \pmod{p_i - 1}$  for every prime factor  $p_i$  of  $n$ . However, since  $\lambda(n)$  is the  $\text{LCM}[p_i - 1]$ , the choice  $s = \lambda(n) + 1$  satisfies the conditions imposed on  $s$ , thus proving (A2.42).

**Remark.** Since  $\lambda(n)$  is the *least* common multiple of all the  $p_i - 1$ ,  $\lambda(n) + 1$  is also the *smallest* value of  $s > 1$  satisfying  $s \equiv 1 \pmod{p_i - 1}$  for all  $i$ . In general  $a^s \equiv a \pmod{n}$

## BIBLIOGRAPHY

holds for *all* values of  $a$  if and only if  $s \equiv 1 \pmod{\lambda(n)}$ . For *particular* values of  $a$ ,  $a^s$  could, of course, be  $\equiv a$  for much smaller values of  $s$  than  $\lambda(n) + 1$ .—Moreover, if  $n$  contains multiple prime factors, then (A2.42) need no longer be true, as can be seen from the example  $n = 12$  with  $\lambda(n) = 2$  and  $2^3 = 8 \not\equiv 2 \pmod{12}$ .

## Bibliography

1. O. Ore, *Number Theory and Its History*, McGraw-Hill, New York, 1948.
2. D. Shanks, *Solved and Unsolved Problems in Number Theory*, Second edition, Chelsea, New York, 1978.

## APPENDIX 3

### QUADRATIC RESIDUES

#### Legendre's Symbol

Let us commence with

**Definition A3.1.** If  $\text{GCD}(a, n) = 1$  and if the congruence

$$x^2 \equiv a \pmod{n} \tag{A3.1}$$

has solutions  $x$ , then  $a$  is called a *quadratic residue* of  $n$ . If (A3.1) has no solutions,  $a$  is a *quadratic non-residue* mod  $n$ .

For the case when  $n$  is an odd prime  $p$ , Legendre introduced a special symbol  $(a/p)$  which is given the value  $+1$  if  $a$  is a quadratic residue and the value  $-1$  if  $a$  is a quadratic non-residue of  $n$ .

**Examples.** Calculating  $(\pm 1)^2$ ,  $(\pm 2)^2$  and  $(\pm 3)^2 \pmod{7}$  we find that  $a \equiv 1, 2$  and  $4$  are the quadratic residues mod  $7$ . The remaining residue classes, i.e.  $a \equiv 3, 5$  and  $6$  are the quadratic non-residues mod  $7$ .—Analogously, it can be shown that  $a \equiv 1$  is the only quadratic residue mod  $12$ .—Please note that  $a \equiv 4$  and  $a \equiv 9$  do not count as quadratic residues mod  $12$ , since  $\text{GCD}(a, 12) > 1$  for these values of  $a$ .

#### Arithmetic Rules for Residues and Non-Residues

In Definition A3.1 a condition is that  $\text{GCD}(a, n) = 1$ , and thus we consider only those residue classes which belong to the group  $M_n$  of primitive residue classes mod  $n$ . As a matter of fact, definition A3.1 divides  $M_n$  into two parts. One part consists of all quadratic residues mod  $n$ , and is actually a subgroup of  $M_n$ . The other part consists of all quadratic non-residues mod  $n$ , and is composed of one or several cosets to this subgroup. (The other residue classes mod  $n$ , with  $\text{GCD}(a, n) > 1$ , which are not in  $M_n$  at all, are sometimes called semi-residues of  $n$ . The quantity  $(a/n)$  is, in these cases, given the value  $0$ .) Now quadratic residuacity is governed by the following two simple rules:

**Theorem A3.1.** The product of two quadratic residues is always a quadratic residue, and the product of a residue and a non-residue is a non-residue.

## ARITHMETIC RULES FOR RESIDUES AND NON-RESIDUES

**Proof.**  $x^2 \equiv a \pmod{n}$  and  $y^2 \equiv b \pmod{n}$  imply  $(xy)^2 \equiv ab \pmod{n}$ , which proves the first half of the theorem. However, if the product of some quadratic residue  $x^2$  with some quadratic non-residue  $z$  were to result in another residue  $y^2$ , then this would imply  $x^2 z \equiv y^2 \pmod{n}$ , which would immediately give  $z \equiv (y/x)^2 \pmod{n}$ , i.e., contrary to the assumption,  $z$  would actually be a quadratic residue. (Note that  $y/x$  is an integer mod  $n$ , since we are allowed to form  $yx^{-1}$  without leaving the group  $M_n$  of primitive residue classes.) This completes the proof.

In general, no simple rule can be applied in order to determine the quadratic character of the product of two quadratic non-residues. Only in the case when  $M_n$  is a cyclic group (and  $n > 2$ ), and in particular when  $n$  is an odd prime, are there equal numbers of residues and non-residues, and in that case the product of two non-residues is always a residue.

**Proof.** If  $M_n$  is a cyclic group, then all the group elements can be written as

$$g^s, \quad \text{for } 1 \leq s \leq \varphi(n), \quad (\text{A3.2})$$

where  $g$  is a generator of  $M_n$ . Obviously the  $\varphi(n)/2$  group-elements

$$g^2, g^4, g^6, \dots, g^{\varphi(n)} \quad (\text{A3.3})$$

with *even* exponents are all quadratic residues. Furthermore  $g$  must be a quadratic non-residue, because if  $g$  were  $= x^2$ , then Lagrange's theorem A1.3 would give  $g^{\varphi(n)/2} = x^{\varphi(n)} = 1$ . But then, contrary to the assumption,  $g$  would not be a generator of the cyclic group  $M_n$ . Now, since  $g$  is a non-residue, all the residues (A3.3) multiplied by  $g$  are also non-residues:

$$g, g^3, g^5, \dots, g^{\varphi(n)-1}. \quad (\text{A3.4})$$

But this exhausts all elements of  $M_n$ , and so we find the same number of residues and non-residues, both  $= \varphi(n)/2$ .—Besides, the product of two non-residues is, in this simple case, a residue, since

$$g^{\text{odd number}} \cdot g^{\text{odd number}} = g^{\text{even number}}.$$

The result can be summed up in

**Theorem A3.2.** If  $M_n$  is a cyclic group, i.e. if  $n = 4$ ,  $n = p^\alpha$  or  $n = 2p^\alpha$  for some odd prime  $p$ , then there are  $\varphi(n)/2$  quadratic residues and  $\varphi(n)/2$  quadratic non-residues mod  $n$ . The product of two non-residues is always a residue in such a case, which means that Legendre's symbol always obeys the rule

$$\left(\frac{a}{p}\right)\left(\frac{b}{p}\right) = \left(\frac{ab}{p}\right), \quad (\text{A3.5})$$

## QUADRATIC RESIDUES

if  $p$  is an odd prime and if  $\text{GCD}(a, n) = \text{GCD}(b, n) = 1$ , since  $M_p$  is a cyclic group.

**Example.** We have discussed above the example  $p = 7$ , with  $(a/p) = +1$  for  $a \equiv 1, 2$  and  $4 \pmod{7}$ , and  $(a/p) = -1$  for  $a \equiv 3, 5$  and  $6 \pmod{7}$ . The multiplication table of  $M_7$  can be arranged in the following manner with the quadratic residues boxed:

	1	2	4	3	5	6
1	1	2	4	3	5	6
2	2	4	1	6	3	5
4	4	1	2	5	6	3
3	3	6	5	2	1	4
5	5	3	6	1	4	2
6	6	5	3	4	2	1

### Euler's Criterion for the Computation of $(a/p)$

Euler discovered a method of finding out if  $a$  is a quadratic residue or not of  $p$  without having to calculate all the quadratic residues of  $p$  as we did above for  $p = 7$ :

**Theorem A3.3. Euler's Criterion.** If  $\text{GCD}(a, p) = 1$  and if  $p$  is an odd prime, then

$$\left(\frac{a}{p}\right) \equiv a^{(p-1)/2} \pmod{p}. \quad (\text{A3.6})$$

**Proof.** Let  $g$  be a generator of the cyclic group  $M_p$ . For which values of  $s$  is  $g^s \equiv -1 \pmod{p}$ ? Obviously  $g^{2s}$  must then be  $\equiv 1 \pmod{p}$ . This can only be the case if  $2s$  is a multiple of  $p-1$ , since  $p-1$  is the smallest positive exponent  $e$ , making  $g^e \equiv 1 \pmod{p}$ . Therefore  $s$  must assume one of the values  $0, (p-1)/2, p-1, \dots$  Now  $g, g^2, \dots, g^{p-1} \equiv 1$  constitute all the different elements of  $M_p$  (in some order), and so  $g^{(p-1)/2}$  must be that power of  $g$  which is  $\equiv -1 \pmod{p}$ .—Now, if  $a$  can be represented as  $a \equiv g^t$ , say, then

$$a^{(p-1)/2} \equiv g^{t(p-1)/2} \equiv (-1)^t \pmod{p}, \quad (\text{A3.7})$$

i.e.,  $a^{(p-1)/2} \equiv +1$  if  $t$  is even, which means that  $a$  is one of the quadratic residues, listed in (A3.3). Alternatively  $a^{(p-1)/2} \equiv -1$  if  $t$  is odd, in which case  $a$  is one of the quadratic non-residues of (A3.4). This proves Euler's Criterion.

# THE LAW OF QUADRATIC RECIPROCITY

## The Law of Quadratic Reciprocity

One of the highlights of number theory is the law of quadratic reciprocity, known to Euler and Legendre and proved by Gauss. It relates the two Legendre symbols  $(q/p)$  and  $(p/q)$  by

**Theorem A3.4.** The quadratic reciprocity law. If  $p$  and  $q$  are odd primes, then

$$\left(\frac{p}{q}\right) = \left(\frac{q}{p}\right) (-1)^{\frac{1}{2}(p-1)\frac{1}{2}(q-1)}. \quad (\text{A3.8})$$

We shall not here prove the theorem, but rather refer the reader to textbooks in number theory, such as [1] or [2].

If Theorem A3.4 is supplemented with a few of the cases which it does not cover, then it can be used for fast computation of the value of Legendre's symbol  $(a/p)$ , when  $p$  is a prime. The required supplements are provided in

**Theorem A3.5.** If  $p$  is an odd prime, then

$$\left(\frac{-1}{p}\right) = (-1)^{\frac{1}{2}(p-1)}, \quad \text{which is } \begin{cases} +1, & \text{if } p = 4k + 1 \\ -1, & \text{if } p = 4k - 1 \end{cases} \quad (\text{A3.9})$$

and

$$\left(\frac{2}{p}\right) = (-1)^{(p^2-1)/8}, \quad \text{which is } \begin{cases} +1, & \text{if } p = 8k \pm 1 \\ -1, & \text{if } p = 8k \pm 3. \end{cases} \quad (\text{A3.10})$$

The proofs may also be found in [1] or [2].

**Example 1.** Computation of  $(123/4567)$ , where the integer 4567 is known to be a prime.

$$\begin{aligned} \left(\frac{123}{4567}\right) &= \left(\frac{3 \cdot 41}{4567}\right) = \left(\frac{3}{4567}\right) \cdot \left(\frac{41}{4567}\right) = \\ &= \left(\frac{4567}{3}\right) (-1)^{2283} \times \left(\frac{4567}{41}\right) (-1)^{20 \cdot 2283} = \left(\frac{1}{3}\right) (-1) \left(\frac{16}{41}\right) = -1. \end{aligned}$$

Using Euler's criterion we have been able to answer the fairly simple question: "Which  $a$ 's are quadratic residues mod  $p$ ?" Using the quadratic reciprocity law we can answer the much more difficult question: "For which primes  $p$  is  $a$  a quadratic residue?"

**Example 2.** When is  $(10/p) = +1$ ? The deduction runs as follows:

$$\left(\frac{10}{p}\right) = \left(\frac{2}{p}\right) \left(\frac{5}{p}\right) = \left(\frac{2}{p}\right) \left(\frac{p}{5}\right).$$

## QUADRATIC RESIDUES

But

$$\left(\frac{2}{p}\right) = +1, \quad \text{if } p = 8k \pm 1 \text{ and}$$

$$\left(\frac{2}{p}\right) = -1, \quad \text{if } p = 8k \pm 3 \text{ according to (A3.10).}$$

Also,

$$\left(\frac{p}{5}\right) = +1, \quad \text{if } p = 5m \pm 1 \text{ and}$$

$$\left(\frac{p}{5}\right) = -1, \quad \text{if } p = 5m \pm 2 \text{ according to (A3.6).}$$

Thus,  $(2/p)(p/5)$  is evidently a periodic number-theoretic function with its period-length (at most)  $= 5 \cdot 8 = 40$ . Thus it suffices to study all integers  $p$  in the interval  $[1, 40]$  with  $\text{GCD}(p, 2) = 1$  and  $\text{GCD}(p, 5) = 1$ .

These different values of  $p$  lead to the following values of the Legendre-symbols  $(2/p)$  and  $(p/5)$ . Below the second rule the product of these two Legendre-symbols has been calculated.

$p \bmod 40$	1	3	7	9	11	13	17	19	21	23	27	29	31	33	37	39
$\left(\frac{2}{p}\right)$	1	-1	1	1	-1	-1	1	-1	-1	1	-1	-1	1	1	-1	1
$\left(\frac{p}{5}\right)$	1	-1	-1	1	1	-1	-1	1	1	-1	-1	1	1	-1	-1	1
$\left(\frac{2}{p}\right)\left(\frac{p}{5}\right)$	1	1	-1	1	-1	1	-1	-1	-1	-1	1	-1	1	-1	1	1

Therefore,  $(10/p) = +1$ , if  $p$  is given by one of the forms

$$p = 40k + 1, 3, 9, 13, 27, 31, 37, 39 \quad (\text{A3.11})$$

and  $(10/p) = -1$ , if  $p$  satisfies one of

$$p = 40k + 7, 11, 17, 19, 21, 23, 29, 33. \quad (\text{A3.12})$$

**Remark.** The reciprocal of the prime  $p$  has a periodic decimal expansion (except for the two primes  $p = 2$  and  $5$ ). The period obviously contains  $d$  digits if the order of the residue class  $10$  of the group  $M_p$  is  $d$ , because then  $10^d - 1 \equiv 0 \pmod{p}$ , while  $10^s - 1 \not\equiv 0 \pmod{p}$  for any positive  $s$  smaller than  $d$ . The maximal period-length  $d = p - 1$  is obtained if  $10$  is one of the group elements that can be used as a generator of  $M_p$ . Now, if  $(10/p) = +1$ , Euler's criterion rules out a maximal period-length, since then already  $10^{(p-1)/2} \equiv 1 \pmod{p}$ , and

## JACOBI'S SYMBOL

the period-length  $d$  must, in such a case, be a divisor of  $(p - 1)/2$ . Hence the primes with maximally long periods for their reciprocals are all to be found among the numbers (A3.12). The period-lengths for all primes below 101 except 2 and 5 are given in the following table:

The period-length $d$ of the decimal fraction $1/p$												
$p$	3	7	11	13	17	19	23	29	31	37	41	43
$d$	1	6	2	6	16	18	22	28	15	3	5	21
$p$	47	53	59	61	67	71	73	79	83	89	97	101
$d$	46	13	58	60	33	35	8	13	41	44	96	4

It is seen from the table that all  $p$ 's with maximal period, 7, 17, 19, 23, 29, 47, 59, 61 and 97, belong to the set (A3.12), while all  $p$ 's belonging to (A3.11) have shorter periods.

The calculation we completed above to find all primes with  $(10/p) = 1$  can, of course, be easily done for any positive or negative value of  $a$  instead of 10. The result will be analogous:  $(a/p) = 1$  (or  $= -1$ ) for all  $p$ 's falling within certain arithmetic series with the difference  $= 4a$ .

For certain computations it is convenient to have access to these arithmetic series. At the end of this book, tables are provided in which all such series can be found for all square-free  $a$  with  $|a| \leq 101$  (Table 22).

### Jacobi's Symbol

Originally the Legendre symbol  $(a/p)$  was only defined for the case when  $p$  is a prime. As we have seen, it obeys the rules (A3.5) and (A3.8)–(A3.10). Jacobi found the following definition to be of value:

**Definition A3.2. Jacobi's symbol.** Let  $n$  be an odd integer with  $\text{GCD}(a, n) = 1$ . Define

$$\left(\frac{a}{n}\right) \text{ as } \prod_i \left(\frac{a}{p_i}\right)^{\alpha_i}, \quad \text{if } n = \prod_i p_i^{\alpha_i}. \quad (\text{A3.13})$$

This extended symbol satisfies the same formal rules as does the original Legendre symbol.

Thus, we have

**Theorem A3.6.** If  $m$  and  $n$  are odd positive integers, and if  $\text{GCD}(a, n) = 1$  and  $\text{GCD}(b, n) = 1$ , then

$$\left(\frac{a}{n}\right) \left(\frac{b}{n}\right) = \left(\frac{ab}{n}\right) \quad (\text{A3.14})$$

$$\left(\frac{-1}{n}\right) = (-1)^{\frac{1}{2}(n-1)} \quad (\text{A3.15})$$



## QUADRATIC RESIDUES

$$\left(\frac{2}{n}\right) = (-1)^{(n^2-1)/8} \quad (\text{A3.16})$$

and

$$\left(\frac{m}{n}\right) = \left(\frac{n}{m}\right) (-1)^{\frac{1}{2}(m-1)\frac{1}{2}(n-1)}. \quad (\text{A3.17})$$

A proof is given in [3].

At the beginning of this appendix, we mentioned that it could happen that the product of two quadratic non-residues is another *non-residue*. This may occur if  $M_n$  is not a cyclic group. However, since (A3.14) always holds, the Jacobi symbol  $(a/n)$  *occasionally assumes, in such a case, the value +1 for a quadratic non-residue  $a \bmod n$* . As an example we give

$$\left(\frac{2}{15}\right) = \left(\frac{2}{3}\right)\left(\frac{2}{5}\right) = (-1)(-1) = +1,$$

although 2 is a quadratic non-residue mod 15.

On the other hand, it is easy to prove that  $(a/n)$  always takes the value +1, if  $a$  is a quadratic residue mod  $n$ , because since  $x^2 \equiv a \bmod n$  is solvable, this congruence must also be solvable mod  $p_i$  for each factor  $p_i$  of  $n$ . As a consequence, each of the factors  $(a/p_i)$  in (A3.13) takes the value +1, implying that their product  $(a/n)$  also takes the same value +1 in this case.

The conclusion to be drawn from all this is that Jacobi's symbol  $(a/n)$  cannot be of direct use to decide whether or not  $a$  is a quadratic residue mod  $n$ . Nonetheless, since Jacobi's symbol obeys the same formal laws as Legendre's symbol, its value can be computed in the same fast way without first establishing whether  $n$  is prime or not. If it subsequently emerges that  $n$  actually is a prime, then the value of the symbol provides information about the quadratic character of  $a \bmod n$ . The fact that  $(a/n) = +1$  (or  $= -1$ ) may also be interpreted thus:  $n$  falls within one of those arithmetic series which contain all primes  $p$  with  $(a/p) = +1$  (or  $= -1$ , respectively).

**Example.** In (A3.11) the following assertion is made: Legendre's symbol

$$\left(\frac{10}{p}\right) = +1, \quad \text{if } p = 40k + 9 \text{ is a prime.}$$

From this fact we also deduce that Jacobi's symbol

$$\left(\frac{10}{n}\right) = +1, \quad \text{if } n \text{ is any number of the form } n = 40k + 9,$$

*even if  $n$  happens to be composite.* We have e.g.

$$\left(\frac{10}{49}\right) = \left(\frac{10}{7}\right)\left(\frac{10}{7}\right) = \left(\frac{3}{7}\right)\left(\frac{3}{7}\right) = (-1)(-1) = +1.$$

## A PASCAL FUNCTION FOR COMPUTING $(a/n)$

Obviously, 10 is a quadratic non-residue mod 49, since  $10 \equiv 3 \pmod{7}$ , and 3 is a non-residue mod 7. In Chapter 4 we have sometimes used Jacobi's symbol in this way.

### A PASCAL Function for Computing $(a/n)$

In the following function `Jacobi(d,n)`,  $(d/n)$  is computed recursively according to formulas (A3.14)–(A3.17). If  $n$  is even or if  $\text{GCD}(d,n) > 1$ , then an error message is delivered. In such a case the variable `Jacobi` is given the value 0.

```

FUNCTION Jacobi(d,n : INTEGER) : INTEGER;
{Computes Jacobi's symbol (d/n) for odd n}
LABEL 1,2,3,4;
VAR d1,n1,i2,m,n8,u,z,u4 : INTEGER;
BEGIN
  d1:=d; n1:=abs(n); m:=0; n8:=n1 MOD 8;
  IF odd(n8+1) THEN
    BEGIN writeln(tty,'n even in (d/n) is not allowed');
      GOTO 3 END;
  IF d1<0 THEN
    BEGIN d1:=-d1; IF (n8=3) OR (n8=7) THEN m:=m+1 END;
1: IF d1=0 THEN
    BEGIN writeln(tty,'GCD(d,n)>1 in (d/n) not allowed');
      GOTO 3 END;
    i2:=0;
2: u:=d1 DIV 2; IF d1=u*2 THEN
    BEGIN i2:=i2+1; d1:=u; GOTO 2 END;
    IF odd(i2) THEN m:=m+(n8*n8-1) DIV 8;
    u4:=d1 MOD 4; m:=m+(n8-1)*(u4-1) DIV 4; z:=n1 MOD d1;
    n1:=d1; d1:=z; n8:=n1 MOD 8; IF n1>1 THEN GOTO 1;
    m:=m MOD 2; IF m=0 THEN Jacobi:=1 ELSE Jacobi:=-1;
    GOTO 4;
3: Jacobi:=0;
4: END {Jacobi};

```

**Exercise A3.1. The number of quadratic residues.** Deduce a formula for the number of quadratic residues of a *composite* number  $n = 2^\alpha \prod p_i^{\alpha_i}$ . Hints

- Remember that  $\text{GCD}(a, n)$  has to be  $= 1$ .
- Any residue mod  $n$  has to be a residue of  $2^\alpha$  and of all  $p_i^{\alpha_i}$ .
- The residues of  $p_i^{\alpha_i}$  are easy to find if you make use of the representation of the group  $M_{p_i^{\alpha_i}}$ , which is cyclic if  $p_i$  is odd and if  $p_i^{\alpha_i} = 2$  or  $4$ , and is of type  $2 \times 2^{\alpha-2}$  if  $2^\alpha$  for  $\alpha \geq 2$  is considered.

## QUADRATIC RESIDUES

4. The residues of the various moduli  $2^a$  and  $p_i^{a_i}$  may be combined by multiplication to give all residues mod  $n$ .

Check your formula on  $n = 15$  and  $n = 24$ . How can all residues mod 15 be found from the representations (A2.36) of the elements of  $M_{15}$ ?

### The Quadratic Congruence $x^2 \equiv c \pmod{p}$

We conclude this appendix by demonstrating how to compute efficiently the solutions to the congruence

$$x^2 \equiv c \pmod{p}, \quad p \text{ prime and } \left(\frac{c}{p}\right) = +1. \quad (\text{A3.18})$$

Since Euler's criterion gives  $c^{(p-1)/2} \equiv 1 \pmod{p}$ , we have

$$c^{(p+1)/2} \equiv c \pmod{p}. \quad (\text{A3.19})$$

Thus, if  $(p+1)/2$  is *even*, i.e., when  $p$  is of the form  $4k-1$ , then we immediately find the solution

$$x \equiv \pm c^{(p+1)/4} \pmod{p}. \quad (\text{A3.20})$$

### The Case $p = 4k + 1$

The situation when  $p = 4k + 1$  is more difficult but, contrary to what is frequently believed, there does exist an effective algorithm working in polynomial time only, see [4]. It is certainly not surprising that this algorithm is based on the theory of Lucas sequences, because in Lucas primality tests  $p+1$  frequently plays the same rôle as does  $p-1$  in ordinary Fermat tests. Starting with two Lucas sequences  $U_n$  and  $V_n$ , defined as usual by (4.31), with the characteristic equation  $\lambda^2 - P\lambda + c = 0$  and  $P$  chosen so that  $P^2 - 4c$  is a quadratic non-residue of  $p$ , we have, by (4.53)

$$U_{p+1} \equiv 0 \pmod{p}. \quad (\text{A3.21})$$

Thus, according to (4.38),

$$U_{p+1} = U_{(p+1)/2} V_{(p+1)/2} \equiv 0 \pmod{p}. \quad (\text{A3.22})$$

Further, using the same notation as on p. 115:

$$V_n^2 - (a-b)^2 U_n^2 = (a^n + b^n)^2 - (a^n - b^n)^2 = 4a^n b^n = 4Q^n.$$

## BIBLIOGRAPHY

Since  $(a - b)^2 = P^2 - 4Q = P^2 - 4c$  in our case, we obtain

$$V_{(p+1)/2}^2 - (P^2 - 4c)U_{(p+1)/2}^2 = 4c^{(p+1)/2} \equiv 4c \pmod{p}. \quad (\text{A3.23})$$

At this point we ask the question: Which of the two factors  $U_{(p+1)/2}$  and  $V_{(p+1)/2}$  in (A3.22) is divisible by  $p$ ? *Certainly not*  $V_{(p+1)/2}$ , because then (A3.23) would imply that  $-(P^2 - 4c)$  and, since  $p$  is of the form  $4k + 1$ , also  $P^2 - 4c$ , are quadratic residues of  $p$ , contrary to our choice of  $P$ . Thus,  $U_{(p+1)/2}$  must be divisible by  $p$ , and hence

$$V_{(p+1)/2}^2 \equiv 4c \pmod{p}, \quad (\text{A3.24})$$

providing a solution to the congruence  $x^2 \equiv c \pmod{p}$  in this case. Since the terms of a Lucas sequence can be computed in a logarithmic number of steps, the algorithm is of polynomial time. Besides, the amount of work required to compute  $V_n \pmod{p}$  is about three times that needed to find  $a^n \pmod{p}$ .

**Remark.** *Only if the Lucas sequence has already been found* can the computation of  $V_{(p+1)/2}$  be accomplished in polynomial time. Such a situation occurs e.g. when  $p$  is fixed and many square roots mod  $p$  have to be computed. If, however, a square root has to be computed modulo a *different*  $p$  each time, then also the time to find a suitable Lucas sequence has to be taken into account. Since there is no known *deterministic* algorithm for this search (there are only algorithms based on trial and error) the running time may in this case be little worse than polynomial time.

**Exercise A3.2. Square roots mod  $p$ .** Write a computer program for the computation of  $\sqrt{c} \pmod{p}$ ,  $p$  odd, if the square root exists. (If not, print an error message.) Use the PROGRAM Fermat on p. 88 for the case  $p = 4k - 1$  and the PROGRAM Fibonacci in exercise 4.2 on p. 111 for the case  $4k + 1$ .

## Bibliography

1. G. H. Hardy and E. M. Wright, *An Introduction to the Theory of Numbers*, Fifth edition, Oxford, 1979, pp. 73–78.
2. Hua, Loo-Keng, *Introduction to Number Theory*, Springer, New York, 1982, pp. 37–42.
3. Trygve Nagell, *Introduction to Number Theory*, Almqvist & Wiksell, Uppsala, 1951, pp. 145–149.
4. D. H. Lehmer, *Computer Technology Applied to the Theory of Numbers*. Printed in W. J. LeVeque, *Studies in Number Theory*, Prentice-Hall, N. J., 1969, pp. 117–151.

## APPENDIX 4

### THE ARITHMETIC OF QUADRATIC FIELDS

#### Integers of $\mathbf{Q}(\sqrt{D})$

We shall define the concept of *integers in a quadratic field*. In order to distinguish these generalized integers from the ordinary integers  $0, \pm 1, \pm 2, \dots$ , we shall call the ordinary integers *rational integers*.—Consider all numbers  $z$  of the form

$$z = r + s\sqrt{D}, \quad (\text{A4.1})$$

with  $r$  and  $s$  rational numbers and  $D$  a square-free integer. (A square-free integer is an integer with no square factor, i.e. an integer with its standard factorization containing no multiple prime factors.) As we have demonstrated in Appendix 1, formulas (A1.18)–(A1.20) on p. 256, these numbers constitute a (quadratic) field, since all four arithmetic operations can be performed on any two numbers of the field, except division by 0, and give as result a number which is also of the form (A4.1). In order to discuss quadratic fields in greater detail, we require the following

**Definition A4.1.** The number  $z$  is said to be an *integer* of the quadratic field  $\mathbf{Q}(\sqrt{D})$  if it satisfies a quadratic equation of the form

$$z^2 + pz + q = 0, \quad (\text{A4.2})$$

with coefficients  $p$  and  $q$  that are rational integers.

Since the number  $z = r + s\sqrt{D}$  is a solution of the quadratic equation of the form

$$(z - r)^2 = Ds^2, \quad \text{i.e.,} \quad z^2 - 2rz + r^2 - Ds^2 = 0, \quad (\text{A4.3})$$

the following conditions are necessary and sufficient in order that  $r + s\sqrt{D}$  be an integer of the field  $\mathbf{Q}(\sqrt{D})$ :

$$-2r \quad \text{and} \quad r^2 - Ds^2 \quad \text{must both be integers.}$$

Putting  $r = a/2$  for integral  $a$ ,  $2r$  is always a rational integer and  $r^2 - Ds^2 = a^2/4 - Ds^2$  is a rational integer if either

## INTEGERS OF $\mathbf{Q}(\sqrt{D})$

1.  $a$  is even (i.e. if  $r$  is a rational integer) and  $s$  is a rational integer.

or

2.  $a$  is odd (in which case  $a^2/4 \equiv 1/4 \pmod{1}$ ), and  $Ds^2 \equiv 1/4 \pmod{1}$ . The latter case occurs if and only if  $s \equiv 1/2 \pmod{1}$  and at the same time  $D \equiv 1 \pmod{4}$ .

These two separate cases can be reformulated as

**Theorem A4.1.** The integers of  $\mathbf{Q}(\sqrt{D})$  are

$$x = r + s\sqrt{D} = r + s\rho, \quad \text{if } D \equiv 2 \text{ or } \equiv 3 \pmod{4} \quad (\text{A4.4})$$

$$x = r + s \cdot \frac{-1 + \sqrt{D}}{2} = r + s\rho, \quad \text{if } D \equiv 1 \pmod{4}, \quad (\text{A4.5})$$

$r$  and  $s$  being arbitrary rational integers.

It is easy to verify that the given definition of integers of  $\mathbf{Q}(\sqrt{D})$  complies with the normal rules for integers, namely that the sum, difference and product of any two integers is also an integer:

$$(r_1 + s_1\rho) \pm (r_2 + s_2\rho) = (r_1 \pm r_2) + (s_1 \pm s_2)\rho \quad (\text{A4.6})$$

and

$$\begin{aligned} (r_1 + s_1\rho)(r_2 + s_2\rho) &= r_1r_2 + s_1s_2\rho^2 + (r_1s_2 + s_1r_2)\rho = \\ &= \begin{cases} r_1r_2 + Ds_1s_2 + (r_1s_2 + s_1r_2)\rho, & \text{if } \rho = \sqrt{D} \\ r_1r_2 + \frac{D-1}{4}s_1s_2 + (r_1s_2 + s_1r_2 - s_1s_2)\rho, & \text{if } \rho = \frac{-1 + \sqrt{D}}{2}. \end{cases} \end{aligned} \quad (\text{A4.7})$$

**Definition A4.2.** The numbers  $x = r + s\sqrt{D}$  and  $\bar{x} = r - s\sqrt{D}$  are called *conjugate numbers* in  $\mathbf{Q}(\sqrt{D})$ . The rational number

$$x\bar{x} = N(x) = N(\bar{x}) = \begin{cases} r^2 - Ds^2, & \text{if } D \equiv 2 \text{ or } \equiv 3 \pmod{4} \\ r^2 - rs - \frac{D-1}{4}s^2, & \text{if } D \equiv 1 \pmod{4} \end{cases} \quad (\text{A4.8})$$

is termed the *norm* of  $x$  in  $\mathbf{Q}(\sqrt{D})$ .

Note that

$$N(x) = 0 \text{ if and only if } x = 0, \quad (\text{A4.9})$$

and that the norm of an integer of  $\mathbf{Q}(\sqrt{D})$  is a rational integer.

**Examples.** The set of ordinary complex numbers  $x + iy$  (corresponding to  $D = -1$ ), contains the so-called Gaussian integers  $a + ib$ ,  $a$  and  $b$  being rational integers,

## THE ARITHMETIC OF QUADRATIC FIELDS

as a subset. The norm is  $N(a + ib) = a^2 + b^2$ . The integers of  $\mathbf{Q}(\sqrt{-1})$  are the so-called lattice points of the coordinate system. See figure A4.1 below.

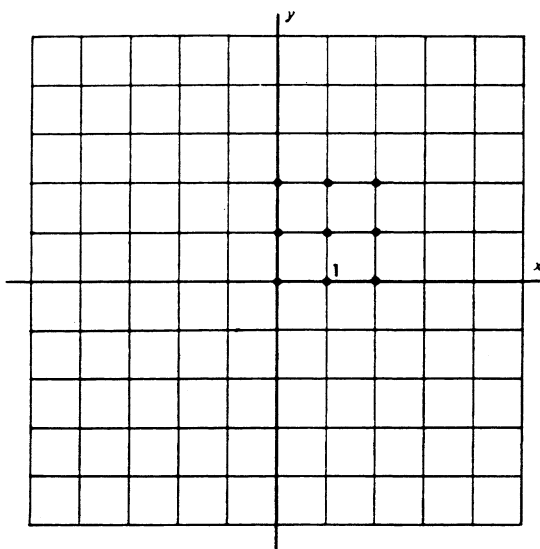


Figure A4.1. The Gaussian integers  $a + ib$ , of  $\mathbf{Q}(\sqrt{-1})$

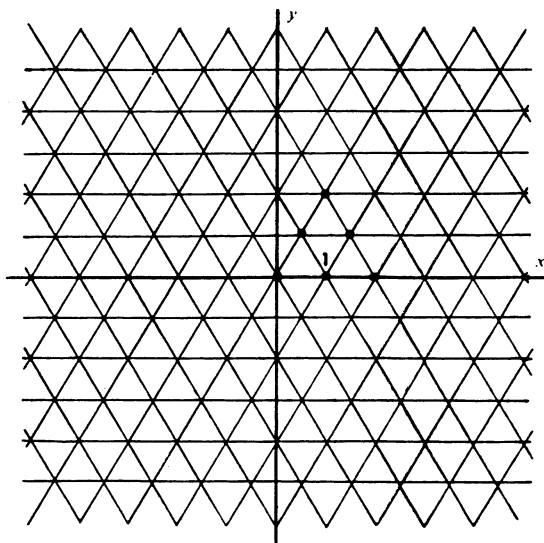


Figure A4.2. The integers  $a + b\rho$ ,  $\rho = (-1 + i\sqrt{3})/2$ , of  $\mathbf{Q}(\sqrt{-3})$

## UNITS OF $\mathbf{Q}(\sqrt{D})$

Choosing  $D = -3$  instead, the numbers of the field  $\mathbf{Q}(\sqrt{-3})$  are  $x + y\sqrt{-3}$  with their integers being of the form  $a + b\rho$ , where the number  $\rho = (-1 + \sqrt{-3})/2$ . If depicted by points in the complex plane, the integers of  $\mathbf{Q}(\sqrt{-3})$  are the lattice points of the hexagonal lattice drawn in figure A4.2.—For other negative values of  $D$ , we arrive at situations analogous to the two described above; the integers of  $\mathbf{Q}(\sqrt{D})$  being the lattice points of a particular lattice in the complex plane.

The most important property of the norm of a number is that the norm is a completely multiplicative function. Thus, we have

$$\textbf{Theorem A4.2. } N(\alpha\beta) = N(\alpha)N(\beta). \quad (\text{A4.10})$$

**Proof.** If  $D \equiv 2$  or  $3 \pmod{4}$ , (A4.7) and (A4.9) imply that

$$\begin{aligned} N(r_1 + s_1\sqrt{D}) \cdot N(r_2 + s_2\sqrt{D}) &= (r_1^2 - Ds_1^2)(r_2^2 - Ds_2^2) = \\ &= (r_1r_2 + Ds_1s_2)^2 - D(r_1s_2 + s_1r_2)^2 = \\ &= N\left((r_1 + s_1\sqrt{D})(r_2 + s_2\sqrt{D})\right). \end{aligned}$$

If  $D \equiv 1 \pmod{4}$ , we have instead, putting  $(D - 1)/4 = T$ :

$$\begin{aligned} N(r_1 + s_1\rho) \cdot N(r_2 + s_2\rho) &= (r_1^2 - r_1s_1 - Ts_1^2) \cdot (r_2^2 - r_2s_2 - Ts_2^2) = \\ &= (r_1r_2 + Ts_1s_2)^2 - (r_1r_2 + Ts_1s_2)(r_1s_2 + s_1r_2 - s_1s_2) - \\ &\quad - T(r_1s_2 + s_1r_2 - s_1s_2)^2 = N((r_1 + s_1\rho)(r_2 + s_2\rho)). \end{aligned}$$

### Units of $\mathbf{Q}(\sqrt{D})$

We begin by making

**Definition A4.3.** If  $x$  is an integer of  $\mathbf{Q}(\sqrt{D})$  and

$$N(x) = \pm 1, \quad (\text{A4.11})$$

then  $x$  is called a *unit* of  $\mathbf{Q}(\sqrt{D})$ .

**Examples.** Among the Gaussian integers there are four units,  $\pm 1$  and  $\pm i$ , corresponding to all solutions in rational integers of the equation  $r^2 + s^2 = 1$ . (Note that  $r^2 + s^2 = -1$  has no solutions!) In  $\mathbf{Q}(\sqrt{-3})$  the units are the integer solutions of

$$N(r + s\rho) = r^2 - rs + s^2 = \pm 1,$$

which are

$$\begin{array}{llll} \begin{cases} r = 0 \\ s = \pm 1 \end{cases} & \begin{cases} r = \pm 1 \\ s = 0 \end{cases} & \begin{cases} r = 1 \\ s = 1 \end{cases} & \begin{cases} r = -1 \\ s = -1, \end{cases} \end{array}$$



## THE ARITHMETIC OF QUADRATIC FIELDS

leading to the six units

$$x = \pm 1, \quad x = \pm \frac{-1 \pm \sqrt{-3}}{2}. \quad (\text{A4.12})$$

Real quadratic fields ( $D > 0$ ) have infinitely many units. An example is the field  $\mathbf{Q}(\sqrt{2})$ , in which

$$x = (1 + \sqrt{2})^n = a_n + b_n\sqrt{2} \quad (\text{A4.13})$$

is a unit for every integral value of  $n$ , since

$$x\bar{x} = (a_n + b_n\sqrt{2})(a_n - b_n\sqrt{2}) = (1 + \sqrt{2})^n(1 - \sqrt{2})^n = (-1)^n = \pm 1.$$

### Associated Numbers in $\mathbf{Q}(\sqrt{D})$

The concept of associated numbers, well-known from the rational integers, see p. 1 ( $n$  and  $-n$  are associated in the ring of rational integers), can also be generalized, according to the following

**Definition A4.4.** Two integers  $\alpha$  and  $\beta$  of  $\mathbf{Q}(\sqrt{D})$  are said to be *associated*, if their quotient is a unit.

**Examples.**  $2 + 3i$  and  $i(2 + 3i) = -3 + 2i$  are associated integers in  $\mathbf{Q}(\sqrt{-1})$ .—In  $\mathbf{Q}(\sqrt{2})$  the integers  $5 + \sqrt{2}$  and  $11 - 7\sqrt{2}$  are associated, because

$$\frac{11 - 7\sqrt{2}}{5 + \sqrt{2}} = \frac{(11 - 7\sqrt{2})(5 - \sqrt{2})}{23} = \frac{69 - 46\sqrt{2}}{23} = 3 - 2\sqrt{2}$$

and

$$N(3 - 2\sqrt{2}) = 3^2 - 2 \cdot 2^2 = 1.$$

Associated numbers always have the same norm (or the same norm with a sign change). This is due to the fact that if  $\alpha = \beta x$ , then also  $N(\alpha) = N(\beta)N(x)$  with  $N(x) = \pm 1$ , which proves the assertion. However, the converse is not always true: *There are integers in  $\mathbf{Q}(\sqrt{D})$  with the same norm, which are not associated.* As an example, consider  $2 + i$  and  $2 - i$  in  $\mathbf{Q}(\sqrt{-1})$ , both of norm 5, but nevertheless  $(2 + i)/(2 - i) = (2 + i)^2/5 = \frac{3}{5} + \frac{4}{5}i$  is not a unit of  $\mathbf{Q}(\sqrt{-1})$ .

### Divisibility in $\mathbf{Q}(\sqrt{D})$

If  $\alpha = \beta\gamma$ , with  $\alpha$ ,  $\beta$  and  $\gamma$  integers of  $\mathbf{Q}(\sqrt{D})$ , then  $\alpha$  is said to be divisible by  $\beta$  (and by  $\gamma$ ). Notation:  $\beta|\alpha$  ( $\beta$  divides  $\alpha$ ). Now, if  $\beta|\alpha$ , then  $N(\beta)|N(\alpha)$  must necessarily hold in the field of *rational* numbers, because  $N(\alpha) = N(\beta)N(\gamma)$

## FERMAT'S THEOREM IN $\mathbf{Q}(\sqrt{D})$

and the norms are *rational* integers.—The arithmetic of congruences mod  $n$  in the field  $\mathbf{Q}(\sqrt{D})$  is very similar to the arithmetic of congruences mod  $n$  in the field of rational numbers, since every *rational* integer  $n$  is also an integer of  $\mathbf{Q}(\sqrt{D})$  with the norm  $N(n) = n^2$ .—However, special care must be taken when applying Theorem A2.4 on p. 263, the cancellation rule for congruences. Whilst it is true that the cancellation rule

$$dx \equiv dy \pmod{dn} \implies x \equiv y \pmod{n}$$

is valid also in the field  $\mathbf{Q}(\sqrt{D})$ , it is easy to overlook a common factor of the modulus and the two sides of the congruence. This stems from the fact that such a common factor must be *an integer of  $\mathbf{Q}(\sqrt{D})$* , but the factor, if any, is not quite as easily recognizable as is a common factor in the field of rationals. If, for instance,

$$(1 + \sqrt{3})x \equiv (1 + \sqrt{3})^2 \pmod{10},$$

then it *does not follow* by cancellation of the easily recognizable factor  $1 + \sqrt{3}$  that

$$x \equiv 1 + \sqrt{3} \pmod{10},$$

but only that

$$x \equiv 1 + \sqrt{3} \left( \pmod{\frac{10}{1 + \sqrt{3}}} \right) = 1 + \sqrt{3} \pmod{5(\sqrt{3} - 1)}.$$

If, for some reason, we are interested in using a module, which is a *rational* integer only, then the cancellation rule yields

$$x \equiv 1 + \sqrt{3} \pmod{5}.$$

**Exercise A4.1. Arithmetic operations mod 7 in the quadratic field  $\mathbf{Q}(\sqrt{6})$ .** Write down all residue classes mod 7 in  $\mathbf{Q}(\sqrt{6})$ . (There are 49 of them.) Find out how to compute an expression like  $(a + b\sqrt{6})/(c + d\sqrt{6}) \pmod{7}$ . How much is  $(3 + 5\sqrt{6})/(8 - \sqrt{6}) \pmod{7}$ ? (Answer:  $6 + 4\sqrt{6}$ .)

### Fermat's Theorem in $\mathbf{Q}(\sqrt{D})$

A most interesting fact is that Fermat's theorem A2.8 on p. 268 has a nice generalization to the field  $\mathbf{Q}(\sqrt{D})$ . Before we are able to expand on this, we need to establish when an integer  $\alpha = r + s\rho$  of  $\mathbf{Q}(\sqrt{D})$  is  $\equiv 0 \pmod{n}$ . This means that we would like  $n$  to divide  $\alpha$ . Hence there must be an integer  $\beta = t + u\rho$  of  $\mathbf{Q}(\sqrt{D})$  such that  $\alpha = n\beta$ , i.e. such that  $r + s\rho = n(t + u\rho)$ , which implies that  $r = nt$  and  $s = nu$ . Obviously, then, the condition that  $n|r + s\rho$  is equivalent to

## THE ARITHMETIC OF QUADRATIC FIELDS

$r \equiv s \equiv 0 \pmod{n}$ . Applying this result, we are now in a position to generalize Fermat's theorem

$$a^p \equiv a \pmod{p} \quad (\text{A4.14})$$

to integers of  $\mathbb{Q}(\sqrt{D})$ . Consider first the case with  $D \equiv 2$  or  $\equiv 3 \pmod{4}$ . Suppose  $p$  is an odd rational prime which does not divide  $D$ . Then, the binomial theorem yields

$$\begin{aligned} a^p &= (r + s\sqrt{D})^p = r^p + \binom{p}{1} r^{p-1} s\sqrt{D} + \binom{p}{2} r^{p-2} s^2 D + \cdots + \\ &\quad + \binom{p}{p-1} r s^{p-1} D^{\frac{1}{2}(p-1)} + s^p D^{\frac{1}{2}(p-1)} \sqrt{D} \equiv \end{aligned}$$

(since all the binomial coefficients  $\binom{p}{k}$  are  $\equiv 0 \pmod{p}$ )

$$\equiv r^p + s^p D^{\frac{1}{2}(p-1)} \sqrt{D} \pmod{p} \equiv$$

(according to Fermat's theorem in the field of rationals)

$$\equiv r + s \cdot D^{\frac{1}{2}(p-1)} \sqrt{D} \equiv$$

(using Euler's criterion for quadratic residuacity on  $p$ . 278)

$$\equiv r + s \left( \frac{D}{p} \right) \sqrt{D} \equiv \begin{cases} a \pmod{p}, & \text{if } \left( \frac{D}{p} \right) = +1 \\ \bar{a} \pmod{p}, & \text{if } \left( \frac{D}{p} \right) = -1. \end{cases}$$

In the case when  $D \equiv 1 \pmod{4}$ , an analogous computation gives

$$\begin{aligned} a^p &= \left( r + s \cdot \frac{-1 + \sqrt{D}}{2} \right)^p = 2^{-p} \left( (2r - s) + s\sqrt{D} \right)^p \equiv \\ &\equiv 2^{-p} \left( (2r - s)^p + s^p D^{\frac{1}{2}(p-1)} \sqrt{D} \right) \pmod{p} \equiv \\ &\equiv \frac{1}{2} \left( (2r - s) + s\sqrt{D} \left( \frac{D}{p} \right) \right) = \\ &= r + s \cdot \frac{-1 + \left( \frac{D}{p} \right) \sqrt{D}}{2} \equiv \begin{cases} a \pmod{p}, & \text{if } \left( \frac{D}{p} \right) = +1 \\ \bar{a} \pmod{p}, & \text{if } \left( \frac{D}{p} \right) = -1. \end{cases} \end{aligned}$$

## PRIMES IN $\mathbf{Q}(\sqrt{D})$

All these cases can be collected as

**Theorem A4.3. Fermat's theorem in  $\mathbf{Q}(\sqrt{D})$ .** If  $a$  is an integer of  $\mathbf{Q}(\sqrt{D})$ , and if  $p$  is an odd rational prime, then

$$a^p \equiv a \pmod{p}, \quad \text{if} \quad \left(\frac{D}{p}\right) = +1 \quad (\text{A4.15})$$

or

$$a^p \equiv \bar{a} \pmod{p}, \quad \text{if} \quad \left(\frac{D}{p}\right) = -1. \quad (\text{A4.16})$$

This theorem can be applied in various ways: of particular importance for us is (A4.16) which, when multiplied by a factor  $a$ , yields

$$a^{p+1} \equiv a\bar{a} = N(a) \pmod{p}, \quad \text{if} \quad \left(\frac{D}{p}\right) = -1. \quad (\text{A4.17})$$

In addition, (A4.15) implies that if  $n > 2$ , then

$$a^{p^n} = (a^p)^{p^{n-1}} = (a + kp)^{p^{n-1}} \equiv a^{p^{n-1}} \pmod{p^n},$$

since all the terms in the binomial expansion of  $(a + kp)^{p^{n-1}}$ , apart from the term  $a^{p^{n-1}}$ , are divisible by a factor  $p^n$ . Now, if  $\text{GCD}(a, p) = 1$  in  $\mathbf{Q}(\sqrt{D})$  then, on cancelling the congruence by  $a^{p^{n-1}}$ , we arrive at

$$a^{p^{n-1}(p-1)} \equiv 1 \pmod{p^n}, \quad \text{if} \quad \left(\frac{D}{p}\right) = 1. \quad (\text{A4.18})$$

In an analogous manner, (A4.17) leads to

$$\begin{aligned} a^{p^{n-1}(p+1)} &= (a^{p+1})^{p^{n-1}} = (N(a) + kp)^{p^{n-1}} \equiv \\ &\equiv \left(N(a)^{p^{n-1}}\right) \pmod{p^n}, \quad \text{if} \quad \left(\frac{D}{p}\right) = -1. \end{aligned} \quad (\text{A4.19})$$

The congruences (A4.18) and (A4.19), which are a generalization of Euler's Theorem A2.9 on p. 269 to  $\mathbf{Q}(\sqrt{D})$  in the case when the module  $n$  is of the form  $p^n$ , are frequently used in Chapter 4.

## Primes in $\mathbf{Q}(\sqrt{D})$

Every integer  $\alpha$  of  $\mathbf{Q}(\sqrt{D})$  can be written as a product  $\alpha = \beta\gamma$  of integers of  $\mathbf{Q}(\sqrt{D})$ . In order to see this, we need only to choose  $\beta$  as a suitable unit of  $\mathbf{Q}(\sqrt{D})$  and  $\gamma$  as one of the integers associated with  $\alpha$ . Normally  $\mathbf{Q}(\sqrt{D})$  has *several different units*, e.g.  $\pm 1$ . A useful definition of primes of  $\mathbf{Q}(\sqrt{D})$  is, as a

## THE ARITHMETIC OF QUADRATIC FIELDS

consequence, not as obvious as for the ring of rationals. However, the following definition is suitable:

**Definition A4.5.** If the integer  $\alpha$  of  $\mathbf{Q}(\sqrt{D})$  cannot be decomposed as  $\alpha = \beta\gamma$ , with  $\beta$  and  $\gamma$  integers of  $\mathbf{Q}(\sqrt{D})$ , unless one of  $\beta$  or  $\gamma$  is a *unit* of  $\mathbf{Q}(\sqrt{D})$ , then  $\alpha$  is said to be a *prime* of  $\mathbf{Q}(\sqrt{D})$ . Otherwise  $\alpha$  is said to be *composite* in  $\mathbf{Q}(\sqrt{D})$ .

**Examples.** It follows that the primes in  $\mathbf{Q}(\sqrt{-1})$  are the following Gaussian integers:

1. The numbers  $1 + i$ ,  $2 \pm i$ ,  $3 \pm 2i$ ,  $4 \pm i$ ,  $\dots$ , i.e. all the factors  $a \pm bi$  of  $p = a^2 + b^2$ , where  $p = 2$  or  $p$  is a rational prime of the form  $4k + 1$ .
2. The rational integers  $3, 7, 11, 19, \dots$ , i.e., all rational primes  $q$  of the form  $q = 4k - 1$ .
3. The primes associated to these primes must be added.

**Exercise A4.2. Machin's formula for  $\pi$ .** Write  $239 + i$  as a product of Gaussian primes. Hint:  $N(239 + i) = 57122 = 2 \cdot 13^4$ . Start by looking for primes with norms 2 and 13 and try them as factors!

Use the prime factorization found to prove

$$\left(\frac{5+i}{5-i}\right)^4 \left(\frac{239+i}{239-i}\right)^{-1} = \frac{1+i}{1-i} = i.$$

Prove that this formula can be re-written as

$$4 \arctan \frac{1}{5} - \arctan \frac{1}{239} = \arctan 1 = \frac{\pi}{4}$$

(Machin's formula for  $\pi/4$ ). Hint:

$$\arctan \frac{1}{z} = \operatorname{arccot} z = \frac{1}{2i} \ln \frac{z+i}{z-i},$$

and thus  $\sum_k a_k \operatorname{arccot} u_k = \pi/4$  is equivalent to

$$\prod_k \left(\frac{u_k + i}{u_k - i}\right)^{a_k} = e^{2\pi i/4} = i.$$

Find more formulas of Machin's kind by factorizing all Gaussian integers of the form  $a \pm i$  for  $a \leq 57$  and looking for combinations of factors satisfying the product formula above. (You should write some computer FUNCTIONS for the arithmetic operations of Gaussian integers and let the computer print out a list of factorizations for you.) Did you find Euler's  $\operatorname{arccot} 2 + \operatorname{arccot} 3 = \pi/4$ ? Gauss'  $12 \operatorname{arccot} 18 + 8 \operatorname{arccot} 57 - 5 \operatorname{arccot} 239 = \pi/4$ ? Störmer's  $6 \operatorname{arccot} 8 + 2 \operatorname{arccot} 57 + \operatorname{arccot} 239 = \pi/4$ ?

# FACTORIZATION OF INTEGERS IN $\mathbf{Q}(\sqrt{D})$

## Factorization of Integers in $\mathbf{Q}(\sqrt{D})$

Using the prime numbers defined above, every integer  $\alpha$  of  $\mathbf{Q}(\sqrt{D})$  can be decomposed into prime factors belonging to  $\mathbf{Q}(\sqrt{D})$ :

$$\alpha = \prod_i \pi_i^{a_i}. \quad (\text{A4.20})$$

At first sight the situation appears very similar to the corresponding result concerning factorization in the field of rationals. This is, however, not at all the case! It is only in a few exceptional cases that the decomposition (A4.20) is unique! As a matter of fact, we have the following

**Theorem A4.4.** If  $D = -163, -67, -43, -19, -11, -7, -3, -2, -1, 2, 3, 5, 6, 7, 11, 13, 17, 19, 21, 29, 33, 37, 41, 57$  and  $73$ , then the theorem of unique factorization into prime factors is valid in  $\mathbf{Q}(\sqrt{D})$ . The negative values of  $D$  mentioned are all *negative* values for which the theorem holds.

A proof can be found in [1].

According to Theorem A4.4 there exist quadratic fields in which the *fundamental theorem of arithmetic does not hold*. A simple example is when  $D = -6$ . In the field  $\mathbf{Q}(\sqrt{-6})$ , it can be proved in the following manner that the integers 2, 3 and  $\sqrt{-6}$  all are primes. If a number  $\alpha$  is composite in  $\mathbf{Q}(\sqrt{-6})$ , then

$$\alpha = \beta\gamma = (a + b\sqrt{-6})(c + d\sqrt{-6}),$$

and

$$N(\alpha) = (a^2 + 6b^2)(c^2 + 6d^2).$$

However, the norms of the integers 2, 3 and  $\sqrt{-6}$  are 4, 9, and 6, respectively, and none of these numbers admits a decomposition in the form  $\pm(a^2 + 6b^2)(c^2 + 6d^2)$ , unless one of the factors is a unit thus proving the primality of 2, 3, and  $\sqrt{-6}$  in  $\mathbf{Q}(\sqrt{-6})$ .

Now, what can be said about the factorization of the integer 6? Obviously

$$6 = 2 \cdot 3 = -\sqrt{-6}\sqrt{-6} \quad (\text{A4.21})$$

yielding *two essentially distinct prime factorizations* of the integer 6. How can this be possible? The phenomenon may be explained as follows: The number field  $\mathbf{Q}(\sqrt{-6})$  can be extended to a larger field  $K_1$ , consisting of all numbers of the form

$$a + b\sqrt{-2} + c\sqrt{3} + d\sqrt{-6}.$$

In the field  $K_1$  both  $\sqrt{-2}$  and  $\sqrt{3}$  are primes, and therefore the integer 6 possesses *in this larger field* a unique factorization (apart from the usual possibility to use associated primes):

$$6 = -\sqrt{-2}\sqrt{-2}\sqrt{3}\sqrt{3}. \quad (\text{A4.22})$$

Combining the factors of this factorization in different groupings, it appears that several groupings give rise to primes in the smaller field  $\mathbf{Q}(\sqrt{-6})$ :

$$(-\sqrt{-2}\sqrt{-2}) \cdot (\sqrt{3}\sqrt{3}) \quad \text{and} \quad (-\sqrt{-2}\sqrt{3}) \cdot (\sqrt{-2}\sqrt{3}).$$

This is how the two essentially different prime factorizations of 6 arise.—By introducing what are now called *ideals*, Kummer succeeded in restoring the fundamental theorem of arithmetic to cyclotomic rings  $Z_p(\zeta)$ , which correspond to the cyclotomic fields  $R_p(\zeta)$  mentioned on p. 256. The theory of ideals has later been perfected by Dedekind. For a detailed account of these theories, see [2].—The fundamental theorem of arithmetic in its naïve form (i.e. without using ideals) once again breaks down in a general cyclotomic ring. The theorem does hold in  $Z_p(\zeta)$  for the first seven odd primes  $p = 3, 5, 7, 11, 13, 17$  and 19, but is no longer valid for  $p = 23$ .

### Bibliography

1. G. H. Hardy and E. M. Wright, *An Introduction to the Theory of Numbers*, Fifth edition, Oxford, 1979, pp. 211–215.
2. Z. I. Borevich and I. R. Shafarevich, *Number Theory*, Academic Press, New York, 1966, pp. 155–250.

## APPENDIX 5

# HIGHER ALGEBRAIC NUMBER FIELDS

### Introduction

Just as an (irrational) root of a quadratic equation with rational coefficients gives rise to a quadratic field, as we have seen in Appendix 4, so can a root of an irreducible equation of degree  $n$  with rational coefficients give rise to an *algebraic number field of degree  $n$* . Already quadratic fields expose most of the properties that are characteristic for these more general fields. Thus there are fields with or without unique factorization of integers into primes, fields with or without a euclidean algorithm, and so on.

We shall in this appendix expose some properties of the simplest higher degree algebraic number fields, aiming at giving a report on the *Number Field Sieve*, NFS, the most efficient method so far invented to factorize numbers of the form  $N = r^e + s$ , with  $r$  and  $s$  being small integers and  $e$  large. We do not discuss the very important concept of *ideals*, since it is beyond the scope of this book and also because our description of NFS manages to avoid ideals. For a deeper study of algebraic fields, see e.g. [1], [2], [3], or [4].

### Algebraic Numbers

A number  $z = z_1$  which is one of the roots of an algebraic equation with integer coefficients

$$P(x) = a_0x^n + a_1x^{n-1} + \cdots + a_{n-1}x + a_n = 0 \quad (\text{A5.1})$$

is called an *algebraic number*. In the sequel we shall presume that the polynomial  $P(x)$  is *irreducible* over the rationals, which means that it cannot be factored into two or more polynomial factors with rational coefficients. All the roots  $z, z_2, \dots, z_n$  of  $P(x)$ , including the root  $z$  itself, are called the *conjugate numbers* or simply the *conjugates* of  $z$ . The root  $z$  generates an *algebraic number field*  $\mathbf{Q}(z)$ , consisting of all rational expressions containing  $z$ . Since  $z$  satisfies  $P(x) = 0$ , the power  $z^n$  and all higher powers of  $z$  can be replaced by some polynomial in  $z$  of degree at most  $n - 1$ . Also the inverse of any polynomial in  $z$ ,  $S(z) = b_1z^{m-1} + \cdots + b_{m-1}z + b_m$  can be replaced by a polynomial expression in  $z$ , since

$$\frac{1}{S(z)} = \frac{S(z_2)S(z_3) \cdots S(z_n)}{S(z)S(z_2)S(z_3) \cdots S(z_n)},$$



and also, if we suppose that  $S(x) = b_0 \prod_{i=1}^m (x - r_i)$ , the denominator

$$\begin{aligned} \prod_{k=1}^n S(z_k) &= b_0^n \prod_{k=1}^n \left( \prod_{i=1}^m (z_k - r_i) \right) = b_0^n \prod_{i=1}^m \left( \prod_{k=1}^n (z_k - r_i) \right) \\ &= b_0^n \prod_{i=1}^m ((-1)^n P(r_i)/a_0) = (-1)^{mn} b_0^n a_0^{-m} \prod_{i=1}^m P(r_i), \end{aligned} \quad (\text{A5.2})$$

where we have used  $P(x) = a_0 \prod_{k=1}^n (x - z_k)$ . But the last expression in (A5.2) is nothing other than the resultant of the two polynomials  $P(x)$  and  $S(x)$ , which can be written as a determinant with the  $a_i$ 's and  $b_j$ 's as elements, and thus has a rational value  $\neq 0$ .

### Numbers in $\mathbf{Q}(z)$ . The Ring $\mathbf{Z}(z)$ of Integers in $\mathbf{Q}(z)$

If  $z$  is one of the roots of the irreducible equation in (A5.1), every number  $w$  in the field  $\mathbf{Q}(z)$  can be written in precisely one way as

$$w = c_0 + c_1 z + c_2 z^2 + \dots + c_{n-1} z^{n-1}, \quad (\text{A5.3})$$

where all the coefficients  $c_i$  are rational numbers. The number  $w$  is either the rational number  $c_0$  (viz. if all the other coefficients are zero) or is irrational and satisfies some equation of degree  $n$  with integer coefficients

$$d_0 w^n + d_1 w^{n-1} + \dots + d_{n-1} w + d_n = 0. \quad (\text{A5.4})$$

If  $d_0 = 1$ , the number  $w$  is called an *integer* in  $\mathbf{Q}(z)$ . This name has been chosen because with this definition the sum, the difference and the product of two integers in  $\mathbf{Q}(z)$  again happen to become integers in  $\mathbf{Q}(z)$ . All integers in  $\mathbf{Q}(z)$  constitute the ring  $\mathbf{Z}(z)$ .

### The Norm in $\mathbf{Q}(z)$ . Units of $\mathbf{Q}(z)$

Let  $w(z) = \sum_{i=0}^{n-1} c_i z^i$  and let  $z, z_2, \dots, z_n$  be the conjugates of  $z$ . (According to the definition of conjugate numbers, given above,  $z = z_1$  is one among these conjugates.) The norm  $N(w)$  of  $w$  is defined as

$$N(w) = \prod_{i=1}^n w(z_i), \quad (\text{A5.5})$$

i.e., the product of all the conjugates of  $w$ . Since the conjugates of  $w$  all satisfy the same algebraic equation (A5.4) of degree  $n$ , the product of its roots is  $(-1)^n d_n/d_0$ , which is a rational number. A number with norm  $\pm 1$  is called a *unit* of  $\mathbf{Q}(z)$ . The

## DIVISIBILITY AND PRIMES IN $\mathbf{Z}(z)$

norm is a *multiplicative function*, i.e.,  $N(w_1 w_2) = N(w_1)N(w_2)$  for all  $w_1$  and  $w_2$ . The norm is zero, if and only if all the coefficients  $c_i = 0$ , i.e., only for the number 0.

### Divisibility and Primes in $\mathbf{Z}(z)$

After these preliminaries the general theory proceeds much as for quadratic fields and rings. Numbers, whose quotient is a unit in  $\mathbf{Q}(z)$ , are called *associated* numbers, and if the quotient  $\gamma$  between two integers  $\alpha$  and  $\beta$  in the ring  $\mathbf{Z}(z)$  is again in  $\mathbf{Z}(z)$ ,  $\alpha$  is said to be *divisible* by  $\beta$ .

There are primes and there are composite numbers in  $\mathbf{Z}(z)$ . If an integer  $\alpha = \beta\gamma$ , where  $\beta$  and  $\gamma$  are integers and none of them is a unit,  $\alpha$  is *composite*. If  $\alpha$  cannot be written in such a way,  $\alpha$  is a *prime* in  $\mathbf{Z}(z)$ . Any integer, not being a unit or a prime, can be decomposed into a product of prime factors,  $\alpha = \prod_i \pi_i^{s_i}$ . This decomposition is not necessarily unique (even if we disregard the possibility of using associated primes and giving the factors in different order).

### The Field $\mathbf{Q}(\sqrt[3]{-2})$ and the Ring $\mathbf{Z}(\sqrt[3]{-2})$

We choose the field  $\mathbf{Q}(\sqrt[3]{-2})$  to illustrate the above theory. This field has fairly simple properties and is also of historical interest, since it was used by J. M. Pollard in [5] as an introductory example to the Number Field Sieve (NFS). NFS is in [5] demonstrated on the Fermat number  $F_7 = 2^{128} + 1 = ((2^{43})^3 + 2)/2$ .

Let  $z = \sqrt[3]{-2}$ . The defining equation for  $z$  is  $z^3 + 2 = 0$ . The two other roots of this equation are  $z_{2,3} = z \cdot (-1 \pm i\sqrt{3})/2$ , or  $z_2 = \omega z$ ,  $z_3 = \omega^2 z$ , with  $\omega = (-1 + i\sqrt{3})/2$ . The integers of  $\mathbf{Q}(\sqrt[3]{-2})$ , making up the ring  $\mathbf{Z}(\sqrt[3]{-2})$ , are of the form

$$a + bz + bz^2, \text{ or } [a, b, c] \text{ for short, with } a, b, c \text{ rational integers.} \quad (\text{A5.6})$$

The conjugates of  $[a, b, c]$  are  $a + bz_2 + cz_2^2$  and  $a + bz_3 + cz_3^2$ . The norm of  $[a, b, c]$  is

$$\begin{aligned} N[a, b, c] &= (a + bz + cz^2)(a + b\omega z + c\omega^2 z^2)(a + b\omega^2 z + c\omega z^2) = \\ &= a^3 - 2b^3 + 4c^3 + 6abc, \end{aligned} \quad (\text{A5.7})$$

where we have expanded the product and reduced the expression by making use of  $\omega^2 + \omega + 1 = 0$  and of  $z^3 = -2$ . The “multiplication rule” is

$$\begin{aligned} [a, b, c][d, e, f] &= (a + bz + cz^2)(d + ez + fz^2) = \\ &= [ad - 2bf - 2ce, ae + bd - 2cf, af + be + cd]. \end{aligned} \quad (\text{A5.8})$$

Inversion runs as

$$\begin{aligned}
 \frac{1}{[a, b, c]} &= \frac{[a, b\omega, c\omega^2][a, b\omega^2, c\omega]}{N[a, b, c]} = \\
 &= \frac{[a^2 - 2bc\omega^2 - 2bc\omega^4, ab\omega^2 + ab\omega - 2c^2\omega^3, ac\omega + b^2\omega^2 + ac\omega^2]}{N[a, b, c]} = \\
 &= \frac{[a^2 + 2bc, -ab - 2c^2, b^2 - ac]}{N[a, b, c]}. \tag{A5.9}
 \end{aligned}$$

Unique factorization into primes holds in this ring, but there are infinitely many units, namely all the numbers  $\pm U^k$ , with  $k$  an integer, and  $U$  the fundamental unit  $1 + \sqrt[3]{-2} = [1, 1, 0]$ . The coefficients of the units grow fast with  $|k|$ , as can be seen from the following table over the “smallest” units:

Units of $\mathbf{Z}(\sqrt[3]{-2})$		
$k$	$U^k$	$U^{-k}$
0	[1, 0, 0]	[1, 0, 0]
1	[1, 1, 0]	[-1, 1, -1]
2	[1, 2, 1]	[5, -4, 3]
3	[-1, 3, 3]	[-19, 15, -12]
4	[-7, 2, 6]	[73, -58, 46]
5	[-19, -5, 8]	[-281, 223, -177]
6	[-35, -24, 3]	[1081, -858, 681]
7	[-41, -59, -21]	[-4159, 3301, -2620]
8	[1, -100, -80]	[16001, -12700, 10080]
9	[161, -99, -180]	[-61561, 48861, -38781]
10	[521, 62, -279]	[236845, -187984, 149203]
11	[1079, 583, -217]	[-911219, 723235, -574032]
12	[1513, 1662, 366]	[3505753, -2782518, 2208486]

### Primes in $\mathbf{Z}(\sqrt[3]{-2})$

Let  $\alpha$ ,  $\beta$ , and  $\gamma$  be in  $\mathbf{Z}(\sqrt[3]{-2})$ . If  $\alpha = \beta \cdot \gamma$ , then  $N(\alpha) = N(\beta)N(\gamma)$ , all three norms being rational integers. Thus, if  $N(\alpha) = \pm p$ ,  $p$  a rational prime, then one of  $N(\beta)$ ,  $N(\gamma)$  must be  $\pm 1$ , and thus  $\alpha$  is a prime also in  $\mathbf{Z}(\sqrt[3]{-2})$ . However, not all primes of  $\mathbf{Z}(\sqrt[3]{-2})$  have the norm  $\pm p$ . The norm of a rational prime  $p = [p, 0, 0]$  is  $p^3$ , and perhaps  $p$  can have some prime factor in  $\mathbf{Z}(\sqrt[3]{-2})$  with norm  $\pm p^2$ . In

## PRIMES IN A CUBIC FIELD

fact this turns out to be the case if  $p$  is of the form  $6k + 5$ . A closer investigation shows that the rational primes in  $\mathbf{Z}(\sqrt[3]{-2})$  can be decomposed according to the following rules:

1.  $p = 6k + 5$ . There is one factor of norm  $p$  and one of norm  $p^2$ , for example

$$11 = [3, 2, 0] \cdot [9, -6, 4].$$

2.  $p = 6k + 1$  having  $-2$  as cubic residue. (A necessary and sufficient condition for this to happen is that  $p$  can be written as  $A^2 + 27B^2$  with (rational) integers  $A$  and  $B$ . If this is not the case,  $-2$  is instead a cubic non-residue of  $p$ .) There are three non-associated factors, each of norm  $p$ , as for example in

$$43 = [3, -2, 0] \cdot [1, 1, 2] \cdot [3, -1, -1].$$

Here are the 24 primes below 1000, for which this type of factorization occurs:  
 $p = 31, 43, 109, 127, 157, 223, 229, 277, 283, 307, 397, 433, 439, 457, 499,$   
 $601, 643, 691, 727, 733, 739, 811, 919, \text{ and } 997.$

3.  $p = 6k + 1$  with  $-2$  a cubic non-residue of  $p$ .  $p$  is a prime also in  $\mathbf{Z}(\sqrt[3]{-2})$ .
4. The rational prime 2, which factors as

$$2 = -[0, 1, 0]^3.$$

5. The rational prime 3, which factors as

$$3 = [1, 1, 0] \cdot [-1, 1, 0]^3.$$

Here  $[1, 1, 0]$  is a unit. The primes 2 and 3 are precisely the factors of  $D = -108$ , the *discriminant* of the field. ( $D$  is defined as the discriminant of the defining equation  $x^3 + 2 = 0$  of the number  $z = \sqrt[3]{-2}$ .)

In the following two tables we give the prime factorizations in  $\mathbf{Z}(\sqrt[3]{-2})$  of all rational primes below 300, which are covered by case 1 or case 2 above. Aided by such tables it is easy to factor any number in  $\mathbf{Z}(\sqrt[3]{-2})$ . As an example we take  $w = 66 + 53\sqrt[3]{-2} = [66, 53, 0]$ . First compute the norm of  $w$ , and then decompose this norm into rational prime factors:  $N(w) = -10258 = -2 \cdot 23 \cdot 223$ . Try each of the prime factors of 2, 23, and 223 from the above tables as factor of  $w$ . If it divides  $w$ , then divide it out and proceed. Finally just a unit will remain. In this way we find

$$[66, 53, 0] = -[1, 2, 1] \cdot [0, 1, 0] \cdot [3, 0, -1] \cdot [-3, 4, -1],$$

where the first factor is a unit.

# HIGHER ALGEBRAIC NUMBER FIELDS

Prime factorizations of $p = 6k + 5$ in $\mathbf{Z}(\sqrt[3]{-2})$			
5	[1, 0, 1][1, -2, -1]	137	[3, 1, -3][-3, 21, -10]
11	[1, 1, -1][1, 3, -2]	149	[1, -4, -1][9, 2, 17]
17	[1, -2, 0][1, 2, 4]	167	[3, 3, -2][3, 17, -15]
23	$\bar{U} \cdot [3, 0, -1][3, 7, 1]$	173	[5, 2, 1][29, -12, -1]
29	[3, -1, 0][9, 3, 1]	179	[5, -3, 0][25, 15, 9]
41	[1, -3, 1][-5, 1, 8]	191	$\bar{U} \cdot [-1, 2, 4][1, -13, -22]$
47	[3, 1, 1][11, -5, -2]	197	[5, -2, -1][29, 8, 9]
53	[1, 3, 0][-1, 3, -9]	227	[3, 2, 3][21, -24, -5]
59	[3, 0, 2][9, -8, -6]	233	[5, 0, 3][25, -18, -15]
71	[1, 2, -2][7, 10, -6]	239	[1, -3, 4][-23, -29, 5]
83	[3, -1, 3][3, -15, -8]	251	[1, -5, 0][1, 5, 25]
89	[1, -2, 3][-11, -16, 1]	257	[1, 0, 4][1, -32, -4]
101	$\bar{U} \cdot [3, 4, 0][23, 3, -4]$	263	[5, -1, 4][17, -27, -19]
107	[1, 0, -3][-1, 18, -3]	269	[1, -5, 3][-29, -13, 22]
113	[-1, 4, -2][15, 4, -14]	281	[1, 1, -4][7, 33, -5]
131	[3, -3, -1][15, 7, 12]	293	$\bar{U} \cdot [3, 6, 1][45, -1, -13]$

Prime factorizations of $p = 6k + 1$ in $\mathbf{Z}(\sqrt[3]{-2})$	
31	[-1, 0, 2][-1, -2, 1][3, 0, 1]
43	[1, 1, 2][3, -2, 0][3, -1, -1]
109	[1, 0, 3][1, -4, 1][5, 2, 0]
127	[1, 4, 0][5, -1, 0][1, 1, -3]
157	[5, 0, 2][3, -3, -2][5, 1, 1]
223	[1, -5, 2][3, 5, 0][-3, 4, 1]
229	$\bar{U} \cdot [-1, 1, 4][-3, 0, 4][-5, 2, 2]$
277	[3, 4, -2][-1, 5, 1][3, -5, 0]
283	[3, 0, 4][1, 5, -1][-5, -3, -2]

$\bar{U}$  is the unit  $U^{-1} = [1, 1, 0]^{-1} = [-1, 1, -1]$ .

Here follow some more examples of factorizations of numbers of the form

## BIBLIOGRAPHY

$a + b\sqrt[3]{-2}$ , which happen to factor into only small prime factors in  $\mathbf{Z}(\sqrt[3]{-2})$ :

$$\begin{aligned} [59, 46, 0] &= [-1, 3, 3] [-1, 1, 0] [1, 1, 2] [3, -1, 3], \\ [59, 48, 0] &= [-1, 3, 3] [1, 0, 1] [3, -1, 0] [1, -4, 1], \\ [61, 48, 0] &= [-1, 3, 3] [1, 1, -1] [1, -2, 0] [3, 0, 1], \\ [62, 47, 0] &= [1, 1, 0] [0, 1, 0] [3, 0, -1]^2 [3, -1, 0], \\ [62, 49, 0] &= [-1, 3, 3] [0, 1, 0] [-1, 1, 0] [1, 0, 1] [3, 4, 0], \\ [63, 50, 0] &= [19, 5, -8] [3, 1, 1], \\ [64, 47, 0] &= [1, 1, 0] [0, 1, 0] [-1, 1, 0] [-1, 0, 2] [3, 6, 1], \\ [65, 53, 0] &= [1, 2, 1] [3, 4, 0] [5, -5, 1], \\ [67, 53, 0] &= [7, -2, -6] [-1, 1, 0] [1, -2, 0] [3, 0, 2]. \end{aligned}$$

The first factor of each decomposition is again a unit.—One may have to try at most three factors of a rational prime  $p$  as factors of an integer of  $\mathbf{Z}(\sqrt[3]{-2})$ . The significance of this kind of factorization is described closer in the section in Chapter 6 on the Number Field Sieve.

Because of all the units  $U^k$  of  $\mathbf{Z}(z)$  every prime has infinitely many associated primes, and we have to choose from these. In order to have the coefficients as small as possible, we have chosen from one of those associates, for which the sum of the absolute values of the coefficients is minimal. (Even if we disregard the case  $[a, b, c] = [-1, 0, 0] \cdot [-a, -b, -c]$ , there are occasionally several associates with the same minimal sum, e.g.  $[1, 1, 0] \cdot [5, -1, 4] = [-3, 4, 3]$ . In such a case the representation with the smallest third component has been chosen.)

### Bibliography

1. I. N. Stewart and D. O. Tall, *Algebraic Number Theory*, Second edition, Chapman and Hall, London, 1987.
2. Michael E. Pohst, *Computational Algebraic Number Theory*, Birkhäuser, Basel, 1993.
3. Hua, Loo-Keng, *Introduction to Number Theory*, Springer-Verlag, New York, 1982, Ch. 16, pp. 423–473.
4. Wladyslaw Narkiewicz, *Elementary and Analytic Theory of Algebraic Numbers*, Springer-Verlag, New York, 1990.
5. J. M. Pollard, “Factoring with Cubic Integers,” in A. K. Lenstra and H. W. Lenstra, Jr., (eds.) *The development of the number field sieve*, Lecture Notes in Mathematics 1554, Springer-Verlag, Berlin, 1993.

## APPENDIX 6

### ALGEBRAIC FACTORS

#### Introduction

Sometimes an integer has a particular form, such as  $N = 10^{21} + 7^{21}$ . This can be considered a special case of the polynomial  $P(x, y) = x^{21} + y^{21}$  for  $x = 10, y = 7$ . Knowing that  $P(x, y)$  has the polynomial factors  $x + y, x^3 + y^3$  and  $x^7 + y^7$ , we immediately obtain the corresponding factors of  $N$ :  $10 + 7, 10^3 + 7^3$  and  $10^7 + 7^7$ . Thus in this case the complete factorization of  $N$  is very much facilitated by its special form. In this appendix we shall very briefly present some results from the theory of polynomials which are of considerable help in the factorization of certain integers.—A few fundamental results from group theory and from higher arithmetic will be required here; these can be found in Appendix 1 and 2.

#### Factorization of Polynomials

Certain polynomials can be factorized, such as

$$x^2 - 3x + 2 = (x - 1)(x - 2)$$

or

$$x^6 - y^6 = (x - y)(x + y)(x^2 + xy + y^2)(x^2 - xy + y^2).$$

Other polynomials are *irreducible*, for instance

$$x^2 + y^2 + 1,$$

which means that they cannot be factorized. Polynomials  $P(x)$  of *only one variable*  $x$  are governed by a rather straightforward theory. Whether or not  $P(x)$  can be factorized depends upon which numbers we allow as the coefficients of a factorization. According to Theorem A1.5 on p. 253 we have: If  $P(x)$  has a zero  $a$ , then  $P(x) = (x - a)Q(x)$ , with  $Q(x)$  another polynomial. If the zero  $a$  is a *rational number*, then obviously the factorization  $(x - a)Q(x)$  will have rational coefficients (supposing that  $P(x)$  has rational coefficients to begin with). If  $a$  is an irrational or a complex number and  $P(x)$  is assumed to have rational coefficients, then the coefficients of  $Q(x)$  are expressible in terms of  $a$ .

## CYCLOTOMIC POLYNOMIALS

**Examples.**

$$x^2 - 2 = (x - \sqrt{2})(x + \sqrt{2})$$

and

$$x^2 + 1 = (x - i)(x + i).$$

Of course, it can occur that a polynomial with rational coefficients has several irrational zeros and that when the corresponding linear factors are multiplied, the result is a polynomial factor with rational coefficients, e.g.

$$x^4 - x^2 - 2 = (x - i)(x + i)(x - \sqrt{2})(x + \sqrt{2}) = (x^2 + 1)(x^2 - 2).$$

*Homogeneous* polynomials  $P_n(x, y)$  of two variables are, as a matter of fact, just as simple to deal with as polynomials of one variable. (In a homogeneous polynomial all the terms are of the same degree.) This is because the substitution  $x/y = z$ , followed by a multiplication by  $y^{-n}$  will yield a one-variable polynomial, as in the example

$$x^6 - y^6 = y^6 \left\{ \left( \frac{x}{y} \right)^6 - 1 \right\} = y^6 (z^6 - 1),$$

or, in general

$$y^{-n} P_n(x, y) = P_n \left( \frac{x}{y}, 1 \right) = P_n^*(z). \quad (\text{A6.1})$$

In this manner the treatment of  $P_n(x, y)$  is reduced to the study of the one-variable polynomial  $P_n^*(z)$ .—In this appendix we shall present *rational* factorizations of certain homogeneous polynomials of two variables with rational coefficients. The most important of these are

### The Cyclotomic Polynomials

Consider

$$x^n - y^n = y^n \left\{ \left( \frac{x}{y} \right)^n - 1 \right\} = y^n (z^n - 1). \quad (\text{A6.2})$$

The  $n$ th degree polynomial  $F_n(z) = z^n - 1$  has zeros which are called  $n$ th roots of unity,

$$z_k = \cos \frac{2\pi k}{n} + i \sin \frac{2\pi k}{n} = e^{2\pi i k/n}, \quad \text{for } k = 1, 2, \dots, n. \quad (\text{A6.3})$$

Every  $z_k$  can be written as a power of a so-called *primitive*  $n$ th root of unity. (These, which we shall refer to as  $z_l$ 's, are precisely those  $z_k$ 's which can be used



## ALGEBRAIC FACTORS

as generators of the cyclic group of order  $n$  formed by the  $n$ th roots of unity under multiplication.) This is due to the fact that

$$z_k = z_1^k, \quad k = 1, 2, \dots, n, \quad \text{with} \quad z_1 = e^{2\pi i/n}. \quad (\text{A6.4})$$

It is easy to prove that  $z_l$  is a primitive  $n$ th root of unity if and only if  $(l, n) = 1$ . Thus, there are precisely  $\varphi(n)$  primitive  $n$ th roots of unity.

Some of the  $n$ th roots of unity are also roots of unity of a degree lower than  $n$ . For instance  $z_1^d$ , with  $d|n$ , is a root of unity of degree  $n/d$ , because  $(z_1^d)^{n/d} = z_1^n = 1$ . In this manner, all the  $n$  roots of unity of degree  $n$  can be distributed into classes, each class consisting of the  $\varphi(d)$  *primitive* roots of unity of degree  $d$ , with  $d$  a divisor of  $n$ . Counting the number of roots in each class and observing that there are  $n$  roots of unity in all, we arrive at the following well-known formula for Euler's  $\varphi$ -function:

$$\sum_{d|n} \varphi(d) = n. \quad (\text{A6.5})$$

It is possible to prove that the *primitive*  $n$ th roots of unity are the zeros of a polynomial  $\Phi_n(z)$ , irreducible in the field of rationals and having integer coefficients. The polynomial  $\Phi_n(z)$  is called the  $n$ th cyclotomic polynomial. Its degree is  $\varphi(n)$  and it is a so-called *primitive factor* of  $F_n(z)$ . It follows that the polynomial  $F_n(z) = z^n - 1$  can be written as the product of all the cyclotomic polynomials  $\Phi_d(z)$  with  $d|n$ , or

$$F_n(z) = z^n - 1 = \prod_{d|n} \Phi_d(z). \quad (\text{A6.6})$$

Please note the difficulty in this notation:  $\Phi_n(z)$  *does not* have, as might be expected from the notation, degree  $n$  but degree  $\varphi(n)$ .—Formula (A6.6) provides the (rational) algebraic factors of  $z^n - 1$  if the polynomials  $\Phi_d(z)$  are known, and thus also of  $x^n - y^n$ . As an example we take

$$\begin{aligned} x^{12} - y^{12} &= y^{12} \Phi_1\left(\frac{x}{y}\right) \Phi_2\left(\frac{x}{y}\right) \Phi_3\left(\frac{x}{y}\right) \Phi_4\left(\frac{x}{y}\right) \Phi_6\left(\frac{x}{y}\right) \Phi_{12}\left(\frac{x}{y}\right) = \\ &= (x - y)(x + y)(x^2 + xy + y^2)(x^2 + y^2)(x^2 - xy + y^2)(x^4 - x^2y^2 + y^4). \end{aligned}$$

If  $p$  is an odd prime, we can easily obtain  $\Phi_d$  for  $d = p$ ,  $2p$  and  $4p$ :

$$\Phi_p = \frac{z^p - 1}{z - 1} = z^{p-1} + z^{p-2} + \dots + z + 1 \quad (\text{A6.7})$$

$$\Phi_{2p} = \frac{z^{2p} - 1}{z^p - 1} \frac{z - 1}{z^2 - 1} = z^{p-1} - z^{p-2} + \dots - z + 1 \quad (\text{A6.8})$$

$$\Phi_{4p} = \frac{z^{4p} - 1}{z^{2p} - 1} \frac{z^2 - 1}{z^4 - 1} = z^{2p-2} - z^{2p-4} + \dots - z^2 + 1. \quad (\text{A6.9})$$

## CYCLOTOMIC POLYNOMIALS

The first polynomials  $\Phi_n(z)$  (for  $n \leq 20$ ) which do not satisfy the formulas (A6.7)–(A6.9) are

$$\Phi_1 = z - 1 \quad (\text{A6.10})$$

$$\Phi_2 = \frac{z^2 - 1}{z - 1} = z + 1 \quad (\text{A6.11})$$

$$\Phi_4 = \frac{z^4 - 1}{z^2 - 1} = z^2 + 1 \quad (\text{A6.12})$$

$$\Phi_8 = \frac{z^8 - 1}{z^4 - 1} = z^4 + 1 \quad (\text{A6.13})$$

$$\Phi_9 = \frac{z^9 - 1}{z^3 - 1} = z^6 + z^3 + 1 \quad (\text{A6.14})$$

$$\Phi_{15} = \frac{z^{15} - 1}{z^5 - 1} \frac{z - 1}{z^3 - 1} = z^8 - z^7 + z^5 - z^4 + z^3 - z + 1 \quad (\text{A6.15})$$

$$\Phi_{16} = \frac{z^{16} - 1}{z^8 - 1} = z^8 + 1 \quad (\text{A6.16})$$

$$\Phi_{18} = \frac{z^{18} - 1}{z^9 - 1} \frac{z^3 - 1}{z^6 - 1} = z^6 - z^3 + 1. \quad (\text{A6.17})$$

When  $p$  is an odd prime we observe from the above formulas that always

$$z^p - 1 = \Phi_1 \Phi_p \quad (\text{A6.18})$$

$$z^{2p} - 1 = \Phi_1 \Phi_2 \Phi_p \Phi_{2p} \quad (\text{A6.19})$$

$$z^{4p} - 1 = \Phi_1 \Phi_2 \Phi_4 \Phi_p \Phi_{2p} \Phi_{4p}. \quad (\text{A6.20})$$

For the other values of  $n \leq 20$ , (A6.6) leads to the following formulas:

$$z - 1 = \Phi_1 \quad (\text{A6.21})$$

$$z^2 - 1 = \Phi_1 \Phi_2 \quad (\text{A6.22})$$

$$z^4 - 1 = \Phi_1 \Phi_2 \Phi_4 \quad (\text{A6.23})$$

$$z^8 - 1 = \Phi_1 \Phi_2 \Phi_4 \Phi_8 \quad (\text{A6.24})$$

$$z^9 - 1 = \Phi_1 \Phi_3 \Phi_9 \quad (\text{A6.25})$$

$$z^{15} - 1 = \Phi_1 \Phi_3 \Phi_5 \Phi_{15} \quad (\text{A6.26})$$

$$z^{16} - 1 = \Phi_1 \Phi_2 \Phi_4 \Phi_8 \Phi_{16} \quad (\text{A6.27})$$

$$z^{18} - 1 = \Phi_1 \Phi_2 \Phi_3 \Phi_6 \Phi_9 \Phi_{18}. \quad (\text{A6.28})$$

## ALGEBRAIC FACTORS

Further, if the standard factorization of  $n$  is  $\prod p_i^{\alpha_i}$ , we have the following general expression for  $\Phi_n(z)$ :

$$\Phi_n(z) = \frac{(z^n - 1) \prod (z^{n/(p_i p_j)} - 1) \dots}{\prod (z^{n/p_i} - 1) \prod (z^{n/(p_i p_j p_k)} - 1) \dots} = \prod_{d|n} (z^d - 1)^{\mu(n/d)}, \quad (\text{A6.29})$$

where  $\mu$  is the Möbius function, defined on p. 49. So, as an example, for  $n = 105 = 3 \cdot 5 \cdot 7$ , we have:

$$\Phi_{105}(z) = \frac{(z^{105} - 1)(z^7 - 1)(z^5 - 1)(z^3 - 1)}{(z^{35} - 1)(z^{21} - 1)(z^{15} - 1)(z - 1)}.$$

**Exercise A6.1. Factors of  $x^n - y^n$ .** Express  $x^{21} - y^{21}$  as a product of primitive cyclotomic polynomials. Use this composition and Legendre's Theorem 5.7 on p. 165 to factorize some integers of this form. Check your results with the corresponding items in Tables 7 and 9.

### The Polynomial $x^n + y^n$

Since

$$x^n + y^n = \frac{x^{2n} - y^{2n}}{x^n - y^n}, \quad (\text{A6.30})$$

the properties of  $x^n + y^n$  can be deduced from those of the two polynomials  $F_{2n}$  and  $F_n$ . The relation to be utilized is

$$z^n + 1 = \frac{F_{2n}(z)}{F_n(z)} = \frac{\prod_{d|2n} \Phi_d(z)}{\prod_{d|n} \Phi_d(z)} = \prod_{d'} \Phi_{d'}(z), \quad (\text{A6.31})$$

where  $d'$  extends through the values of those divisors of  $2n$  which are not at the same time also divisors of  $n$ .

### The Polynomial $x^n + ay^n$

Oddly enough, there exist binomials other than  $x^n \pm y^n$  which admit rational factorizations. The simplest case is

$$x^4 + 4y^4 = (x^2 - 2xy + 2y^2)(x^2 + 2xy + 2y^2). \quad (\text{A6.32})$$

Choosing suitable numerical values of  $x$  and  $y$  in (A6.32), the resulting formula can be used to factor certain numbers  $a^n + b^n$  whose factorization is not immediately covered by the theory of cyclotomic polynomials hitherto discussed. Thus, for instance, the choice  $x = 1$  and  $y = 2^{k-1}$  leads to Aurifeuille's formula

$$2^{4k-2} + 1 = (2^{2k-1} - 2^k + 1)(2^{2k-1} + 2^k + 1). \quad (\text{A6.33})$$

## Aurifeuillian Factorizations

There are many formulas similar to (A6.33) which have been investigated by Lucas and others. We shall call these formulas Aurifeuillian-type factorizations. Lucas discovered the following

**Theorem A6.1. Lucas's Theorem.** The primitive factor  $Q_n(x, y)$  of  $x^n + y^n$  can, for a square-free  $n$ , be written in the form

$$Q_n(x, y) = U^2(x, y) \pm nxyV^2(x, y), \quad (\text{A6.34})$$

where  $U$  and  $V$  are homogeneous polynomials, and with the following rules for the sign:

$$\text{If } n = 4l + 1, \text{ then } Q_n = U^2 + nxyV^2.$$

$$\text{If } n = 4l + 3, \text{ then } Q_n = U^2 - nxyV^2.$$

$$\text{If } n = 4l + 2, \text{ then either sign may be chosen.}$$

**Examples.**

$$n = 2 \text{ gives } x^2 + y^2 = (x - y)^2 + 2xy = (x + y)^2 - 2xy. \quad (\text{A6.35})$$

$$n = 3 \text{ gives } \frac{x^3 + y^3}{x + y} = (x + y)^2 - 3xy. \quad (\text{A6.36})$$

$$n = 5 \text{ gives } \frac{x^5 + y^5}{x + y} = (x^2 - 3xy + y^2)^2 + 5xy(x - y)^2. \quad (\text{A6.37})$$

$$\begin{aligned} n = 6 \text{ gives } \frac{x^6 + y^6}{x^2 + y^2} &= (x^2 - 3xy + y^2)^2 + 6xy(x - y)^2 = \\ &= (x^2 + 3xy + y^2)^2 - 6xy(x + y)^2. \end{aligned} \quad (\text{A6.38})$$

$$n = 7 \text{ gives } \frac{x^7 + y^7}{x + y} = (x + y)^6 - 7xy(x^2 + xy + y^2)^2. \quad (\text{A6.39})$$

$$\begin{aligned} n = 10 \text{ gives } \frac{x^{10} + y^{10}}{x^2 + y^2} &= (x^4 \mp 5x^3y + 7x^2y^2 \mp 5xy^3 + y^4)^2 \pm \\ &\pm 10xy(x^3 \mp 2x^2y + 2xy^2 \mp y^3)^2. \end{aligned} \quad (\text{A6.40})$$

$$\begin{aligned} n = 15 \text{ gives } \frac{x^{15} + y^{15}}{x^5 + y^5} \frac{x + y}{x^3 + y^3} &= \\ &= (x^4 + 8x^3y + 13x^2y^2 + 8xy^3 + y^4)^2 - 15xy(x + y)^6. \end{aligned} \quad (\text{A6.41})$$

In (A6.40) either the upper or the lower signs have to be taken.—Note that, if  $n$  is odd, the primitive factor of  $x^n - y^n$ , which is  $y^{\varphi(n)}\Phi_n(x/y)$ , can be represented by (A6.34) simply by changing the sign of  $y$ . Thus, for odd  $n$  the primitive factor of  $x^n + y^n$  is  $y^{\varphi(n)}\Phi_n(-x/y)$ .

## ALGEBRAIC FACTORS

If  $n$  is even, the primitive factor of  $x^n - y^n$  is identical to the primitive factor of  $x^{n/2} + y^{n/2}$  and thus the primitive factor of  $x^{n/2} + y^{n/2}$  is  $y^{\varphi(n)} \Phi_n(x/y)$ . In Table 24, at the end of the book, formulas of the same kind as (A6.35)–(A6.41) are given for all square-free  $n$  below 180.—The values above 120 in that table have been graciously put at the author's disposal by Richard P. Brent [6].

**Exercise A6.2. Deduction of Lucas's formulas.** Table 24 at the end of the book has been computed in the following way (for notation see p. 443):

$$\begin{aligned}\Phi_n(z^2) &= U_n^2(z^2) - (-1)^{\frac{n-1}{2}} n z^2 V_n^2(z^2) = \\ &= \left( U_n(z^2) - (-1)^{\frac{n-1}{4}} \sqrt{n} z V_n(z^2) \right) \left( U_n(z^2) + (-1)^{\frac{n-1}{4}} \sqrt{n} z V_n(z^2) \right).\end{aligned}$$

The polynomial  $\Phi_n(z^2)$  has the  $2\varphi(n)$  zeros  $z_k = e^{\pi i k/n}$ ,  $1 \leq k \leq 2n$ ,  $(k, n) = 1$ . Find a rule to decide which of these numbers are zeros of the first factor and which are zeros of the second factor of  $\Phi_n(z^2)$ . Use complex multiplication of the appropriate zeros, written in the form  $z_k = \cos(\pi k/n) + i \sin(\pi k/n)$ , to form the polynomial  $\prod (z - z_k)$ , identical to the second factor. The even-degree terms of this polynomial now form  $U_n(z^2)$  and the odd-degree terms form  $\sqrt{n} z V_n(z^2)$ , if  $n \equiv 1 \pmod{4}$ , and  $i\sqrt{n} z V_n(z^2)$ , if  $n \equiv 3 \pmod{4}$ . Check the results of your computations with some of the entries in Table 24.

Another way to compute the coefficients in Lucas's formulas, which uses only integer arithmetic, has been developed by Brent, and is reported in [7].

### Factorization Formulas

Now we may ask how Lucas's formula can help us in the factorization of numbers. Well it can in the following way: If  $x$  and  $y$  are properly chosen integers, or even rational numbers, Lucas's Theorem A6.1 will yield algebraic factors of certain binomials  $x^n \pm ay^n$ . This is because if we have a *minus-sign* and choose  $x$  and  $y$  such that  $nxy$  becomes a square, i.e. such that  $xy = nc^2$ , then we find

$$Q_n(x, y) = U^2 - n^2 c^2 V^2 = (U - ncV)(U + ncV). \quad (\text{A6.42})$$

In Lucas's theorem, a minus-sign occurs in the cases

$$x^{4l+1} - y^{4l+1}, \quad x^{4l+2} + y^{4l+2}, \quad x^{4l+3} + y^{4l+3}, \quad (\text{A6.43})$$

where the exponents must be square-free integers. Putting

$$x = n_1 a^2, \quad y = n_2 b^2, \quad \text{where} \quad n_1 n_2 = n, \quad (\text{A6.44})$$

the formulas lead to the following Aurifeuillian-type algebraic factorizations:

$$4a^4 + b^4 = (2a^2 - 2ab + b^2)(2a^2 + 2ab + b^2). \quad (\text{A6.45})$$

# FACTORIZATION FORMULAS

$$27a^6 + b^6 = (3a^2 + b^2)(3a^2 - 3ab + b^2)(3a^2 + 3ab + b^2). \quad (\text{A6.46})$$

$$\begin{aligned} 5^5 a^{10} - b^{10} &= (5a^2 - b^2)(25a^4 - 25a^3b + 15a^2b^2 - 5ab^3 + b^4) \times \\ &\times (25a^4 + 25a^3b + 15a^2b^2 + 5ab^3 + b^4). \end{aligned} \quad (\text{A6.47})$$

$$\begin{aligned} 6^6 a^{12} + b^{12} &= (36a^4 + b^4)(36a^4 - 36a^3b + 18a^2b^2 - 6ab^3 + b^4) \times \\ &\times (36a^4 + 36a^3b + 18a^2b^2 + 6ab^3 + b^4). \end{aligned} \quad (\text{A6.48})$$

$$\begin{aligned} 3^6 a^{12} + 2^6 b^{12} &= (9a^4 + 4b^4)(9a^4 - 18a^3b + 18a^2b^2 - 12ab^3 + 4b^4) \times \\ &\times (9a^4 + 18a^3b + 18a^2b^2 + 12ab^3 + 4b^4). \end{aligned} \quad (\text{A6.49})$$

$$\begin{aligned} 7^7 a^{14} + b^{14} &= (7a^2 + b^2) \times \\ &\times (343a^6 - 343a^5b + 147a^4b^2 - 49a^3b^3 + 21a^2b^4 - 7ab^5 + b^6) \times \\ &\times (343a^6 + 343a^5b + 147a^4b^2 + 49a^3b^3 + 21a^2b^4 + 7ab^5 + b^6). \end{aligned} \quad (\text{A6.50})$$

$$\begin{aligned} 10^{10} a^{20} + b^{20} &= (100a^4 + b^4) \times \\ &\times (10000a^8 - 10000a^7b + 5000a^6b^2 - 2000a^5b^3 + \\ &\quad + 700a^4b^4 - 200a^3b^5 + 50a^2b^6 - 10ab^7 + b^8) \times \\ &\times (10000a^8 + 10000a^7b + 5000a^6b^2 + 2000a^5b^3 + \\ &\quad + 700a^4b^4 + 200a^3b^5 + 50a^2b^6 + 10ab^7 + b^8). \end{aligned} \quad (\text{A6.51})$$

$$\begin{aligned} 5^{10} a^{20} + 2^{10} b^{20} &= (25a^4 + 4b^4) \times \\ &\times (625a^8 - 1250a^7b + 1250a^6b^2 - 1000a^5b^3 + \\ &\quad + 700a^4b^4 - 400a^3b^5 + 200a^2b^6 - 80ab^7 + 16b^8) \times \\ &\times (625a^8 + 1250a^7b + 1250a^6b^2 + 1000a^5b^3 + \\ &\quad + 700a^4b^4 + 400a^3b^5 + 200a^2b^6 + 80ab^7 + 16b^8). \end{aligned} \quad (\text{A6.52})$$

$$\begin{aligned} 15^{15} a^{30} + b^{30} &= (15a^2 + b^2)(225a^4 - 15a^2b^2 + b^4) \times \\ &\times (50625a^8 - 3375a^6b^2 + 225a^4b^4 - 15a^2b^6 + b^8) \times \\ &\times (50625a^8 - 50625a^7b + 27000a^6b^2 - 10125a^5b^3 + \\ &\quad + 2925a^4b^4 - 675a^3b^5 + 120a^2b^6 - 15ab^7 + b^8) \times \\ &\times (50625a^8 + 50625a^7b + 27000a^6b^2 + 10125a^5b^3 + \\ &\quad + 2925a^4b^4 + 675a^3b^5 + 120a^2b^6 + 15ab^7 + b^8). \end{aligned} \quad (\text{A6.53})$$

## ALGEBRAIC FACTORS

$$\begin{aligned}
 5^{15}a^{30} + 3^{15}b^{30} &= (5a^2 + 3b^2)(25a^4 - 15a^2b^2 + 9b^4) \times \\
 &\times (625a^8 - 375a^6b^2 + 225a^4b^4 - 135a^2b^6 + 81b^8) \times \\
 &\times (625a^8 - 1875a^7b + 3000a^6b^2 - 3375a^5b^3 + \\
 &\quad + 2925a^4b^4 - 2025a^3b^5 + 1080a^2b^6 - 405ab^7 + 81b^8) \times \\
 &\times (625a^8 + 1875a^7b + 3000a^6b^2 + 3375a^5b^3 + \\
 &\quad + 2925a^4b^4 + 2025a^3b^5 + 1080a^2b^6 + 405ab^7 + 81b^8). \quad (A6.54)
 \end{aligned}$$

For the specific case  $a = n^{k-1}$  and  $b = 1$ , these formulas lead amongst others, to (A6.33) and its analogues

$$3^{6k-3} + 1 = (3^{2k-1} + 1)(3^{2k-1} - 3^k + 1)(3^{2k-1} + 3^k + 1). \quad (A6.55)$$

$$\begin{aligned}
 5^{10k-5} - 1 &= (5^{2k-1} - 1)L_{10k-5}M_{10k-5}, \quad \text{where} \\
 L_{10k-5}, M_{10k-5} &= 5^{4k-2} + 3 \cdot 5^{2k-1} + 1 \mp 5^k(5^{2k-1} + 1). \quad (A6.56)
 \end{aligned}$$

$$\begin{aligned}
 6^{12k-6} + 1 &= (6^{4k-2} + 1)L_{12k-6}M_{12k-6}, \quad \text{where} \\
 L_{12k-6}, M_{12k-6} &= 6^{4k-2} + 3 \cdot 6^{2k-1} + 1 \mp 6^k(6^{2k-1} + 1). \quad (A6.57)
 \end{aligned}$$

$$\begin{aligned}
 7^{14k-7} + 1 &= (7^{2k-1} + 1)L_{14k-7}M_{14k-7}, \quad \text{where} \\
 L_{14k-7}, M_{14k-7} &= (7^{2k-1} + 1)^3 \mp 7^k(7^{4k-2} + 7^{2k-1} + 1). \quad (A6.58)
 \end{aligned}$$

$$\begin{aligned}
 10^{20k-10} + 1 &= (10^{4k-2} + 1)L_{20k-10}M_{20k-10}, \quad \text{where} \\
 L_{20k-10}, M_{20k-10} &= 10^{8k-4} + 5 \cdot 10^{6k-3} + 7 \cdot 10^{4k-2} + \\
 &+ 5 \cdot 10^{2k-1} + 1 \mp 10^k(10^{6k-3} + 2 \cdot 10^{4k-2} + 2 \cdot 10^{2k-1} + 1). \quad (A6.59)
 \end{aligned}$$

In all these formulas, the minus-sign is associated with the  $L$ -factor and the plus-sign with the  $M$ -factor.

Finally, putting  $a = 2 \cdot 12^{k-1}$  and  $b = 1$  in (A6.46), we have

$$12^{6k-3} + 1 = (12^{2k-1} + 1)(12^{2k-1} - 2^{2k-1}3^k + 1)(12^{2k-1} + 2^{2k-1}3^k + 1). \quad (A6.60)$$

As has already been pointed out, these formulas are all generalizations of Aurifeuille's formula (A6.33), well-known from the factorization of the Mersenne numbers:

$$\begin{aligned}
 M_{8k-4} &= 2^{8k-4} - 1 = (2^{4k-2} - 1)(2^{4k-2} + 1) = \\
 &= (2^{2k-1} - 1)(2^{2k-1} + 1)(2^{2k-1} - 2^k + 1)(2^{2k-1} + 2^k + 1).
 \end{aligned}$$

To show how powerful Lucas's formulas are, when applicable, we give two examples, one smaller and one larger:

## FACTORIZATION FORMULAS

**Example. Factor  $10^{30} + 1$ .** Putting  $k = 2$  in (A6.59), we find

$$10^{30} + 1 = 1000001 \cdot 904806804901 \cdot 1105207205101. \quad (\text{A6.61})$$

Furthermore, we can use one of the “rules of cubes”:

$$10^{30} + 1 = (10^{10} + 1)(10^{20} - 10^{10} + 1). \quad (\text{A6.62})$$

The substitution  $k = 1$  in (A6.59) gives

$$10^{10} + 1 = 101 \cdot 3541 \cdot 27961,$$

with all the factors primes. Moreover, the first factor of (A6.61) is

$$10^6 + 1 = (10^2 + 1)(10^4 - 10^2 + 1) = 101 \cdot 9901,$$

where both factors are primes. Thus, 3541 and 27961 must divide the large factors of (A6.61). It is easily verified that

$$904806804901 = 3541 \cdot 255522961$$

and

$$1105207205101 = 27961 \cdot 39526741.$$

The cofactors obtained, 39526741 and 255522961, have no factors in common with the primes in  $10^6 + 1$  or  $10^{10} + 1$ . Legendre’s Theorem 5.7 on p. 165 tells us that all prime factors of these two numbers are then of the form  $60k + 1$ . Performing trial divisions by these factors, we easily establish the primality of the smaller of these two numbers, and find the prime factorization

$$255522961 = 61 \cdot 4188901.$$

Thus the complete prime factorization of  $10^{30} + 1$  is

$$61 \cdot 101 \cdot 3541 \cdot 9901 \cdot 27961 \cdot 4188901 \cdot 39526741.$$

**A somewhat larger example. Factorization of  $105^{105} - 1$ .** First, note that  $N = F_{105}(105)$ . Now, according to (A6.6),

$$F_{105}(z) = \Phi_1(z)\Phi_3(z)\Phi_5(z)\Phi_7(z)\Phi_{15}(z)\Phi_{21}(z)\Phi_{35}(z)\Phi_{105}(z). \quad (*)$$

Which of these algebraic factors may have an Aurifeuillian factorization for the particular value  $z = 105$ ? The condition for this is that  $dz = 105d$  is a square, which obviously, for the subscripts in question, happens only for  $d = 105$ . Let us look at  $\Phi_{105}(z)$  for  $z = 105$ :

$$\begin{aligned} \Phi_{105}(105) &= C_{105}^2(105) - 105^2 D_{105}(105)^2 = \\ &= (C_{105}(105) - 105 D_{105}(105)) (C_{105}(105) + 105 D_{105}(105)) = R \cdot S, \end{aligned}$$



and so the largest factor of (\*) splits into two factors of about equal magnitude. The coefficients of the polynomials  $C_{105}(z)$  and  $D_{105}(z)$  can be found in Table 24! Putting the computer at work, we find the following prime decompositions:

$$\begin{aligned}\Phi_1(105) &= 104 = 2^3 \cdot 13, & \Phi_3(105) &= 11131, & \Phi_5(105) &= 1201 \cdot 102181, \\ \Phi_7(105) &= 1009 \cdot 1340912959, & \Phi_{15}(105) &= 151 \cdot 1621 \cdot 59785910251, \\ \Phi_{21}(105) &= 485689 \cdot 3662332210521480889, \\ \Phi_{35}(105) &= 631 \cdot 2731 \cdot 1853685951463436376776429630493953936340661, \\ R &= 23965462949313970771 \cdot 49743995480142943374722277091, \\ S &= 211 \cdot 421 \cdot 18416161 \cdot 5384579552746854831338204156683983031.\end{aligned}$$

All these numbers were easy to factor, except the 49-digit number  $R$ , whose penultimate prime factor is fairly large. It took ECM a couple of days on a personal computer to factor  $R$ .

**Exercise A6.3. Simplifying some surds.** Use (A6.45)–(A6.48) to find simpler expressions for the (complex) values of the surds  $(-4)^{\frac{1}{4}}$ ,  $(-27)^{\frac{1}{3}}$ ,  $(5^5)^{\frac{1}{10}}$  and  $(-6^6)^{\frac{1}{12}}$ . (All of these can be expressed with the aid of square-roots only!).

### The Algebraic Structure of Aurifeuillian Numbers

Since all numbers for which Aurifeuillian-type factorizations can be performed are of the form  $x^n \pm y^n$ , either (A6.6) or (A6.31) holds in the case when  $n$  is composite. Using this fact, we can find *algebraic* factors of the Aurifeuillian factors of  $x^n \pm y^n$ . As an example we give

$$2^{210} + 1 = (2^{105} - 2^{53} + 1)(2^{105} + 2^{53} + 1). \quad (\text{A6.63})$$

Here  $2^{210} + 1$  possesses the algebraic factors  $2^{70} + 1$ ,  $2^{42} + 1$ ,  $2^{30} + 1$ ,  $2^{14} + 1$ ,  $2^{10} + 1$ ,  $2^6 + 1$  and  $2^2 + 1$ , having the Aurifeuillian factorizations:

$$2^{70} + 1 = (2^{35} - 2^{18} + 1)(2^{35} + 2^{18} + 1)$$

$$2^{42} + 1 = (2^{21} - 2^{11} + 1)(2^{21} + 2^{11} + 1)$$

$$2^{30} + 1 = (2^{15} - 2^8 + 1)(2^{15} + 2^8 + 1)$$

$$2^{14} + 1 = (2^7 - 2^4 + 1)(2^7 + 2^4 + 1)$$

$$2^{10} + 1 = (2^5 - 2^3 + 1)(2^5 + 2^3 + 1)$$

$$2^6 + 1 = (2^3 - 2^2 + 1)(2^3 + 2^2 + 1)$$

$$2^2 + 1 = (2^1 - 2^1 + 1)(2^1 + 2^1 + 1).$$

## A FORMULA BY GAUSS FOR $x^n - y^n$

Thus each of these factors must divide one of the factors in the right-hand-side of (A6.63). Without entering into further details we state only the results:

$$\begin{aligned}
 2^{105} - 2^{53} + 1 &= \\
 &= \frac{(2^{35} - 2^{18} + 1)(2^{21} + 2^{11} + 1)(2^{15} - 2^8 + 1)(2^1 - 2^1 + 1)}{(2^7 - 2^4 + 1)(2^5 + 2^3 + 1)(2^3 + 2^2 + 1)} Q_{210}(2) \\
 2^{105} + 2^{53} + 1 &= \\
 &= \frac{(2^{35} + 2^{18} + 1)(2^{21} - 2^{11} + 1)(2^{15} + 2^8 + 1)(2^1 + 2^1 + 1)}{(2^7 + 2^4 + 1)(2^5 - 2^3 + 1)(2^3 - 2^2 + 1)} Q'_{210}(2).
 \end{aligned}$$

These show great structural resemblance to (A6.29) for  $n = 105$ .  $Q_{210}(z)$  and  $Q'_{210}(z)$  are (primitive) polynomial factors of  $2z^{104} - 2z^{52} + 1$  and  $2z^{104} + 2z^{52} + 1$ , respectively.—The only difficulty in computing such algebraic Aurifeuillian factorizations involves choosing, in each position within the factorizations, the correct one of the two Aurifeuillian factors  $L$  or  $M$  possible. The problem is not too difficult theoretically and a solution can be found in [1], Iv–Ivii, but if in doubt about which one of the two alternatives to choose, you can always verify numerically whether or not any particular factor divides the left-hand-side.—Larger tables of factors of  $a^n \pm b^n$ , such as [1], are usually organized so as to keep track of Aurifeuillian factors, and of course this information is made heavy use of in the factorization process.

**Exercise A6.4. Aurifeuillian factorizations.** Factorize  $3^{87} + 1$ ,  $5^{55} - 1$ ,  $6^{54} + 1$ ,  $7^{49} + 1$  and  $12^{39} + 1$ .

## A Formula by Gauss for $x^n - y^n$

There is another very interesting way of writing the cyclotomic polynomial, which is related to the theory of quadratic residues. This theory was established by Gauss in his *Disquisitiones Arithmeticae* [3]. The theorem proved by Gauss is that for prime exponents  $p$

$$4 \frac{x^p - y^p}{x - y} = R^2(x, y) - (-1)^{\frac{p-1}{2}} p S^2(x, y), \quad (\text{A6.64})$$

or

$$4\Phi_p(z) = R^{*2}(z) - (-1)^{\frac{p-1}{2}} p S^{*2}(z), \quad (\text{A6.64}^*)$$

if we prefer the more compact one-variable notation. Here,  $R$  and  $S$  are homogeneous polynomials in the variables  $x$  and  $y$  with integer coefficients. As an example we consider

$$\begin{aligned}
 4 \frac{x^7 - y^7}{x - y} &= 4(x^6 + x^5y + x^4y^2 + x^3y^3 + x^2y^4 + xy^5 + y^6) = \\
 &= (2x^3 + x^2y - xy^2 - 2y^3)^2 + 7(x^2y + xy^2)^2.
 \end{aligned}$$

Kraitchik [4] generalized Gauss' formula to odd composite square-free values of the exponent  $n$ . Also in this case the cyclotomic polynomial  $\Phi_n(z)$  comes into play. The simplest case is  $n = 15$ :

$$4 \frac{x^{15} - y^{15}}{x^5 - y^5} \frac{x - y}{x^3 - y^3} = 4(x^8 - x^7y + x^5y^3 - x^4y^4 + x^3y^5 - xy^7 + y^8) = \\ = (2x^4 - x^3y - 4x^2y^2 - xy^3 + 2y^4)^2 + 15(x^3y - xy^3)^2.$$

In Table 23 at the end of this book, the reader will find the coefficients of the polynomials  $R^*$  and  $S^*$  for all square-free odd  $n$  up to  $n = 149$ .—We mention these formulas because they may be of use in connection with Euler's method, discussed on p. 151.

**Exercise A6.5. Deduction of Gauss' formulas.** Table 23 at the end of the book has been computed in the following way (for notation, see p. 436):

$$4\Phi_n(z) = A_n^2(z) - (-1)^{\frac{n-1}{2}} n z^2 B_n^2(z) = \\ = \left( A_n(z) - (-1)^{\frac{n-1}{4}} \sqrt{n} z B_n(z) \right) \left( A_n(z) + (-1)^{\frac{n-1}{4}} \sqrt{n} z B_n(z) \right).$$

The polynomial  $\Phi_n(z)$  has the  $\varphi(n)$  zeros  $z_k = e^{2\pi i k/n}$ ,  $1 \leq k \leq n$ ,  $(k, n) = 1$ . Find a rule to decide which of these numbers are zeros of the first factor and which are zeros of the second factor of  $\Phi_n(z)$ . Use complex multiplication of the appropriate zeros, written in the form  $z_k = \cos(2\pi k/n) + i \sin(2\pi k/n)$ , to form the polynomial  $2 \prod (z - z_k)$ , identical to the second factor. The real parts of the terms of this polynomial now form  $A_n(z)$  and the imaginary parts form  $i\sqrt{n} z B_n(z)$ , if  $n \equiv 3 \pmod{4}$ . How can  $A_n$  and  $B_n$  be found, if  $n \equiv 1 \pmod{4}$ ? Check the results of your computations with some of the entries in Table 23.

## Bibliography

1. John Brillhart, D. H. Lehmer, J. L. Selfridge, Bryant Tuckerman and S. S. Wagstaff, Jr., *Factorizations of  $b^n \pm 1$* ,  $b = 2, 3, 5, 6, 7, 10, 11, 12$  up to High Powers, Second edition, American Mathematical Society, Providence R. I., 1988.
2. A. Schinzel, "On Primitive Factors of  $a^n - b^n$ ," *Proc. Cambr. Philos. Soc.* **57** (1962).
3. C. F. Gauss, *Untersuchungen über hhere Arithmetik*, Chelsea Publishing Company, New York, 1965, pp. 425–428 (articles 356–357).
4. Maurice Kraitchik, *Recherches sur la Théorie des Nombres*, Tome II, *Factorisation*, Paris, 1929, pp. 1–7.
5. Maurice Kraitchik, *Recherches sur la Théorie des Nombres*, Gauthiers-Villars, Paris, 1924, pp. 87–88.
6. Richard P. Brent, "A Table of Lucas's Polynomials for Square-free  $n < 180$ ," Personal communication, September 1992.
7. Richard P. Brent, "On Computing Factors of Cyclotomic Polynomials," *Math. Comp.* **61** (1993) pp. 131–149.

## APPENDIX 7

### ELLIPTIC CURVES

#### Cubics

An algebraic curve of the third degree is called a *cubic*. The general cubic equation, linking two variables  $x$  and  $y$ :

$$a_0y^3 + a_1xy^2 + a_2x^2y + a_3x^3 + a_4y^2 + a_5xy + a_6x^2 + a_7y + a_8x + a_9 = 0 \quad (\text{A7.1})$$

corresponds to a cubic in the  $xy$ -plane. (For the curve to be a cubic, at least one of the coefficients  $a_0, a_1, a_2$ , or  $a_3$  has to be  $\neq 0$ .) Please note that since the curve is determined only by the ratios  $a_0 : a_1 : a_2 : a_3 : a_4 : a_5 : a_6 : a_7 : a_8 : a_9$  of its 10 coefficients, only 9 of these are independent. If the polynomial in (A7.1) splits into factors, the curve is called *reducible*. It is then equivalent either to a conic and a straight line, or to three straight lines (of which two or all three may coincide). We are interested in the sequel only in *irreducible* cubics.

A straight line intersects a cubic in at most three real points. If the coefficients of the cubic are all real, then a straight line through two (real) points  $Q_1$  and  $Q_2$  of the cubic always intersects the cubic in a third real point  $Q_3$  (which might be a point at infinity). This follows from the fact that if we eliminate one of  $x$  or  $y$  between (A7.1) and a linear equation  $ax + by + c = 0$ , then we arrive at a third degree equation in the remaining variable. If the points  $Q_1$  and  $Q_2$  happen to coincide, the straight line is the *tangent* to the cubic in this point, intersecting the curve again in at most one point.

For some cubics and for some choices of the point  $Q_1$ , it may happen that the elimination hinted at above results in an equation, always having a double root, corresponding to the point  $Q_1$ . In such a case every straight line through  $Q_1$  intersects the cubic in (at most) one more point. Such a cubic is called *singular* and the point  $Q_1$  is called a *singular point* on the cubic.

**Example.** Consider the cubic  $x^3 + y^3 = 9xy$ , see fig. A7.1. This is a singular cubic with a singular point at the origin. This particular type of singular point is called a *double point*. A straight line through the origin,  $y = kx$ , intersects the curve in a second point, whose  $x$ -coordinate is determined by the equation  $x^3 + k^3x^3 = 9x \cdot kx$ , leading to  $x = 9k/(1 + k^3)$ .

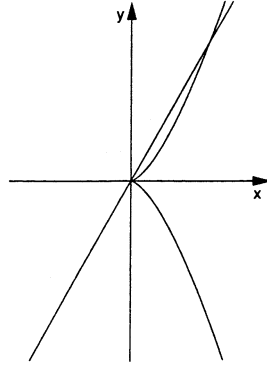
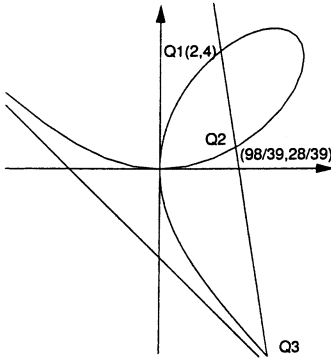


Fig. A7.1. The cubic  $x^3 + y^3 = 9xy$       Fig. A7.2. Semicubical parabola  $y^2 = x^3$

This gives us the point  $(9k/(1+k^3), 9k^2/(1+k^3))$  on the curve. The case  $k = -1$  corresponds to the point at infinity in the direction  $(1, -1)$ , which is also the direction of the asymptote to the curve.

We are now going to look at a case, where a straight line intersects the curve in three distinct points. Since  $2^3 + 4^3 = 9 \cdot 2 \cdot 4$ , the point  $Q_1 = (2, 4)$  is on the curve. The reader may verify that the point  $Q_2 = (98/39, 28/39)$  is also on the curve. The equation of the straight line through  $Q_1$  and  $Q_2$  can be written

$$y - 4 = \frac{\frac{28}{39} - 4}{\frac{98}{39} - 2}(x - 2) = -6.4(x - 2), \text{ or } y = 16.8 - 6.4x.$$

Substituting this in the cubic leads to the equation

$$\begin{aligned} x^3 + (16.8 - 6.4x)^3 - 9x(16.8 - 6.4x) &= \\ &= (1 - 6.4^3)x^3 + (3 \cdot 16.8 \cdot 6.4^2 + 9 \cdot 6.4)x^2 + \dots = 0, \end{aligned}$$

satisfied by the  $x$ -coordinates of all three points  $Q_1$ ,  $Q_2$ , and  $Q_3$ . Since  $x_1 + x_2 + x_3$  in a cubic equation =  $-(\text{the coefficient of } x^2)$ , if the coefficient of  $x^3$  is 1, we find  $Q_3 = (x_3, y_3)$  with

$$\begin{cases} x_3 = \frac{2121.984}{261.144} - x_1 - x_2 = \frac{112}{31} \\ y_3 = 16.8 - 6.4x_3 = -\frac{196}{31}. \end{cases}$$

## HOMOGENEOUS COORDINATES

### Rational Points on Rational Cubics

If all the coefficients in (A7.1) are rational numbers (or could be made rational by multiplication by the same constant  $\neq 0$ ), the curve is called a *rational cubic*. A *rational point* is a point with both coordinates being rational numbers. Rational points on rational cubics have been much studied, since the search for these points is just another way of stating the problem of solving a third degree diophantine equation in two unknowns. Some observations, valid for rational cubics, may be inferred from the computations in the example given in the last section. If we have found two rational points  $Q_1$  and  $Q_2$ , a third rational point  $Q_3$  can be found, since the computations all were done using rational operations on rational numbers. Also, if only one rational point  $Q_1$  is known on the curve, we can still find another point  $Q_2$  by computing the tangent to the curve at the point  $Q_1$ . The point  $Q_2$  will come out rational because the derivative of  $y$  at  $x_1$ , which is the slope of the tangent, can also be computed by using only rational operations on rational numbers. There is, however, one exception from this reasoning, viz. when the new point is at infinity. We shall address this case in the next section.

### Homogeneous Coordinates

One way to cope with the points at infinity is to introduce what is called *homogeneous coordinates*. Formally we put

$$x = \frac{X}{Z} \quad \text{and} \quad y = \frac{Y}{Z}, \quad (\text{A7.2})$$

and denote the point  $(x, y)$  as  $(X, Y, Z)$  in homogeneous coordinates. In this new representation at least one of the coordinates must be  $\neq 0$ . Substituting this in (A7.1) and multiplying with  $Z^3$  results in

$$\begin{aligned} a_0 Y^3 + a_1 X Y^2 + a_2 X^2 Y + a_3 X^3 + a_4 Y^2 Z + a_5 X Y Z + \\ + a_6 X^2 Z + a_7 Y Z^2 + a_8 X Z^2 + a_9 Z^3 = 0. \end{aligned} \quad (\text{A7.3})$$

Because of the homogeneous form of the left hand side of (A7.3), only the ratios  $X : Y : Z$  count. For any finite point we may put  $Z = 1$ , and we then have  $x = X$  and  $y = Y$ , and thus  $(x, y) = (X, Y, 1)$  for all finite points. For points at infinity,  $Z = 0$ , and the point at infinity in the direction of the line  $y = ax + b$ , or  $Y = aX + bZ$ , is  $(1, a, 0)$ . Please note that the two directions of the line are identified. This identification results in the *projective plane*. In the projective plane there is precisely one point at infinity for each direction in the plane, and parallel lines are considered having exactly one point in common, viz. that point at infinity which corresponds to their common direction. All points at infinity are considered to be on a straight line, the *line at infinity*, having the equation  $Z = 0$ .—Using this model, we have the following nice

## ELLIPTIC CURVES

**Theorem A7.1.** A curve of degree  $n$  and a straight line always have  $n$  intersections, real or complex, distinct or coincident, finite or infinite.

We do not give a proof, but just give some examples. Consider the curve  $y^2 = x^3$  (the semicubical parabola, Fig. A7.2), or  $Y^2Z = X^3$  in homogeneous coordinates. A straight line through the origin, not running parallel to the  $y$ -axis, can be written  $y = kx$  or  $Y = kX$ . The points of intersection are found from the system

$$\begin{cases} Y^2Z = X^3 \\ Y = kX \end{cases} \quad \text{or} \quad k^2X^2Z = X^3,$$

having a double root  $X = 0, Y = 0, Z \neq 0$  and a single root satisfying  $k^2Z = X$ . Thus its three roots are  $(0, 0, 1)$ ,  $(0, 0, 1)$ , and  $(k^2, k^3, 1)$ . All roots are real and finite.

Now, let the line be the  $y$ -axis,  $X = 0$ . The system goes

$$\begin{cases} Y^2Z = X^3 \\ X = 0 \end{cases} \quad \text{or} \quad Y^2Z = 0,$$

having a double root  $X = 0, Y = 0, Z \neq 0$  and a single root  $Z = 0$ . The three points of intersection in this case are  $(0, 0, 1)$ ,  $(0, 0, 1)$ , and  $(0, 1, 0)$ . This last point is the point at infinity in the direction of the  $y$ -axis. Finally, intersect the curve with the line  $x = -1$ , or  $X = -Z$ . The system will be

$$\begin{cases} Y^2Z = X^3 \\ X = -Z \end{cases} \quad \text{or} \quad -Y^2X = X^3,$$

with the solutions  $(0, 1, 0)$  and  $(-1, \pm i, 1)$ . One point of intersection is again the point at infinity  $(0, 1, 0)$ , the other two points have complex coordinates.

### Elliptic Curves

Lately, rational points on rational cubics have been used in the so-called *Elliptic Curve Method*, or ECM, for factoring large numbers and for proving the primality of large primes. In these applications only certain particular types of cubics are used, the *elliptic curves*. These can be written as

$$y^2 = Ax^3 + Bx^2 + Cx + D. \quad (\text{A7.4})$$

In this equation one can remove some of the terms by making rational transformations. One frequently used form is

$$y^2 = x^3 + Cx + D \quad \text{with} \quad 4C^3 + 27D^2 \neq 0. \quad (\text{A7.5})$$

## RATIONAL POINTS ON ELLIPTIC CURVES

We are, however, going to present the theory using another quite advantageous representation, suggested by Peter Montgomery in [1], viz.

$$By^2 = x^3 + Ax^2 + x, \quad \text{with} \quad B(A^2 - 4) \neq 0. \quad (\text{A7.6})$$

This corresponds to the curve

$$y = \pm \sqrt{x(x^2 + Ax + 1)/B},$$

which is obviously symmetric about the  $x$ -axis. The zeros of  $y$  are  $x_1 = 0$  and the roots of  $x^2 + Ax + 1 = 0$ , which are  $x_{2,3} = (-A \pm \sqrt{A^2 - 4})/2$  and thus are real if, and only if  $|A| > 2$ . Two different types of curves exist, depending on whether all three roots are real or just one of them is. See Fig. A7.3.

The condition  $B(A^2 - 4) \neq 0$  ensures that the cubic is irreducible and non-singular. The construction described above for finding new rational points on an arbitrary rational cubic of course also works for elliptic curves. On top of this, on the elliptic curve we also always have the point, symmetric with respect to the  $x$ -axis, to any given or constructed point. See Fig. A7.4.

A remarkable property of these points was discovered by Jacobi. If we call  $Q_1 + Q_2 = Q_3$ , where “+” stands for the composition rule that takes us from the two points  $Q_1$  and  $Q_2$  to the point  $Q_3$ , it turns out that the points form an abelian group  $E(A, B)$  with “+” as the group operation. The neutral element  $I$  is the point at infinity  $(0, 1, 0)$  in the direction of the  $y$ -axis, and the inverse of a point is the point, symmetric with respect to the  $x$ -axis. Finally we have to prove the associative law for arbitrary elements,  $Q_1 + (Q_2 + Q_3) = (Q_1 + Q_2) + Q_3$ . We shall come back to this a little later.

### Rational Points on Elliptic Curves

To find an elliptic curve with rational points, start with the representation  $By^2 = x^3 + Ax^2 + x$ , take  $A \neq \pm 2$  and rational, choose a rational number  $x$ , and take  $B$  such that the point  $(x, 1)$  is on the curve, i.e., take  $B = x^3 + Ax^2 + x$ . From the composition rule for the points  $Q_1 = (u_1, v_1)$  and  $Q_2 = (u_2, v_2)$  we now calculate  $Q_1 + Q_2 = Q_3 = (u_3, v_3)$  as follows: Put

$$\lambda = \begin{cases} \frac{v_2 - v_1}{u_2 - u_1}, & \text{if } u_1 \neq u_2; \\ \frac{3u_1^2 + 2Au_1 + 1}{2Bv_1}, & \text{if } u_1 = u_2 \text{ and } v_1 = v_2 \neq 0. \end{cases} \quad (\text{A7.7})$$



## ELLIPTIC CURVES

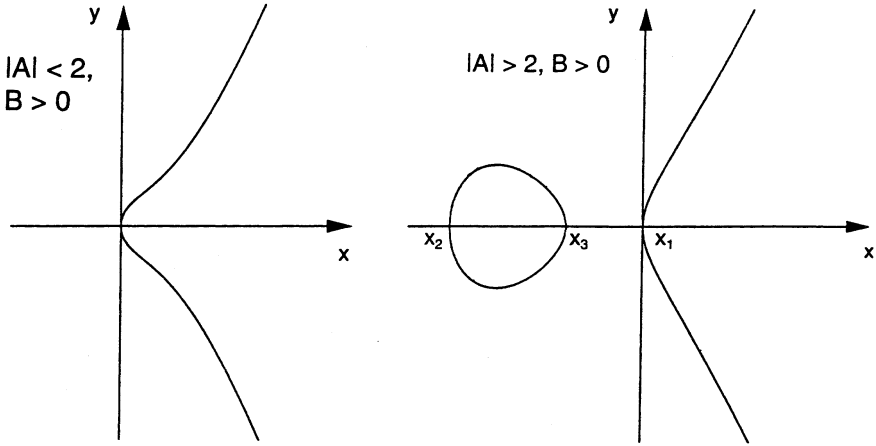


Fig. A7.3. Two types of elliptic curves

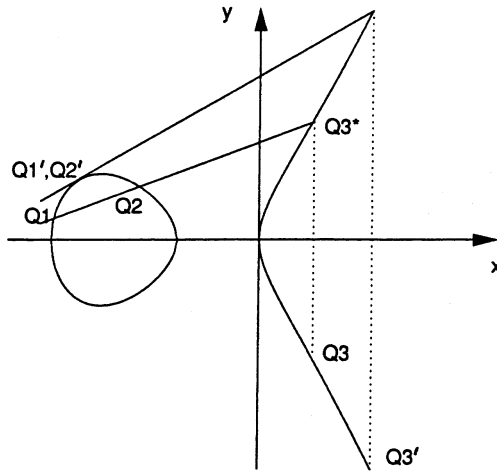


Fig. A7.4. Rational points on an elliptic curve

The equation of the straight line  $Q_1Q_2$  is  $y - v_1 = \lambda(x - u_1)$ . This line intersects the curve when

$$B(v_1 + \lambda(x - u_1))^2 = x^3 + Ax^2 + x, \quad \text{i.e.,} \quad x^3 - x^2(B\lambda^2 - A) + \dots = 0.$$

Thus  $u_1 + u_2 + u_3 = B\lambda^2 - A$ , and so

$$\begin{cases} u_3 = B\lambda^2 - A - u_1 - u_2 \\ v_3 = -v_1 - \lambda(u_3 - u_1). \end{cases} \quad (\text{A7.8})$$

## RATIONAL POINTS ON ELLIPTIC CURVES

Two cases remain to discuss. If  $u_1 = u_2$  and  $v_1 = -v_2$  or if  $u_1 = u_2$  and  $v_1 = v_2 = 0$ . In both cases  $\lambda = \infty$ , and thus  $Q_1 + Q_2 = (0, 1, 0) = I$ , the neutral element of the group.

Now, as is explained in chapter 6, the elliptic curve method makes use only of the  $x$ -coordinates of certain multiples of the same element, i.e., of compositions of the type  $P + P + P + \dots + P$ . With  $n$  such "terms"  $P = (x_1, y_1)$ , we shall denote the result by  $P_n = (x_n, y_n) = nP$ . Since the successive multiples of the same element in *any* group form an abelian subgroup, we have proved the associative law for this case, which is all that we need to know for our purpose.

To be able to compute  $nP$  for large values of  $n$  by a reasonably fast algorithm, we shall make use of the binary representation of  $n$ , just as we did to compute  $a^n \bmod p$  on p. 87. This means that we will have to compute  $2nP$  and/or  $(2n+1)P$  from  $P, nP$ , and  $(n+1)P$ . Because we shall, as we mentioned above, need only the  $x$ -coordinates of some multiples of  $P$ , we could make a shortcut and cut out about half of the computations if we could find a set of formulas in which the  $x$ -coordinates only are referenced. With  $Q_1 = Q_2 = (x_n, y_n)$  in the first of the equations (A7.8), we find for  $2(x_n, y_n) = (x_n, y_n) + (x_n, y_n) = (x_{2n}, y_{2n})$ :

$$x_{2n} = \frac{(3x_n^2 + 2Ax_n + 1)^2}{4(x_n^3 + Ax_n^2 + x_n)} - A - 2x_n = \frac{(x_n^2 - 1)^2}{4x_n(x_n^2 + Ax_n + 1)}. \quad (\text{A7.9})$$

The computation with rational numbers in (A7.9) can be replaced by computing entirely with integers if we make use of homogeneous coordinates. If we replace  $x_i$  by  $X_i/Z_i$ , (A7.9) transforms to

$$\frac{X_{2n}}{Z_{2n}} = \frac{(X_n^2 - Z_n^2)^2}{4X_n Z_n (X_n^2 + AX_n Z_n + Z_n^2)}. \quad (\text{A7.10})$$

Since, in homogeneous coordinates, only the ratios  $X_i : Y_i : Z_i$  count, we can rewrite (A7.10) as

$$\begin{cases} X_{2n} = (X_n^2 - Z_n^2)^2 \\ Z_{2n} = 4X_n Z_n (X_n^2 + AX_n Z_n + Z_n^2), \end{cases} \quad (\text{A7.11})$$

now working with integers only.

How about  $x_{2n+1}$ ? An obvious way to compute this quantity would be to try to evaluate  $(x_{2n}, y_{2n}) + (x_1, y_1)$ , but, according to (A7.8) this would need the value of  $y_{2n}$  (inherent in  $\lambda$ ), which we are trying to avoid. But there is a trick! This is to first find formulas for running the composition rule one step *backwards*, i.e., to calculate  $Q_2 - Q_1 = Q_0$ , which means to find  $Q_0$  such that  $Q_1 + Q_0 = Q_2$ . This is actually easy, since  $(u_1, v_1) + (u_1, -v_1) = I$ , the neutral element, from which we find  $-(u_1, v_1) = (u_1, -v_1)$ , and thus  $Q_2 - Q_1 = Q_2 + (u_1, -v_1)$ . (The reader is asked to look at Fig. A7.5, which clarifies this.) So we only have to substitute

## ELLIPTIC CURVES

$-v_1$  for  $v_1$  in the formulas for  $Q_2 + Q_1$  to find  $Q_2 - Q_1$ . The first step for carrying this out is to rewrite (A7.8) in a more suitable form for our purpose:

$$\begin{aligned}
 u_3(u_1 - u_2)^2 &= B(v_1 - v_2)^2 - (A + u_1 + u_2)(u_1 - u_2)^2 = \\
 &= -2Bv_1v_2 + u_1^3 + u_2^3 + u_1 + u_2 + A(u_1^2 + u_2^2 - (u_1 - u_2)^2) - \\
 &\quad - (u_1 + u_2)(u_1 - u_2)^2 = \\
 &= -2Bv_1v_2 + u_1u_2(u_1 + u_2 + 2A) + u_1 + u_2 = \\
 &= B(u_2v_1 - u_1v_2)^2/(u_1u_2). \tag{A7.12}
 \end{aligned}$$

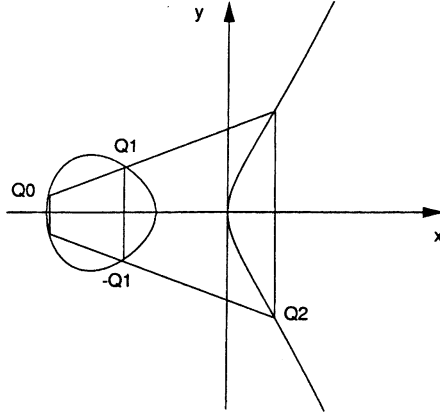


Fig. A7.5. How to find  $Q_0 = Q_2 - Q_1$

Now, performing in (A7.12) the substitution  $v_1 \mapsto -v_1$ , mentioned above, we find for  $Q_2 - Q_1 = (u_0, v_0)$

$$u_0(u_1 - u_2)^2 = B(u_2v_1 + u_1v_2)^2/(u_1u_2). \tag{A7.13}$$

Multiplying (A7.12) and (A7.13) yields

$$\begin{aligned}
 u_1u_3(u_1 - u_2)^4 &= (u_2^2Bv_1^2 - u_1^2Bv_2^2)^2/(u_1u_2)^2 = \\
 &= (u_2(u_1^2 + Au_1 + 1) - u_1(u_2^2 + Au_2 + 1))^2 = (u_1u_2 - 1)^2(u_1 - u_2)^2,
 \end{aligned}$$

or

$$u_0u_3 = \left( \frac{u_1u_2 - 1}{u_2 - u_1} \right)^2. \tag{A7.14}$$

Using the previously introduced notation  $j(x_1, y_1) = (x_j, y_j)$  and taking  $(u_1, v_1)$  to be  $(x_n, y_n)$  and  $(u_2, v_2)$  to be  $(x_{n+1}, y_{n+1})$  in (A7.14), we arrive at

$$u_3 = x_{2n+1} = \frac{(x_nx_{n+1} - 1)^2}{x_1(x_{n+1} - x_n)^2}. \tag{A7.15}$$

Changing, as in (A7.9), to homogeneous coordinates, we find

$$\begin{cases} X_{2n+1} = Z_1(X_n X_{n+1} - Z_n Z_{n+1})^2 = \\ \quad = Z_1((X_{n+1} - Z_{n+1})(X_n + Z_n) + (X_{n+1} + Z_{n+1})(X_n - Z_n))^2 \\ Z_{2n+1} = X_1(Z_n X_{n+1} - X_n Z_{n+1})^2 = \\ \quad = Z_1((X_{n+1} - Z_{n+1})(X_n + Z_n) - (X_{n+1} + Z_{n+1})(X_n - Z_n))^2 \end{cases} \quad (\text{A7.16})$$

for the computation of  $(2n + 1)P$ . The rightmost versions of these expressions is useful when it comes to do the computing with a minimum number of multiplications, in order to save computing time.

**Example.** How much is  $13P$ , if  $P = (2, \frac{18}{11})$  on the curve  $-\frac{121}{80}y^2 = x^3 - \frac{281}{80}x^2 + x$ ? Here  $A = -\frac{281}{80}$  and  $x_1 = \frac{2}{1}$ , giving  $X_1 = 2, Z_1 = 1$ . To find  $13P$  we have to find (in the reverse order)  $6P, 7P, 3P, 4P$ , and  $2P$ . First, since  $A$  has the denominator 80, it is practical to rework (A7.11) so that its second equation contains  $80A$  instead of  $A$ . This is done by multiplying both right-hand sides by the factor 20. (There is already a factor 4, which can be used!) So, instead of (A7.11) we shall use

$$X_{2n} = 20(X_n^2 - Z_n^2)^2, \quad Z_{2n} = X_n Z_n (80X_n^2 - 281X_n Z_n + 80Z_n^2).$$

Using this and (A7.16), we first find  $X_2 = 20 \cdot 3^2 = 180, \quad Z_2 = 2 \cdot (-162) = -324$ , or reducing by the common factor 36, which is allowed, because only the ratios  $X_i : Z_i$  count,  $X_2 = 5, Z_2 = -9$ . Next,  $X_3 = 1(2 \cdot 5 + 1 \cdot 9)^2 = 361, Z_3 = 2(5 \cdot 1 + 2 \cdot 9)^2 = 1058. X_4 = 20(25 - 81)^2 = 20 \cdot 56^2, Z_4 = -5 \cdot 9 \cdot 21125$ , or reducing by the common factor 5:  $X_4 = 12544, Z_4 = -190125$ . In the next step the numbers are growing large, and we find

$$\frac{X_6}{Z_6} = -\frac{54\,34478\,08005}{7\,79766\,53049}, \quad \frac{X_7}{Z_7} = \frac{21\,15226\,16013\,20978}{6\,70870\,37371\,82329},$$

and, finally

$$\begin{aligned} \frac{X_{13}}{Z_{13}} &= \\ &= \frac{14\,44388\,73457\,14660\,69955\,28641\,74088\,77911\,78150\,31827\,40910\,72921}{5\,60785\,59524\,07038\,76953\,58129\,33042\,55159\,61434\,63257\,76950\,00578} \end{aligned}$$

**Exercise A7.1.** Use the binary representation of  $n$  to write down those intermediate multiples of  $P$ , which are needed to finally reach  $nP$  by the technique just sketched. E.g. for  $n = 187 = 10111011_2$ , we have to do  $mP$  for  $m = 2, 3, 5, 6, 11, 12, 23, 24, 46, 47, 93$ , and 94. How are these numbers found? In order to compute the corresponding values of  $mP$ , sometimes one has to do  $x_i^2$ , sometimes  $x_{i+1}^2$ . Can you find a rule for when one or the other of these is needed? Check the example just given by programming (A7.11) and (A7.16) on your computer, using the rules you have found.

An important result on the rational points of rational cubics is given in the following theorem of L. J. Mordell:

**Theorem A7.2.** The group  $E(A, B)$  of rational points on the rational cubic  $By^2 = x^3 + Ax^2 + x$  is finitely generated.

For a proof, which is beyond the scope of this book, see [2], Ch. 6. pp. 120–137. Mordell's theorem tells us that we can reach all the rational points on an elliptic curve from just a finite number of them, by successively applying the construction described above to find new rational points from given ones.

If we study the group  $E(A, B)$  over a finite field  $\mathbb{F}_q$ , i.e., modulo a prime power  $q = p^\alpha$ , then the number of generators in Mordell's theorem comes down to at most two. This is expressed in

**Theorem A7.3.** If  $E$  is an elliptic curve over a finite field  $\mathbb{F}_q$ , the the group  $E_{\mathbb{F}_q}$  is either cyclic or a product of two cyclic groups. In the latter case let the order of these two groups be  $d_1$  and  $d_2$  with  $d_1 \leq d_2$ . Then  $d_1 | d_2$  and  $d_1 | q - 1$ .

In the first case of this theorem, when  $E_{\mathbb{F}_q}$  is cyclic, one may put  $d_1 = 1$  and use the formulas for the latter case.

Another important result for the group  $E(A, B)$  is a theorem of Helmut Hasse. If the elements of the group are all reduced mod  $p$ , we get another group, which we can denote by  $E_p(A, B)$ . The theorem of Hasse states something about the order of this reduced group:

**Theorem A7.4.** The order of  $E_p(A, B)$  lies in the interval

$$I_p = (p + 1 - 2\sqrt{p}, p + 1 + 2\sqrt{p}).$$

The theorem of Hasse is extended by another useful theorem, proved by William Waterhouse in 1969:

**Theorem A7.5.** There exist constants  $A, B$ , such that the group  $E_p(A, B)$  has any prescribed order  $n$  in the interval  $I_p$ . Also, the order of the groups  $E_p(A, B)$  for various values of  $A$  and  $B$  are fairly equidistributed in this interval.

For a discussion on these matters, see [2], Ch. 13, pp. 242–261.

## Bibliography

1. Peter Montgomery, "Speeding the Pollard and Elliptic Curve Methods of Factorization," *Math. Comp.* **48** (1987) pp. 243–264.
2. Dale Husemöller, *Elliptic Curves*, Springer-Verlag, New York, 1987.
3. Henri Cohen, *A Course in Computational Algebraic Number Theory*, Springer-Verlag, 1993.

## APPENDIX 8

### CONTINUED FRACTIONS

#### Introduction

In this appendix we shall provide the reader with a glimpse at the theory of continued fractions. This is a fascinating and very useful theory, both theoretically and computationally. It is, however, a little neglected in mathematics courses, and there are only a few elementary books [1]–[4] on the subject.

#### What Is a Continued Fraction?

We start by making

**Definition A8.1.** A continued fraction is an expression of the form

$$b_0 + \frac{a_1}{b_1 + \frac{a_2}{b_2 + \frac{a_3}{b_3 + \cdots + \frac{a_n}{b_n}}}} \quad (\text{A8.1})$$

The numbers  $a_i$  are termed *partial numerators* and the numbers  $b_i$  (apart from  $b_0$ ) are called *partial denominators*. If all partial numerators  $a_i$  are equal to 1, and if  $b_0$  is an integer and all partial denominators  $b_i$  are *positive* integers, then the continued fraction is said to be *regular*.

Before we proceed we shall introduce a more convenient notation for the cumbersome (A8.1):

$$b_0 + \left[ \frac{a_1}{b_1} \right] + \left[ \frac{a_2}{b_2} \right] + \cdots + \left[ \frac{a_n}{b_n} \right]$$

A (finite) continued fraction (with rational  $a_i$ 's and  $b_i$ 's) represents a rational number. The significance of *regular* continued fractions is that if such an expansion is truncated at any point, then this shorter expansion (called *convergent*) will represent a number that approximates the value of the complete expansion. The greater the portion of the complete expansion used, the more accurate will the approximation be. Thanks to this property, regular continued fractions are of the utmost importance in the theory of approximation of real numbers by rational numbers.

## CONTINUED FRACTIONS

### Regular Continued Fractions. Expansions

Regular continued fractions are the simplest ones to deal with. They possess certain very simple and useful properties, which we now present.

To begin with, we show how to find the regular continued fraction expansion of a real number  $x$ . We would like to write  $x$  in the form

$$x = b_0 + \frac{1}{b_1 + \frac{1}{b_2 + \dots}} = b_0 + \frac{1}{b_1} + \frac{1}{b_2} + \dots, \quad (\text{A8.2})$$

where  $b_0$  is an integer and the partial denominators  $b_1, b_2, \dots$  all *positive* integers. This is achieved by successively computing the numbers given by the following algorithm:

$$\begin{aligned} b_0 = [x], \quad x_1 = \frac{1}{x - b_0}, \quad b_1 = [x_1], \quad x_2 = \frac{1}{x_1 - b_1}, \\ b_2 = [x_2], \quad x_3 = \frac{1}{x_2 - b_2}, \quad \dots, \quad b_n = [x_n], \quad x_{n+1} = \frac{1}{x_n - b_n}, \quad \dots \end{aligned} \quad (\text{A8.3})$$

The computation will *terminate* with one of the numbers  $x_i$  being exactly an integer, if and only if  $x$  is a *rational* number. If  $x$  is an *irrational* number, then the expansion is *infinite*.

**Example 1.** The regular continued fraction expansion of  $\sqrt{2}$  is computed as follows:

$$\begin{aligned} b_0 = [\sqrt{2}] = 1, \quad x_1 = \frac{1}{\sqrt{2} - 1} = \sqrt{2} + 1 \\ b_1 = [\sqrt{2} + 1] = 2, \quad x_2 = \frac{1}{\sqrt{2} + 1 - 2} = \sqrt{2} + 1. \end{aligned}$$

From this point on the calculation is repeated periodically. Thus,  $b_2$  and all subsequent  $b_i$ 's equal  $b_1=2$ , and the (infinite) expansion becomes

$$\sqrt{2} = 1 + \frac{1}{2} + \frac{1}{2} + \frac{1}{2} + \dots \quad (\text{A8.4})$$

**Example 2.** The base of the natural logarithms,  $e = 2.71828182\dots$ , yields

$$\begin{aligned} b_0 = 2, \quad x_1 = 1/0.71828182\dots = 1.39221119\dots \\ b_1 = 1, \quad x_2 = 1/0.39221119\dots = 2.54964677\dots \\ b_2 = 2, \quad x_3 = 1/0.54964677\dots = 1.81935024\dots \end{aligned}$$

## EVALUATING A CONTINUED FRACTION

$$\begin{aligned}
 b_3 &= 1, & x_4 &= 1/0.81935024 \dots = 1.22047928 \dots \\
 b_4 &= 1, & x_5 &= 1/0.22047928 \dots = 4.53557347 \dots \\
 b_5 &= 4, & x_6 &= 1/0.535573 \dots = 1.867157 \dots \\
 b_6 &= 1, & x_7 &= 1/0.867157 \dots = 1.153193 \dots \\
 b_7 &= 1, & x_8 &= 1/0.153193 \dots = 6.527707 \dots \\
 b_8 &= 6, & x_9 &= 1/0.5277 \dots = 1.8949 \dots \\
 b_9 &= 1, & x_{10} &= 1/0.8949 \dots = 1.1173 \dots \\
 b_{10} &= 1, & x_{11} &= 1/0.1173 \dots = 8.5226 \dots \\
 b_{11} &= 8, & \dots &
 \end{aligned}$$

This computation produces the famous expansion

$$e = 2 + \cfrac{1}{1} + \cfrac{1}{2} + \cfrac{1}{1} + \cfrac{1}{1} + \cfrac{1}{4} + \cfrac{1}{1} + \cfrac{1}{1} + \cfrac{1}{6} + \dots \quad (\text{A8.5})$$

Further, it is useful to observe that the expanded number  $x$  can always be recovered by first truncating the expansion at a partial denominator  $b_k$  and then replacing  $b_k$  by  $x_k$ :

$$x = b_0 + \cfrac{1}{b_1} + \cfrac{1}{b_2} + \dots + \cfrac{1}{b_{k-1}} + \cfrac{1}{x_k}. \quad (\text{A8.6})$$

This fact is an immediate consequence of algorithm (A8.3) above for the computation of the  $b_i$ 's, since  $x_k$  has precisely the expansion

$$b_k + \cfrac{1}{b_{k+1}} + \cfrac{1}{b_{k+2}} + \dots$$

This is actually identical to the part of the expansion following the partial denominator  $b_{k-1}$  in the expansion of the original number  $x$ .—Thus, from the expansion (A8.4) above of  $\sqrt{2}$  we find

$$\sqrt{2} = 1 + \cfrac{1}{2} + \cfrac{1}{2} + \dots + \cfrac{1}{2} + \cfrac{1}{\sqrt{2} + 1}, \quad (\text{A8.7})$$

the dots representing an arbitrary number of partial denominators = 2.

### Evaluating a Continued Fraction

How can the value of a regular continued fraction be calculated? The first time you see a continued fraction written down, such as

$$\frac{243}{89} = 2 + \cfrac{1}{1} + \cfrac{1}{2} + \cfrac{1}{1} + \cfrac{1}{2} + \cfrac{1}{2} + \cfrac{1}{3}$$



## CONTINUED FRACTIONS

you may think that the only way to evaluate this expression is to start at the bottom and compute backwards through the fractions, as follows:  $2 + \frac{1}{3} = \frac{7}{3}$ ,  $2 + \frac{3}{7} = \frac{17}{7}$ ,  $1 + \frac{7}{17} = \frac{24}{17}$ ,  $2 + \frac{17}{24} = \frac{65}{24}$ ,  $1 + \frac{24}{65} = \frac{89}{65}$  and, finally,  $2 + \frac{65}{89} = \frac{243}{89}$ .

However, there is another algorithm which actually runs *forwards* through the partial denominators. It is based on the following

**Theorem A8.1.** Let  $b_0$  be an integer and let all partial denominators of the regular continued fraction

$$\frac{A_n}{B_n} = b_0 + \cfrac{1}{b_1} + \cfrac{1}{b_2} + \cdots + \cfrac{1}{b_n} \quad (\text{A8.8})$$

be integers  $> 0$ . Let the so-called *partial quotients* or *convergents*  $A_s/B_s$  be given in their lowest terms. If we define  $A_{-1} = 1$ ,  $B_{-1} = 0$ ,  $A_0 = b_0$  and  $B_0 = 1$ , then  $A_n/B_n$  can be computed recursively by the formulas

$$\begin{cases} A_s = b_s A_{s-1} + A_{s-2} \\ B_s = b_s B_{s-1} + B_{s-2} \end{cases} \quad (\text{A8.9})$$

**Proof.**  $A_1/B_1 = b_0 + 1/b_1 = (b_1 b_0 + 1)/b_1$ , which gives  $A_1 = b_1 b_0 + 1 = b_1 A_0 + A_{-1}$  and  $B_1 = b_1 = b_1 B_0 + B_{-1}$ , so that the recursion formulas hold for  $s = 1$ . If they hold for  $s$ , how can they be proved for  $s + 1$ ? Well, the partial quotient  $A_{s+1}/B_{s+1}$  can be constructed from  $A_s/B_s$  simply by writing  $b_s + 1/b_{s+1}$  for  $b_s$ . Thus, if (A8.9) holds for  $s$ , then also

$$\begin{aligned} \frac{A_{s+1}}{B_{s+1}} &= \frac{(b_s + \frac{1}{b_{s+1}})A_s + A_{s-2}}{(b_s + \frac{1}{b_{s+1}})B_s + B_{s-2}} = \frac{b_s A_s + A_{s-2} + \frac{A_{s-1}}{b_{s+1}}}{b_s B_s + B_{s-2} + \frac{B_{s-1}}{b_{s+1}}} = \\ &= \frac{A_s + \frac{A_{s-1}}{b_{s+1}}}{B_s + \frac{B_{s-1}}{b_{s+1}}} = \frac{b_{s+1} A_s + A_{s-1}}{b_{s+1} B_s + B_{s-1}}, \end{aligned}$$

which agrees with (A8.9) if we choose

$$\begin{cases} A_{s+1} = b_{s+1} A_s + A_{s-1} \\ B_{s+1} = b_{s+1} B_s + B_{s-1} \end{cases}$$

But how can we ensure that the fraction  $A_{s+1}/B_{s+1}$  will be given in its *lowest terms*? This is guaranteed by another important theorem, viz.

**Theorem A8.2.** The  $A_s$  and  $B_s$  as defined in (A8.9) satisfy

$$A_{s-1} B_s - A_s B_{s-1} = (-1)^s. \quad (\text{A8.10})$$

## EVALUATING A CONTINUED FRACTION

**Proof.**  $A_{-1}B_0 - A_0B_{-1} = 1 \cdot 1 - b_0 \cdot 0 = 1$ , so that the relation holds for  $s = 0$ . Suppose it holds for a particular value of  $s$ . Then for  $s + 1$  we obtain

$$\begin{aligned} A_s B_{s+1} - A_{s+1} B_s &= A_s (b_{s+1} B_s + B_{s-1}) - (b_{s+1} A_s + A_{s-1}) B_s = \\ &= -(A_{s-1} B_s - A_s B_{s-1}) = -(-1)^s = (-1)^{s+1}. \end{aligned}$$

From this theorem it follows that all partial quotients  $A_s/B_s$  are in their lowest terms, because if  $A_s$  and  $B_s$  had a common factor  $d > 1$ , then this factor would certainly appear as a divisor of  $A_{s-1}B_s - A_sB_{s-1}$ . This result concludes the proof of Theorem A8.1.

The recursion formulas (A8.9) immediately give rise to the following tabular scheme for the efficient calculation of the value of a regular continued fraction:

	$b_1$	$b_2$	$\dots$	$b_{s-1}$	$b_s$	$b_{s+1}$	$\dots$
$\frac{1}{0}$	$\frac{b_0}{1}$	$\frac{b_1 \cdot b_0 + 1}{b_1 \cdot 1 + 0}$	$\dots$	$\frac{A_{s-2}}{B_{s-2}}$	$\frac{A_{s-1}}{B_{s-1}}$	$\frac{b_s \cdot A_{s-1} + A_{s-2}}{b_s \cdot B_{s-1} + B_{s-2}}$	$\dots$

The method is as follows: First, write down the two left-most partial quotients  $A_{-1}/B_{-1} = 1/0$  and  $A_0/B_0 = b_0/1$ . Next introduce the successive partial denominators  $b_1, b_2, b_3, \dots$ , at the head of the table. Finally, calculate  $A_s/B_s$  recursively by means of (A8.9), i.e., multiply the next  $b_i$  by the term below it and then add the term immediately to the left on the same line. Calculate first the numerator and then the denominator in each of the convergents by following this rule twice.

**Example.** The fraction  $243/89$  earlier developed can be re-calculated from its regular continued fraction expansion in the following way:

	1	2	1	2	2	3	
$\frac{1}{0}$	$\frac{2}{1}$	$\frac{3}{1}$	$\frac{8}{3}$	$\frac{11}{4}$	$\frac{30}{11}$	$\frac{71}{26}$	$\frac{243}{89}$

Formulas (A8.9) may surprise you at first sight, particularly the fact that both the numerator and the denominator satisfy the *same* recursion formula, but they arise as a natural consequence of the convergent  $A_n/B_n$  being a fractional linear function of  $b_n$ . Write

$$\frac{A(t)}{B(t)} = b_0 + \frac{1}{\left| b_1 \right|} + \frac{1}{\left| b_2 \right|} + \dots + \frac{1}{\left| b_{n-1} \right|} + \frac{1}{\left| t \right|} \quad (\text{A8.11})$$

with the variable  $t$  replacing  $b_n$  in (A8.8). Then

$$R(t) = \frac{A(t)}{B(t)} = \frac{a + bt}{c + dt} \quad (\text{A8.12})$$

## CONTINUED FRACTIONS

for some suitably chosen constants  $a, b, c$  and  $d$ . Now,  $t \rightarrow \infty$  in (A8.11) gives  $R(\infty) = A_{n-1}/B_{n-1}$ , and  $t \rightarrow 0$  in (A8.11) yields

$$\frac{1}{b_{n-1} + \frac{1}{t}} = \frac{1}{b_{n-1} + \infty} = 0,$$

so that  $R(0) = A_{n-2}/B_{n-2}$ . Thus we observe that

$$\frac{A(t)}{B(t)} = \frac{A_{n-2} + kA_{n-1}t}{B_{n-2} + kB_{n-1}t},$$

must hold for some constant  $k$  in order for  $R(0)$  and  $R(\infty)$  to assume correct values. Inserting  $t = b_n$ ,  $R(b_n) = A_n/B_n$ , and thus

$$\frac{A_n}{B_n} = \frac{A_{n-2} + kA_{n-1}b_n}{B_{n-2} + kB_{n-1}b_n}.$$

This finally gives  $k = 1$  due to (A8.9), and we obtain the following value for the continued fraction (A8.11):

$$\frac{A(t)}{B(t)} = \frac{A_{n-2} + A_{n-1}t}{B_{n-2} + B_{n-1}t}. \quad (\text{A8.13})$$

### Continued Fractions as Approximations

As we have already pointed out at the beginning of this appendix, if we truncate a regular continued fraction expansion of an irrational number  $x$  after the  $n$ th partial denominator  $b_n$ , then the truncated fraction, the convergent  $A_n/B_n$ , approximates to the number  $x$ . We shall now study this approximation in some detail. Firstly, if  $x$  is an irrational number  $> 0$ , then the first approximation  $b_0$  will be too small, the second approximation  $b_0 + 1/b_1$  too large, the third too small and so on. This is obvious if you consider the construction of the continued fraction. Developing these ideas, let  $x$  be an irrational number whose third approximation is given by

$$\xi = b_0 + \frac{1}{b_1 + \frac{1}{b_2}},$$

This means that

$$x = b_0 + \frac{1}{b_1 + \frac{1}{b_2 + \theta}}, \quad \text{with } 0 < \theta < 1,$$

## CONTINUED FRACTIONS AS APPROXIMATIONS

since  $b_2$  has been computed as the integral part of some number  $b_2 + \theta$  between  $b_2$  and  $b_2 + 1$ . Hence,  $\xi$  is an approximation to  $x$  with  $b_2$  too small, and thus  $1/b_2$  and also  $b_1 + 1/b_2$  will be too large. Finally,  $\xi$  will be smaller than  $x$ . Whether the approximation  $\xi$  emerges smaller or greater than  $x$  will depend upon whether an even or an odd number of divisions are involved in the above reasoning, proving our assertion.

Introducing, as in Theorem A8.1, the convergent  $A_n/B_n$ , we can express  $x$  in the form of a convergent alternating series:

$$\begin{aligned} x &= \frac{A_0}{B_0} + \left( \frac{A_1}{B_1} - \frac{A_0}{B_0} \right) + \left( \frac{A_2}{B_2} - \frac{A_1}{B_1} \right) + \cdots + \left( \frac{A_s}{B_s} - \frac{A_{s-1}}{B_{s-1}} \right) + \cdots \\ &= \frac{A_0}{B_0} + \frac{1}{B_0 B_1} - \frac{1}{B_1 B_2} + \frac{1}{B_2 B_3} - \cdots + \frac{(-1)^{s-1}}{B_{s-1} B_s} + \cdots, \end{aligned} \quad (\text{A8.14})$$

since by Theorem A8.2,  $A_{s-1}B_s - A_sB_{s-1} = (-1)^s$ . The fact that the series in (A8.14) converges is easy to prove. The  $B_i$ 's must grow at least as fast as the Fibonacci numbers  $U_n$  (see p. 108) since, according to Theorem A8.1,  $B_s = b_s B_{s-1} + B_{s-2} \geq B_{s-1} + B_{s-2}$  because  $b_s \geq 1$ . However, the Fibonacci number  $U_n$  is  $\approx ((1 + \sqrt{5})/2)^n / \sqrt{5}$ , and thus the series must converge at least as rapidly as a geometric series with its quotient  $= -((1 + \sqrt{5})/2)^{-2} = -0.382$ .

We shall now consider the following important question: How close will the convergent  $A_n/B_n$  approach to  $x$ ? This is answered by

**Theorem A8.3.** Let the regular continued fraction expansion of the irrational number  $x$  be

$$x = b_0 + \cfrac{1}{b_1} + \cfrac{1}{b_2} + \cdots + \cfrac{1}{b_n} + \cdots$$

Then the  $n$ th convergent,

$$\frac{A_n}{B_n} = b_0 + \cfrac{1}{b_1} + \cfrac{1}{b_2} + \cdots + \cfrac{1}{b_n},$$

expressed in its lowest terms, approximates  $x$  and at least one of three consecutive convergents satisfies

$$0 < (-1)^n \left( x - \frac{A_n}{B_n} \right) < \frac{1}{B_n^2 \sqrt{5}}. \quad (\text{A8.15})$$

**Proof.** Since we will need only the weaker result

$$0 < (-1)^n \left( x - \frac{A_n}{B_n} \right) < \frac{1}{B_n^2}, \quad (\text{A8.16})$$

## CONTINUED FRACTIONS

we do not prove (A8.15) but refer the reader to [5] for its proof. (A8.16), valid for all values of  $n$ , is proved in the following way:

$$(-1)^n \left( x - \frac{A_n}{B_n} \right) = \frac{1}{B_n B_{n+1}} - \frac{1}{B_{n+1} B_{n+2}} + \cdots < \frac{1}{B_n B_{n+1}} < \frac{1}{B_n^2}.$$

### Euclid's Algorithm and Continued Fractions

The sequence of computations performed when developing  $a/b$  as a regular continued fraction is identical to that when  $\text{GCD}(a, b)$  is calculated by Euclid's algorithm. The reader should compare the example on Euclid's algorithm for  $\text{GCD}(8991, 3293)$ , given on p. 241 with the example given above in which we developed  $243/89 = 8991/3293$  as a continued fraction. The sequence of quotients occurring in Euclid's algorithm is exactly the same as the sequence of partial denominators in the continued fraction expansion, in our example 2, 1, 2, 1, 2, 2, 3. This observation is most useful for the efficient solution of linear diophantine equations (or linear congruences, which is almost the same thing).

### Linear Diophantine Equations and Continued Fractions

In Appendix 2, pp. 265–266, we presented an algorithm for solving the linear congruence  $ax \equiv c \pmod{b}$ , which is equivalent to the diophantine equation  $ax - by = c$ . This algorithm starts by first applying Euclid's algorithm to calculate  $\text{GCD}(a, b)$ , followed by a calculation running backwards through the chain of equations in order to find the desired values of  $x$  and  $y$ . Now, by employing continued fractions, we can obtain all this in one step!

Let us begin by considering the simplest case, the diophantine equation  $ax - by = 1$ , with  $\text{GCD}(a, b) = 1$  and  $b > a$ . First calculate the continued fraction expansion of  $b/a$ . Essentially this means performing Euclid's algorithm, since the sequence of divisions on performing Euclid's algorithm on the integers  $a$  and  $b$  is precisely the same as in carrying out the regular continued fraction expansion of  $b/a$ . Subsequently, compute the successive partial quotients by means of the scheme we demonstrated on p. 331. When the final partial quotient  $A_s/B_s$  before  $b/a$  is reached, the solution to  $ax - by = 1$  is immediate, since  $aA_s - bB_s = \pm 1$  (Theorem A8.2).

If we wish to solve  $ax - by = c$  instead of  $ax - by = 1$ , still with  $\text{GCD}(a, b) = 1$ , we need only to multiply the values of  $x$  and  $y$  found as the solution of  $ax - by = 1$  by  $c$ .—If  $(a, b) > 1$ , then this will be evident at the end of the continued fraction expansion, just as it becomes in Euclid's algorithm. In this case we must verify that  $\text{GCD}(a, b) | c$  and, if so, when cancelling the whole diophantine equation by  $\text{GCD}(a, b)$ , which does not affect the continued fraction expansion, we end up having to solve a diophantine equation with  $c/\text{GCD}(a, b)$  rather than the original

## A COMPUTER PROGRAM

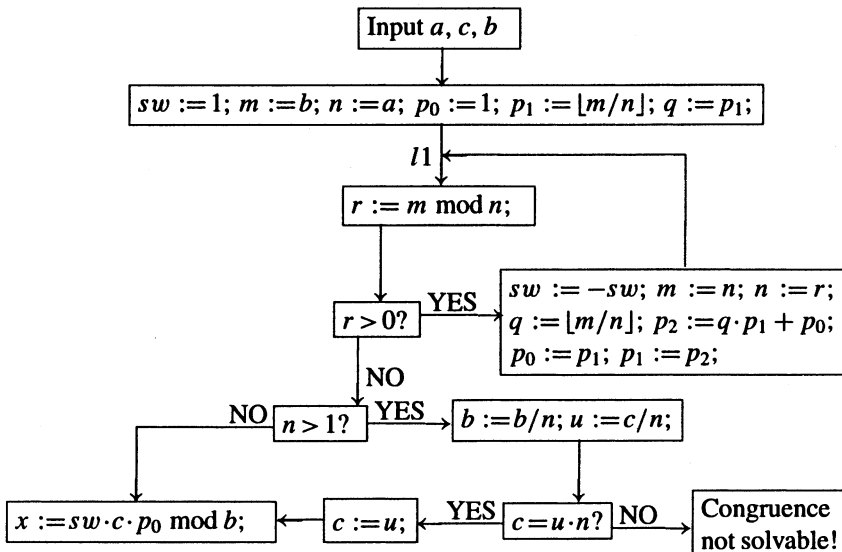
c.—Let us now once again consider the example given in Appendix 2

$$3293x \equiv 222 \pmod{8991}.$$

We have already on p. 241 performed a calculation which is equivalent to the continued fraction expansion of  $8991/3293 = 243/89$  and on p. 331 we have calculated the penultimate partial quotient of this expansion. It was found to be  $71/26$ , and thus  $89 \cdot 71 - 243 \cdot 26 = 1$ . We can always proceed this far without any difficulty. But one may ask: "Why 243 and 89 rather than 8991 and 3293?" The reason is that the final two integers possess a common divisor  $= 3293/89 = 37$ . Now, we must check whether this common divisor  $37|222$ . It does, and therefore the congruence we are considering is solvable. Hence, we can cancel the factor 37, yielding  $89x \equiv 6 \pmod{243}$ , corresponding to  $89x - 243y = 6$ . However, we have just found that  $89x - 243y = 1$  has the solution  $x = 71$ ,  $y = 26$ . Thus our congruence has the solution  $x \equiv 6 \cdot 71 \equiv 426 \equiv 183 \pmod{243}$ .

### A Computer Program

On p. 243 in Appendix 1 we have seen a computer program for Euclid's algorithm. This program can easily be modified to provide the solution of a linear congruence  $ax \equiv c \pmod{b}$ . To this end we must incorporate the recursion (A8.9) into the program. Since the recursion runs forwards, just as Euclid's algorithm does, *it is not necessary to save all the partial denominators!* As soon as a new partial denominator is calculated, it is used at once to compute the values of the next  $A_s$  and  $B_s$  and can then be discarded. A flow-chart of the program is shown below:



## CONTINUED FRACTIONS

The following is a PASCAL program Dioeqv for the solution of a linear diophantine equation with two unknowns. It is based on a PASCAL function lincon which solves the linear congruence  $ax \equiv c \pmod{b}$ , and is an implementation of the flow-chart given above.—The variable sw contains a switch having the actual value of  $(-1)^{s+1}$ .

```

PROGRAM Dioeqv;
{Solves the diophantine equation ax-by=c}
(Input,Output);
LABEL 1;
VAR a,b,c,x : INTEGER;

FUNCTION lincon(a,b,c : INTEGER) : INTEGER;
{ Solves the linear congruence ax = c (mod b) }
LABEL 1,2;
VAR sw,m,n,p0,p1,p2,q,r,u : INTEGER;
BEGIN
  sw:=1; m:=abs(b); n:=a; IF n<0 THEN
    BEGIN c:=-c; n:=-n END
  {Here the signs are adjusted if a and b are negative};
  p0:=1; p1:=m DIV n; q:=p1 {Starting values!};
1: r:=m MOD n;
  IF r>0 THEN
    BEGIN sw:=-sw; m:=n; n:=r; q:=m DIV n;
      p2:=q*p1+p0; p0:=p1; p1:=p2; GOTO 1
    {This constitutes the continued fraction algorithm}
    END
  ELSE
    BEGIN IF n>1 THEN
      BEGIN b:=b DIV n; u:=c DIV n;
        IF c <> u*n
          THEN
            BEGIN writeln(tty,'Congruence not solvable!');
              sw:=0; GOTO 2
            END
          ELSE
            BEGIN c:=u;
              writeln(tty,'Modulus reduced to',b:8)
            END
          END;
      2:lincon:=sw*c*p0 MOD b
    END
  END {lincon};

```

## CONTINUED FRACTION EXPANSIONS OF SQUARE ROOTS

BEGIN

```
1:write(tty,'Input a,b,c in the congruence ax=c(mod b)');
  write(tty,'and ax-by=c: '); read(tty,a,b,c);
  IF a <> 0 THEN
    BEGIN x:=lincon(a,b,c);
      writeln(tty,'x=',x:8,' y=',(a*x-c)DIV b:8);
      GOTO 1
    END
  END.
```

**Exercise A8.1. Division mod  $n$ .** Use the PROGRAM Dioeqv above to compute

$$\frac{1}{2} + \frac{1}{3} + \frac{1}{5} + \frac{1}{7} + \frac{1}{11} + \frac{1}{13} \pmod{29}.$$

Hint: Compute each of the fractions  $x_p \equiv 1/p \pmod{29}$  separately by solving  $px_p - 1 = 29y$ . (Answer: 15.)

### Continued Fraction Expansions of Square Roots

We now turn our attention to a subject of great interest to number theory, namely the regular continued fraction expansion of the square root of a non-square integer  $N$ . The expansion can formally be defined as follows:

$$x_0 = \sqrt{N}, \quad b_i = \lfloor x_i \rfloor, \quad x_{i+1} = 1/(x_i - b_i), \quad (\text{A8.17})$$

where  $\lfloor x \rfloor$ , as usual, denotes the integer part of  $x$ . The definition implies that

$$\sqrt{N} = b_0 + \cfrac{1}{\lfloor b_1 \rfloor} + \cfrac{1}{\lfloor b_2 \rfloor} + \cfrac{1}{\lfloor b_3 \rfloor} + \cdots + \cfrac{1}{\lfloor b_n \rfloor} + \cdots \quad (\text{A8.18})$$

with all  $b_i$ 's positive integers. The expansion is infinite, since  $\sqrt{N}$  is irrational when  $N$  is not a perfect square. We shall prove that the expansion is always periodic.

The partial denominators  $b_i$  are best computed as in the following example:  $N = 69$  gives  $x_0 = \sqrt{69}$ ,  $b_0 = \lfloor \sqrt{69} \rfloor = 8$  and

$$\begin{aligned} x_1 &= \frac{1}{\sqrt{69} - 8} = \frac{\sqrt{69} + 8}{5} = 3 + \frac{\sqrt{69} - 7}{5} \\ x_2 &= \frac{5}{\sqrt{69} - 7} = \frac{5(\sqrt{69} + 7)}{20} = \frac{\sqrt{69} + 7}{4} = 3 + \frac{\sqrt{69} - 5}{4} \end{aligned}$$



## CONTINUED FRACTIONS

$$\begin{aligned}
 x_3 &= \frac{4}{\sqrt{69}-5} = \frac{4(\sqrt{69}+5)}{44} = \frac{\sqrt{69}+5}{11} = 1 + \frac{\sqrt{69}-6}{11} \\
 x_4 &= \frac{11}{\sqrt{69}-6} = \frac{11(\sqrt{69}+6)}{33} = \frac{\sqrt{69}+6}{3} = 4 + \frac{\sqrt{69}-6}{3} \\
 x_5 &= \frac{3}{\sqrt{69}-6} = \frac{3(\sqrt{69}+6)}{33} = \frac{\sqrt{69}+6}{11} = 1 + \frac{\sqrt{69}-5}{11} \\
 x_6 &= \frac{11}{\sqrt{69}-5} = \frac{11(\sqrt{69}+5)}{44} = \frac{\sqrt{69}+5}{4} = 3 + \frac{\sqrt{69}-7}{4} \\
 x_7 &= \frac{4}{\sqrt{69}-7} = \frac{4(\sqrt{69}+7)}{20} = \frac{\sqrt{69}+7}{5} = 3 + \frac{\sqrt{69}-8}{5} \\
 x_8 &= \frac{5}{\sqrt{69}-8} = \frac{5(\sqrt{69}+8)}{5} = \sqrt{69}+8 = 16 + (\sqrt{69}-8) \\
 x_9 &= \frac{1}{\sqrt{69}-8} = 3 + \frac{\sqrt{69}-7}{5}.
 \end{aligned}$$

Here, the partial denominators  $b_i$  in the expansion are the initial integers of the right-most expressions on each line. Since  $x_9 = x_1$ , the previous calculation will be repeated from this point onwards, so that the entire expression is periodic from  $x_9$  and on. We thus have the expansion

$$\sqrt{69} = 8 + \overline{\left[ \frac{1}{3} + \frac{1}{3} + \frac{1}{1} + \frac{1}{4} + \frac{1}{1} + \frac{1}{3} + \frac{1}{3} + \frac{1}{16} + \frac{1}{3} + \frac{1}{3} \right] + \dots},$$

which is periodic, with the first period marked by a bar.—Therefore, at least in this particular example, the regular continued fraction expansion of  $\sqrt{N}$  is periodic. Note also that, excepting the last term 16, the period is symmetric, the point of symmetry being the partial denominator 4 in this case.

### Proof of Periodicity

We shall now prove that the continued fraction expansion of  $\sqrt{N}$  is always periodic. Since, in Chapter 6, we needed one more relation between the variables introduced in the following deduction, we shall provide this at the same time. We write down the general line in the calculation above as (assuming the quantities  $P_i$  and  $Q_i$  to be  $> 0$ )

$$x_i = \frac{Q_{i-1}}{\sqrt{N} - P_i} = \frac{\sqrt{N} + P_i}{Q_i} = b_i + \frac{\sqrt{N} - P_{i+1}}{Q_i}. \quad (\text{A8.19})$$

with

$$b_i = [x_i] = \left\lfloor \frac{\sqrt{N} + P_i}{Q_i} \right\rfloor, \quad P_{i+1} = b_i Q_i - P_i. \quad (\text{A8.20})$$

## PROOF OF PERIODICITY

We will now show that  $P_i < \sqrt{N}$  and  $Q_i < 2\sqrt{N}$  limits the number of possibilities for the pairs  $(P_i, Q_i)$  to at most  $2N$ , and thus induces periodicity in the sequence  $\{b_i\}$ . The crucial point is that the expression

$$\frac{Q_{i-1}}{\sqrt{N} - P_i} = \frac{Q_{i-1}(\sqrt{N} + P_i)}{N - P_i^2} \quad (\text{A8.21})$$

can always be reduced to  $(\sqrt{N} + P_i)/Q_i$ , implying that

$$Q_i = \frac{N - P_i^2}{Q_{i-1}} \quad (\text{A8.22})$$

must always be an integer. We prove this by mathematical induction. In the first line of the computation above we have

$$x_1 = \frac{1}{\sqrt{N} - b_0} = \frac{\sqrt{N} + b_0}{N - b_0^2} = \frac{\sqrt{N} + P_1}{Q_1}, \quad (\text{A8.23})$$

where  $Q_1 = N - P_1^2$ . Here, the requirement that the right-hand-side has the desired form is fulfilled. Assuming that

$$x_i = \frac{\sqrt{N} + P_i}{Q_i}, \quad \text{with } Q_i | N - P_i^2, \quad (\text{A8.24})$$

we obtain

$$x_i = b_i + \frac{\sqrt{N} - (b_i Q_i - P_i)}{Q_i} = b_i + \frac{\sqrt{N} - P_{i+1}}{Q_i}, \quad (\text{A8.25})$$

$$x_{i+1} = \frac{Q_i}{\sqrt{N} - P_{i+1}} = \frac{Q_i(\sqrt{N} + P_{i+1})}{N - P_{i+1}^2}. \quad (\text{A8.26})$$

Now, because  $(N - P_i^2)/Q_i$  is an integer,

$$\frac{N - P_{i+1}^2}{Q_i} = \frac{N - (b_i Q_i - P_i)^2}{Q_i} = \frac{N - P_i^2}{Q_i} - b_i^2 Q_i + 2b_i P_i$$

is also an integer, proving that (A8.22) is always an integer.

The choice of  $b_i$  implies that  $P_i < \sqrt{N}$  and, since  $P_{i+1} = b_i Q_i - P_i$ , we find

$$Q_i = \frac{P_i + P_{i+1}}{b_i} < 2\sqrt{N}. \quad (\text{A8.27})$$

Thus, the total number of different fractions  $(\sqrt{N} + P_i)/Q_i$  in the expansion is at most  $\lfloor \sqrt{N} \rfloor \cdot 2\lfloor \sqrt{N} \rfloor < 2N$ . This means that after at most  $2N$  steps we will find a

## CONTINUED FRACTIONS

fraction  $(\sqrt{N} + P_k)/Q_k$  which has occurred earlier in the expansion, and therefore the expansion must be periodic with a period-length of at most  $2N - 1$ .

The relation mentioned above, which we needed in Chapter 6, is

$$Q_{i+1} = Q_{i-1} + (P_i - P_{i+1})b_i, \quad (\text{A8.28})$$

which may be deduced as follows: From (A8.22) we get

$$Q_i Q_{i-1} = N - P_i^2 \quad \text{and} \quad Q_{i+1} Q_i = N - P_{i+1}^2. \quad (\text{A8.29})$$

Subtracting these two, we find

$$Q_i(Q_{i+1} - Q_{i-1}) = P_i^2 - P_{i+1}^2 = (P_i - P_{i+1})(P_i + P_{i+1}).$$

Writing (A8.27) as  $P_i + P_{i+1} = Q_i b_i$ , we can cancel  $Q_i$  and arrive at (A8.28).

**Exercise A8.2. Continued fraction expansion of  $\sqrt{N}$ .** Starting the recursion (A8.19)–(A8.20) with  $P_0 = 0$ ,  $Q_0 = 1$ , write a FUNCTION `cfracsqrt(N)`, giving the expansion of  $\sqrt{N}$ . Stop when the first period has been found ( $b_n = 2b_0$  at this point). Test your programming on some simple cases, such as  $\sqrt{a^2 + 1}$  and  $\sqrt{a^2 + 2}$  and on  $N = 69$ .

### The Maximal Period-Length

In fact, the maximal period-length can never attain the value  $2N - 1$ . This is because the number of possible combinations of  $P_i$  and  $Q_i$  is limited also by the condition that  $Q_i$  must be a divisor of  $N - P_i^2$  and not simply any number  $< 2N$ .

The number of divisors of a number  $n$  is called the *divisor function*  $d(n)$ , and is a very irregular function of  $n$ . However, its *average order of magnitude* is known and is, for numbers of size  $n$ , approximately equal to  $\ln n$ . Thus, *on the average*, we may expect the number of possible values of  $Q_i$  i.e., the number of divisors of  $N - P_i^2$  not exceeding  $2\sqrt{N}$ , to be about  $\frac{1}{2} \ln n$ . (Most of the values of  $N - P_i^2$  are just below  $N$ , and for these values only about *half* of the divisors of  $N - P_i^2$  are also smaller than  $2\sqrt{N}$ , which is the reason why a factor  $\frac{1}{2}$  must be inserted.) This leads to the expectation that the period for the expansion of  $\sqrt{N}$  is shorter than  $\frac{1}{2}\sqrt{N} \ln N$ . It has, in fact, been proved that, for  $N > 7$ , the period is always shorter than  $0.72\sqrt{N} \ln N$ , and more elaborate arguments suggest that the period-length actually is smaller than approximately

$$\begin{cases} \sqrt{D} \ln \ln D, & \text{for } D \equiv 1 \pmod{8} \\ \sqrt{D} \ln \ln 4D, & \text{otherwise.} \end{cases} \quad (\text{A8.30})$$

See [6] for further details.

### Short Periods

The discussion above concerns the *longest possible* periods. Frequently, the periods are considerably shorter. For instance, if  $N = \sqrt{a^2 + 1}$ , we have

$$\sqrt{N} = \sqrt{a^2 + 1} = a + \frac{1}{2a} + \frac{1}{2a} + \dots,$$

so that the period has only one element. Also  $\sqrt{a^2 + 2}$  has a short period:

$$\sqrt{a^2 + 2} = a + \frac{1}{a} + \frac{1}{2a} + \frac{1}{a} + \frac{1}{2a} + \dots,$$

with period-length = 2.

### Continued Fractions and Quadratic Residues

We shall now demonstrate how the regular continued fraction expansion of  $\sqrt{N}$  can be used to find small quadratic residues of  $N$ . The method is dependent on the following formula

$$A_{n-1}^2 - NB_{n-1}^2 = (-1)^n Q_n, \quad (\text{A8.31})$$

valid for all  $n \geq 0$ . Here  $A_n/B_n$  is the  $n$ th convergent of the expansion of  $\sqrt{N}$ , and  $x_n$  and  $Q_n$  are defined as in (A8.19).

**Proof.** Substituting  $t = x_n$  in (A8.13), and expanding  $x = \sqrt{N}$  according to (A8.12), we obtain

$$\sqrt{N} = \frac{A_{n-2} + A_{n-1}x_n}{B_{n-2} + B_{n-1}x_n}. \quad (\text{A8.32})$$

Next, inserting  $x_n = (\sqrt{N} + P_n)/Q_n$ , we find

$$\sqrt{N} = \frac{Q_n A_{n-2} + P_n A_{n-1} + A_{n-1} \sqrt{N}}{Q_n B_{n-2} + P_n B_{n-1} + B_{n-1} \sqrt{N}},$$

or

$$(Q_n B_{n-2} + P_n B_{n-1}) \sqrt{N} + NB_{n-1} = Q_n A_{n-2} + P_n A_{n-1} + A_{n-1} \sqrt{N}.$$

Assuming that  $N$  is not a square,  $\sqrt{N}$  is irrational and we can identify the rational and the irrational terms in the equation:

$$\begin{cases} Q_n A_{n-2} + P_n A_{n-1} = NB_{n-1} \\ Q_n B_{n-2} + P_n B_{n-1} = A_{n-1}. \end{cases} \quad (\text{A8.33})$$

Eliminating  $P_n$  yields

$$(A_{n-2}B_{n-1} - A_{n-1}B_{n-2})Q_n = NB_{n-1}^2 - A_{n-1}^2,$$

or, using (A8.10),

$$(-1)^{n-1} Q_n = N B_{n-1}^2 - A_{n-1}^2,$$

which gives us (A8.31).

We now return to the problem of finding small residues of  $N$ . Reducing (A8.31) mod  $N$ , we find that

$$A_{n-1}^2 \equiv (-1)^n Q_n \pmod{N}, \quad (\text{A8.34})$$

and hence  $(-1)^n Q_n$  certainly is a quadratic residue mod  $N$ . How large can it be? In the proof of the periodicity of the regular continued fraction expansion of  $\sqrt{N}$ , we found in (A8.27) that  $Q_n < 2\sqrt{N}$ . Thus, the continued fraction expansion of  $\sqrt{N}$  can provide us with a fast way of obtaining lots of small quadratic residues of  $N$ . The method is rapid, because both the  $P_i$ 's and the  $Q_i$ 's are less than  $2\sqrt{N}$ , with the result that the whole computation runs much faster for large values of  $N$ , which require multiple precision arithmetic in a computer, than would the method of squaring numbers close to  $\sqrt{kN}$ , and then reducing these mod  $N$ . How about *lots* of quadratic residues? Since the expansion is periodic, all the  $Q_i$ 's will repeat periodically, and in the case when the period of the expansion happens to be short this will severely limit the number of quadratic residues accessible by this approach. (As a matter of fact, the period is always symmetric, so that at best only half the number of steps in the period yield a new  $Q_i$ !) Well, this sad situation can be remedied by expanding  $\sqrt{kN}$  with  $k$  suitably chosen such that the period of this new continued fraction is long. The success of this trick is due to the fact that each quadratic residue of  $kN$  must also be a quadratic residue of  $N$ .—The device is employed in Shanks' method as well as in Morrison and Brillhart's method, both of which are described in Chapter 6.

### Bibliography

1. Oskar Perron, *Die Lehre von den Kettenbrüchen*, Band I, Third edition, Teubner, Stuttgart, 1954.
2. A. Ya. Khintchine, *Continued Fractions*, P. Noordhoff, Groningen, 1963.
3. Peter Henrici, *Applied and Computational Complex Analysis*, vol. 2, John Wiley & Sons, New York, 1977, pp. 473–641.
4. William B. Jones and W. J. Thron, *Continued Fractions, Analytical Theory and Applications*, Addison-Wesley, London, 1980.
5. G. H. Hardy and E. M. Wright, *An Introduction to the Theory of Numbers*, Fifth edition, Oxford, 1979, pp. 164–165.
6. H. C. Williams, "A Numerical Investigation Into the Length of the Period of the Continued Fraction Expansion of  $\sqrt{D}$ ," *Math. Comp.* **36** (1981) pp. 593–601.

## APPENDIX 9

# MULTIPLE-PRECISION ARITHMETIC

### Introduction

As the reader must certainly be aware of by now, it is virtually impossible to do computer work on large primes and the factorization of large numbers without having a *multiple-precision arithmetic package* available. Unfortunately, however, the performance of exact computations on large integers has a limited appeal, and computer manufacturers do not find it profitable to include such facilities in the software that goes with their hardware. This means that the reader may have to construct such a package himself for the computer he is using, unless he is fortunate enough to have some *computer algebra system* available, such as *Maple* or *Mathematica*. Such systems include multiple-precision arithmetic on all kinds of numbers, which a user manipulates on.—For readers not having such facilities at hand, we shall in this appendix discuss ways by which multiple-precision computations can be carried out.

### Various Objectives for a Multiple-Precision Package

Before attempting to construct a multiple-precision package for his computer, the reader should make clear what are the main objectives of the package. A choice can be made from the following list of important aspects:

1. The package itself should be easy to program and to check out.
2. The package should be easy to use.
3. Computations with the package should run at optimal speed.
4. Easy input and output should be favored.
5. The package should require minimal computer storage.
6. The package should be portable between different types of computer.

There may be other factors in addition to the ones listed above that the reader might wish to consider.

Unfortunately, *all* the virtues of an ideal multiple-precision package cannot possibly be attained simultaneously. If, for instance, high speed is desirable, then the package must be programmed in machine language (or assembly language, which is machine language with mnemonic instruction codes and some additional

## MULTIPLE-PRECISION ARITHMETIC

options) in order to achieve the required speed. But in that case all the peculiarities of the computer's built-in arithmetic have to be taken into account, complicating the programming considerably.—It is obvious that we cannot, in the space available here, discuss all aspects of multiple-precision arithmetic, but have to limit ourselves to providing just a few clues as to how it can be implemented.

### How to Store Multi-Precise Integers

Since the essence of multiple-precision arithmetic is to work with numbers that *cannot* be stored in one computer word, a multi-precise integer has to be stored as a one-dimensional (or linear) array. Further, because the integers occurring in a particular computation mostly are of various sizes it is practical to build a package that allows for integers of various lengths. It certainly saves storage not having to occupy memory space for the maximal allowable length of every number occurring in the computation and, generally, also saves computing time, since a full-length computation on a number preceded by one or more zero words is inefficient. Thus unless some very special computation, requiring all intermediate results to be of approximately the same size, is needed, a package allowing variable size integers is strongly recommended. However, with such an approach, some information about how many components (computer words)  $k$  each number occupies, must also be stored. Thus, if the number  $a$  is stored in  $a[0:k]$ , then it is suitable to store  $k$  or  $\text{sign}(a) \times k$  in  $a[0]$ . (Note that if using a computer with negative integers stored as  $(2^t - 1)$ -complements of the corresponding positive integers—so-called *complementary arithmetic* using the radix  $B = 2^t$ —then the minus sign of a negative integer may be stored in the sign position of *every* component, with no need for storing it also in  $a[0]$ . However, even in this case, it can be practical to keep the sign in  $a[0]$  as well!)

The representation, in which *positive* integers are stored in the components of  $a$  and in which the sign is attached to  $a[0]$  only, will be termed *sign arithmetic*. The number of components in sign arithmetic can be obtained simply by evaluating  $\text{abs}(a[0])$ , where the number 0 is held just as  $a[0] := 0$ .—If the number  $N$  is stored, its components are the digits of the number  $N$  in an enumeration system to some radix  $B$ :

$$N = \sum_{i=1}^k a_i B^{i-1}. \quad (\text{A9.1})$$

The radix  $B$  may be any integer up to the limit for single-precision integers (or for those single-precision reals which can be stored *exactly*, if the computer's built-in floating-point arithmetic is to be used.) In assembly code,  $B$  is usually precisely this limit  $2^t$ , where  $t + 1$  is the number of bits in one computer word (or where  $t$  is the number of bits in the mantissa of a floating-point number). In multiple-precision packages written in a high-level language,  $B$  may be chosen as some power of 10 or in some other way, depending on the application.—The order in

## ADDITION AND SUBTRACTION OF MULTI-PRECISE INTEGERS

which the components are stored does not really matter much, but the author has found some advantage in using the arrangement indicated in (A9.1), storing the *least significant B-digit first*, i.e. in  $a[1]$ . The advantage of using this order is that it becomes easy to compute certain frequently occurring expressions such as  $N \bmod 8$ , if  $N \neq 0$ . This is simply  $a[1] \bmod 8$  or  $\text{sign}(a[0]) * a[1] \bmod 8$  (depending upon how the sign of  $N$  is stored), as long as the radix  $B$  is divisible by 8.—Having introduced variable-length integers, it is of course advantageous to use dynamic arrays whenever possible.

### Addition and Subtraction of Multi-Precise Integers

The addition and subtraction of multi-precise integers is almost self-evident. In *complementary arithmetic* (and assembly code), to add or subtract the numbers stored in  $a[0:k]$  and  $b[0:l]$ , simply add or subtract the corresponding components  $a[i]$  and  $b[i]$  for  $i:=1, \dots, \min(k, l)$ , and take care of the overflow between successive components. The addition of all the carry digits could in fact induce new overflows, but the addition of these second order carry digits can never cause a third overflow.—Because of possible overflow in the leading component you must also allow for one component extra in the result  $c = a \pm b$ ; thus  $c$  should be declared as  $c[0:\max(k, l)+1]$ .

In order to compute  $c = a \pm b$  in *sign arithmetic* you must first verify which of the three possible values  $|a| + |b|$ ,  $|a| - |b|$  or  $|b| - |a|$  it is that equals  $|c|$ . After this the computation can proceed as above, performed on the appropriate one of these three expressions. Finally, the correct sign has to be given  $c$ .

### Reduction in Length of Multi-Precise Integers

The result of an addition or a subtraction may need less space than the largest number involved, for example  $(10^{16} + 1) + (-10^{16}) = 1$ , thus allowing for the result of the operation to be stored in fewer components than  $\max(k, l) + 1$ . The reduction to fewer components is easily performed by repeatedly checking whether the final component equals zero and, if this happens, reducing  $c[0]$  by 1 as shown by the following program fragment:

```
m:=abs(c[0]);  
WHILE (m>0) AND (c[m]=0) DO m:=m-1;  
c[0]:=sign(c[0])*m;
```

### Multiplication of Multi-Precise Integers

The multiplication of multi-precise integers is slightly more complicated than



## MULTIPLE-PRECISION ARITHMETIC

addition or subtraction. The logically simplest way of multiplying two radix- $B$  numbers

$$M = \sum_{i=1}^m a_i B^{i-1} \quad \text{and} \quad N = \sum_{j=1}^n b_j B^{j-1} \quad (\text{A9.2})$$

is to consider  $M$  and  $N$  as the values  $M(B)$  and  $N(B)$ , respectively, of the following two polynomials:

$$M(x) = \sum_{i=1}^m a_i x^{i-1} \quad \text{and} \quad N(x) = \sum_{j=1}^n b_j x^{j-1}.$$

Then apply the usual (Cauchy-)multiplication formula for polynomials

$$M(x)N(x) = P(x) = \sum_{k=1}^{m+n-1} c_k x^{k-1}, \quad (\text{A9.3})$$

where

$$c_k = \sum_i a_i b_{k+1-i}, \quad k = 1, 2, \dots, m+n-1, \quad (\text{A9.4})$$

subject to the conditions that

$$1 \leq i \leq m \quad \text{and} \quad 1 \leq k+1-i \leq n. \quad (\text{A9.5})$$

Subsequently put  $x = B$ . This yields the components of the product  $M \cdot N$ , except in the case when  $c_k \geq B$ , when  $c_k$  has to be written in the form  $c_k = Q \cdot B + c'_k$ , and  $Q$  must be transferred as an overflow to the next (higher) radix- $B$  digit  $c_{k+1}$ .

The accumulation of the sum of products for  $c_k$  in (A9.4) is performed by the following program loop:

```
c[k] := 0;
FOR i:=max(1,k+1-n) TO min(k,m) DO c[k]:=c[k]+a[i]*b[k+1-i];
```

There are, however, two problems involved in this computation. First, each product is a double-precision integer, so that *either*  $B$  must be chosen below the *square root* of the upper limit for integers, *or* a section of assembly code, taking care of the double-length product generated by the computer's hardware, must be incorporated.—The second problem is the overflow which may occur due to the addition of the products in (A9.4). This necessitates the accumulation of the  $c_k$ 's as *triple* length integers, all of which are finally used in establishing the result  $M \cdot N$ . Next, in order not to render our description of the situation too abstract, we demonstrate all this in an

**Example.** Suppose you have a microcomputer allowing integers in the range  $-32768 \leq N \leq 32767$ , and that you choose  $B = 10000$  and sign arithmetic. Then

## ADDITION AND SUBTRACTION OF MULTI-PRECISE INTEGERS

you need to store large integers in units of 4 decimal digits, e.g.  $M = 123456789$  will be stored as

$a[0] := 3; a[1] := 6789; a[2] := 2345; a[3] := 1;$

and  $N = 87654321$  in the form

$b[0] := 2; b[1] := 4321; b[2] := 8765;$

1 23 45 67 89	
87 65 43 21	
	18 69 21.89
14 07	21.67
38 27	43.89
9 45	21.45
28 81	43.67
57 85	65.89
4 83	21.23
19 35	43.45
43 55	65.67
77 43	87.89
21	21.1
9 89	43.23
29 25	65.45
58 29	87.67
43	43.1
14 95	65.23
39 15	87.45
65	65.1
20 01	87.23
87	87.1
1 08 21 52 10 12 63 52 69	

In order to form  $M \cdot N$  using *single precision arithmetic only*, we first split the components of  $M$  and  $N$  into 2-digit numbers, corresponding to  $B = 100$ .  $M$  will then (temporarily for the multiplication) be stored as

$aa[0] := 5; aa[1] := 89; aa[2] := 67; aa[3] := 45; aa[4] := 23;$   
 $aa[5] := 1;$

and  $N$  as

$bb[0] := 4; bb[1] := 21; bb[2] := 43; bb[3] := 65; bb[4] := 87;$

The calculation of the products of the radix- $B$  digits, one from  $M$  and one from  $N$ , is then carried out in much the same way as in the usual algorithm for the

## MULTIPLE-PRECISION ARITHMETIC

multiplication of two integers using pencil and paper. Only the order by which these products are formed differs, as is shown on the previous page.—In the last line the products have been added in their appropriate positions, and the carry digits taken care of, exactly as in the ordinary pencil-and-paper method.—Finally, the result is assembled in the form

c[0]:=5; c[1]:=5269; c[2]:=1263; c[3]:=5210;  
c[4]:=821; c[5]:=1;

### Division of Multi-Precise Integers

Division is by far the most complicated of the four elementary operations. We shall only sketch how the division of two multi-precise integers  $M$  and  $N$  can be effected.

Just as when dividing two integers by ordinary pencil-and-paper arithmetic, a *provisory quotient*  $q \approx M/N$  is set up yielding the beginning of the full quotient  $Q$ . A reduced numerator  $M' = M - N \cdot q$  is then formed and a new provisory quotient  $q' \approx M'/N$ , giving more digits of  $Q$ , is calculated, etc., until the number  $M$  has been exhausted. The main problem involved is to accomplish all this in such a manner that every conceivable case is covered by the algorithm used. Here are some hints on how to achieve this:

1. Divide only *positive* integers, even if you are using complementary arithmetic elsewhere.
2. The provisory quotient could be formed as a [m] DIV b [n]. However, if a [m] and/or b [n] has only a few digits, then the approximation of the first digits of  $Q$  will generally be poor. Using the computer's built-in floating-point arithmetic, use instead the approximation

$$\frac{a_m B + a_{m-1}}{b_n B + b_{n-1}}.$$

(Note that appropriate conversions from INTEGER TYPE variables to REAL TYPE variables may first have to be explicitly made. Moreover, it must be verified that both  $M$  and  $N$  have at least two components before the above expression is formed.)

3. In order to secure that the algorithm always operates with *positive* integers, be sure to always round off a provisory quotient *downward*.
4.  $M' = M - N \cdot q$  can be constructed by means of the multiplication and addition/subtraction routines of the package or, if higher efficiency is desired, by writing a portion of code taking care of the reduction of  $M$ .
5. Next, check whether  $M' < N$ , in which case the division is complete. If not, return to step 2 above and calculate a new provisory quotient. Because of the downward roundings, it may occasionally happen that  $q$  becomes 0 instead of 1. In that case, reduce  $M'$  to  $M' - N \cdot B^n$ , and add  $B^n$  to  $Q$ . (The factor

## A COMPLETE PACKAGE FOR MULTIPLE-PRECISION ARITHMETIC

$B^u$  corresponds to that position in the final quotient  $Q$ , where the provisory quotient should be added.)

### Input and Output of Multi-Precise Integers

Since in- and output invariably take only a small portion of computing time in applications of multi-precision arithmetic, it does not really matter if they are slightly inefficient. In the case where sign arithmetic has been chosen with a radix  $B = 10^s$ , the routines for in- and output are very simple indeed, involving only the reading or printing of the components of a vector (in reverse order), using the I/O-instructions of the computer's ordinary software. If, however, a little neater printout is preferred, check whether any components (after the most significant one has been printed) are  $< 10^{s-1}$ , in which case you may print the required zeros before the usual printing instruction is applied to print the digits of the component.

### A Complete Package For Multiple-Precision Arithmetic

In order to give the reader at least some opportunity of trying computations with large numbers on his computer, we provide here a complete package in sign arithmetic, written in PASCAL. Since PASCAL lacks dynamic arrays, every array must be assigned a fixed length, called `vsize` in the package, corresponding to the maximal length of the integers occurring in the computation at hand. The package will allow for integers of at most `vsize` components to be processed. However, the value of the constant `vsize` can easily be changed by the reader, if necessary, in which case the constant `lvsiz`, which has to be twice `vsize`, should also be adjusted.

The radix  $B$  must be a power of 100, and less than half the value of the largest integer allowed by the computer's fixed-point arithmetic. The radix  $B$  as well as all the constants dependent upon  $B$  are computed by the program from the key value `sqrtB`, which is  $\sqrt{B}$  and has to be supplied in the list of constants.

The following PASCAL program includes the Multiple-Precision Package in the context of a complete computer program which tests all the procedures of the package on a few very simple cases:

```
PROGRAM MultiplePrecisionPackage(Input,Output);
{Tests the procedures in the Package}
LABEL 1,2;
CONST sqrtB=100000; vsize=20; lvsiz=40;
TYPE vector      = ARRAY[0..vsize] OF INTEGER;
      string     = PACKED ARRAY[1..8] OF CHAR;
VAR a,b,c,d      : vector;
      Base,B1,B101 : INTEGER;
```

## MULTIPLE-PRECISION ARITHMETIC

```

FUNCTION sign(x : INTEGER) : INTEGER;
BEGIN IF x=0 THEN sign := 0 ELSE sign := abs(x) DIV x
END {function sign};

PROCEDURE putin(txt : string; VAR a : vector);
{Prints a text string of 8 characters and reads one
 multiple-precision integer which is stored in a}
VAR a0,m,i : INTEGER;

BEGIN write(txt); read(a0); m:=abs(a0); a[0]:=a0;
  FOR i:=m DOWNT0 1 DO read(a[i]);
END {procedure putin};

PROCEDURE putout(txt : string; VAR a : vector);
{Prints a text string of 8 characters followed by one
 multiple-precision integer a}
CONST l=0.434294481 {const=1/ln(10)};
VAR a0,i,j,s,sa,t,u,v : INTEGER;

BEGIN write(txt); a0:=a[0]; sa:=sign(a0); a0:=abs(a0);
  IF sa<0 THEN write('-') ELSE write(' ');
  v:=trunc(l*ln(Base)+0.5) {v is the number of digits
    allowed in each component of a};
  IF a0=0 THEN write(0:v) ELSE
    BEGIN write(a[a0]:v);
      FOR i:=a0-1 DOWNT0 1 DO BEGIN t:=a[i];
        IF t=0 THEN s:=1 ELSE
          IF t=B101 THEN s:=v-1 ELSE
            IF t>=Base DIV 10 THEN s:=v ELSE
              s:=trunc(1+l*ln(t));
            u:=v-s; write(' ');
            FOR j:=1 TO u DO write('0');
            write(t:s) END END;
          writeln('') END {procedure putout};

PROCEDURE red(VAR c : vector);
{Reduces a multiple-precision integer to standard form
 in call of procedure addsub}
VAR c0,s,i,j : INTEGER;

BEGIN c0:=c[0]; s:=sign(c0); c0:=abs(c0); c[c0+1]:=0;
  WHILE (c0>0) AND (c[c0]=0) DO c0:=c0-1;

```

# A COMPLETE PACKAGE FOR MULTIPLE-PRECISION ARITHMETIC

```

    {Here the leading zeros of c are removed}
    IF c[c0]<0 THEN FOR i:=0 TO c0 DO c[i]:=-c[i];
FOR j:=1 TO 2 DO BEGIN
    FOR i:=1 TO c0 DO BEGIN IF c[i]>=Base
        THEN BEGIN c[i+1]:=c[i+1]+1; c[i]:=c[i]-Base END
        ELSE IF c[i]<0 THEN BEGIN
            c[i+1]:=c[i+1]-1; c[i]:=c[i]+Base END END END;
    c0:=c0+1; WHILE (c0>0) AND (c[c0]=0) DO c0:=c0-1;
    c[0]:=sign(c[0])*c0
END {procedure red};

PROCEDURE let(VAR a : vector; b : vector);
{Puts a:=b for multiple-precision integers a and b}
VAR s,i : INTEGER;

BEGIN s:=abs(b[0]);
    FOR i:=0 TO s DO a[i]:=b[i]
END {procedure let};

PROCEDURE addsub(a,b:vector; sgn:INTEGER; VAR c:vector);
{With a=sign(a[0])*sum a[i]*B^(i-1),
    b=sign(b[0])*sum b[j]*B^(j-1), and sgn=+1 or -1,
    c:=a+sgn*b. c may be one of a or b}
VAR sa,sb,q,r,max,min,i,s : INTEGER;

BEGIN sa:=a[0]; sb:=b[0]*sgn; q:=abs(sa); max:=q;
    r:=abs(sb); min:=r;
    IF min>max THEN BEGIN max:=r; min:=q END;
    s:=sign(sa)*sign(sb);
    FOR i:=1 TO min DO c[i]:=a[i]+s*b[i];
    FOR i:=min+1 TO max DO
        IF max=q THEN c[i]:=a[i] ELSE c[i]:=s*b[i];
    c[0]:=sa; c[max+1]:=0;
    IF sa=0 THEN let(c,b); {c:=b in case a=0}
    IF s<>0 THEN c[0]:=max*sign(sa);
    {Here the components of c may be >B or <0}
    red(c) END {procedure addsub};

PROCEDURE mul(a,b : vector; VAR c : vector);
{Computes c:=a*b for multiple-precision integers.
    c may be one of a or b}
TYPE vector      = ARRAY[0..vsize] OF INTEGER;
    longvector    = ARRAY[0..lvsize] OF INTEGER;

```

# MULTIPLE-PRECISION ARITHMETIC

```

VAR aa,bb : vector;
    cc      : longvector;
    m,n,p,sa,sb,sc,i,k,s,m2,n2,p2,m21,n21,mn : INTEGER;

BEGIN m:=a[0]; sa:=sign(m); m:=abs(m); n:=b[0];
    sb:=sign(n); n:=abs(n); p:=m+n; sc:=sa*sb; m2:=m*2;
    n2:=n*2; p2:=p*2; m21:=m2-1; n21:=n2-1; mn:=m2+n21;
    FOR i:=1 TO m DO BEGIN s:=a[i]; aa[2*i]:=s DIV sqrtB;
        aa[2*i-1]:=s MOD sqrtB END;
    FOR i:=1 TO n DO BEGIN s:=b[i]; bb[2*i]:=s DIV sqrtB;
        bb[2*i-1]:=s MOD sqrtB END;
    FOR i:=0 TO lvsize DO cc[i]:=0;
    IF m<=n THEN
        BEGIN
            FOR i:=1 TO m21 DO BEGIN s:=0;
                FOR k:=1 TO i DO BEGIN s:=s+aa[k]*bb[i+1-k];
                    IF s>=Base THEN BEGIN s:=s-Base; cc[i+2]:=cc[i+2]+1;
                        END
                END; cc[i]:=cc[i]+s END;

            FOR i:=m2 TO n2 DO BEGIN s:=0;
                FOR k:=1 TO m2 DO BEGIN s:=s+aa[k]*bb[i+1-k];
                    IF s>=Base THEN BEGIN s:=s-Base; cc[i+2]:=cc[i+2]+1;
                        END
                END; cc[i]:=cc[i]+s END;

            FOR i:=n2+1 TO mn DO BEGIN s:=0;
                FOR k:=i-n21 TO m2 DO BEGIN s:=s+aa[k]*bb[i+1-k];
                    IF s>=Base THEN BEGIN s:=s-Base; cc[i+2]:=cc[i+2]+1;
                        END
                END; cc[i]:=cc[i]+s END;
            END
        ELSE BEGIN
            FOR i:=1 TO n21 DO BEGIN s:=0;
                FOR k:=1 TO i DO BEGIN s:=s+bb[k]*aa[i+1-k];
                    IF s>=Base THEN BEGIN s:=s-Base; cc[i+2]:=cc[i+2]+1;
                        END
                END; cc[i]:=cc[i]+s END;

            FOR i:=n2 TO m2 DO BEGIN s:=0;
                FOR k:=1 TO n2 DO BEGIN s:=s+bb[k]*aa[i+1-k];
                    IF s>=Base THEN BEGIN s:=s-Base; cc[i+2]:=cc[i+2]+1;
                        END
                END
            END
        END
    END

```

# A COMPLETE PACKAGE FOR MULTIPLE-PRECISION ARITHMETIC

```

    END; cc[i]:=cc[i]+s END;

    FOR i:=m2+1 TO mn DO BEGIN s:=0;
      FOR k:=i-m21 TO n2 DO BEGIN s:=s+bb[k]*aa[i+1-k];
        IF s>=Base THEN BEGIN s:=s-Base; cc[i+2]:=cc[i+2]+1;
          END
        END; cc[i]:=cc[i]+s END;
    END;

    FOR i:=1 TO p2 DO BEGIN cc[i+1]:=cc[i+1]+cc[i] DIV sqrtB;
      cc[i]:=cc[i] mod sqrtB END;
    FOR i:=1 TO p DO c[i]:=cc[2*i-1]+sqrtB*cc[2*i];
    IF c[p]=0 THEN p:=p-1; c[0]:=p*sc
    END {procedure mul};

PROCEDURE quot(a,b : vector; VAR q,r : vector);
{Computes q and r satisfying a=b*q+r, 0<=r<b for multiple
 precision integers a and b. r may be either of a or b}
LABEL 1,2,3;
TYPE vector = ARRAY[0..vsize] OF INTEGER;
VAR one,qk,aa,bb,cc,qq          : vector;
    m,n,s,t,i,j,k,l,p,t1,j1,sa,sb,u : INTEGER;
    ar,br,qr                     : REAL;

BEGIN FOR i:=0 TO vsize DO qq[i]:=0; m:=a[0]; n:=b[0];
  sa:=sign(m); sb:=sign(n); s:=abs(m); t:=abs(n); l:=s-t+1;
  IF l<=0 THEN l:=1;
  IF s<t THEN u:=t ELSE u:=s;
  IF n=0 THEN BEGIN
    writeln('Division by zero attempted in quot');
    l:=0; GOTO 3 END;
  one[0]:=1; one[1]:=1; qk[0]:=1; t1:=t+1; b[0]:=t;
  let(aa,a); aa[0]:=s;
  IF t=1 THEN br:=b[1] ELSE br:=b[t]+b[t-1]/Base;
  {Here br := the leading part of b}
1: IF s<t THEN GOTO 3;
  IF s=t THEN BEGIN
    addsub(aa,b,-1,cc); IF cc[0]<0 THEN GOTO 3 END;
    j:=aa[0]-t;
    IF s<=1 THEN ar:=aa[s] ELSE ar:=aa[s]+aa[s-1]/Base;
    {Here ar := the leading part of a}
    qr:=ar/br; {qr := the approximate quotient a/b}
    IF (qr<1) AND (j=0) THEN GOTO 3 ELSE

```



# MULTIPLE-PRECISION ARITHMETIC

```

    IF qr<1 THEN BEGIN qr:=qr*Base; j:=j-1;
      IF qr<1 THEN qr:=1 END;
    k:=trunc(qr); qk[1]:=k; qq[j+1]:=qq[j+1]+k;
2: mul(qk,b,bb); FOR i:=t1 DOWNT0 1 DO bb[i+j]:=bb[i];
  FOR i:=1 TO j DO bb[i]:=0;
  bb[0]:=bb[0]+j; addsub(aa,bb,-1,cc); s:=cc[0]; p:=s;
  IF p<0 THEN
    BEGIN qk[1]:=qk[1]-1; qq[j+1]:=qq[j+1]-1;
      IF qk[1]=0 THEN
        BEGIN qk[1]:=B1; qq[j]:=qq[j]+qk[1]; j:=j-1 END;
      GOTO 2 END;
  FOR i:=0 TO p DO aa[i]:=cc[i]; GOTO 1;

3: b[0]:=n; IF qq[1]=0 THEN l:=l-1;
  qq[0]:=l*sa*sb; let(q,qq);
  IF l=0 THEN aa[0]:=m ELSE aa[0]:=aa[0]*sa*sb;
  IF (sa*sb<0) AND (aa[0]<>0) THEN BEGIN
    addsub(q,one,-1,q); addsub(aa,b,sb,aa) END;
let(r,aa) END {procedure quot};

PROCEDURE Euclid(a,b : vector; VAR d : vector);
{Computes d=GCD(a,b) for multiple-precision integers
 with Euclid's algorithm}
TYPE vector = ARRAY[0..vsize] OF INTEGER;
VAR aa,bb,q,r      : vector;
    a0,b0,i,r0,aa0,bb0 : INTEGER;

BEGIN a0:=abs(a[0]); b0:=abs(b[0]);
  let(aa,a); aa[0]:=a0; let(bb,b); bb[0]:=b0;
  WHILE bb[0]>0 DO
    BEGIN quot(aa,bb,q,r); let(aa,bb); let(bb,r) END;
  let(d,aa)
END {procedure Euclid};

PROCEDURE apowrb(a,b,n : vector; VAR r : vector);
{Computes r = a^b (mod n) for multiple-precision
 integers, b>0}
LABEL 1;
TYPE vector = ARRAY[0..vsize] OF INTEGER;
VAR two,par,aa,bb,p,s,gb : vector;

BEGIN p[0]:=1; p[1]:=1; two[0]:=1; two[1]:=2; let(bb,b);
  IF bb[0]<=0 THEN BEGIN

```

## A COMPUTER PROGRAM FOR POLLARD'S RHO METHOD

```

writeln('b<=0 attempted in apowerb'); GOTO 1 END;
quot(a,n,gb,aa); WHILE bb[0]>0 DO
  BEGIN quot(bb,two,gb,par); let(bb,gb);
    IF par[0]=1 THEN BEGIN mul(aa,p,s); quot(s,n,gb,p) END;
    mul(aa,aa,s); quot(s,n,gb,aa) END;
  let(r,p);
1: END {procedure apowerb};

BEGIN {The test program for the package starts here}
  Base:=sqr(sqrtB); B1:=Base-1; B101:=Base DIV 10-1;
  writeln('Base=10^',trunc(0.434294481*ln(Base)+0.5):2);
1: putin('Give a: ',a); putin('Give b: ',b);
  IF (a[0]=0) AND (b[0]=0) THEN GOTO 2;
  addsub(a,b,1,c); putout('a+b = ',c);
  addsub(a,b,-1,c); putout('a-b = ',c);
  mul(a,b,c); putout('a*b = ',c);
  quot(a,b,c,d); putout('a/b = ',c);
  putout('remainder=',d); Euclid(a,b,c);
  putout('GCD(a,b)=',c);
  putin('Give c: ',c); apowerb(a,b,c,d);
  putout('a^b (c)=',d);
  GOTO 1;

2: END.

```

### A Computer Program for Pollard's rho Method

As an example of the use of our multiple-precision package, we shall now modify the program supplied on p. 180 for Pollard's rho method so that  $N$  can be a multi-precise integer.

```

PROGRAM MultiPollard
{Searches for factors with Pollard's rho method}
(Input,Output);
LABEL 1;
CONST sqrtB=100000; vsize=10; lvsiz=20;
TYPE vector      = ARRAY[0..vsize] OF INTEGER;
    string       = PACKED ARRAY[1..8] OF CHAR;
VAR a,x1,x,y,Q,N,z,w,p      : vector;
    i,Base,B1,B101          : INTEGER;

FUNCTION sign(x : INTEGER) : INTEGER;
BEGIN IF x=0 THEN sign := 0 ELSE sign := abs(x) div x

```

## MULTIPLE-PRECISION ARITHMETIC

```

END {sign};
.
.
1:  END {apowerb};

BEGIN  Base:=sqr(sqrtB); B1:=Base-1; B101:=Base DIV 10-1;
    {Pollard's method begins here}
    putin('Give a: ',a); putin('Give x1:',x1); let(x,x1);
    let(y,x1); Q[0]:=1; Q[1]:=1; putin('Give N: ',N);
    FOR i:=1 TO 10000 DO BEGIN
        mul(x,x,z); addsub(z,a,-1,z); quot(z,N,w,x);
        {x:=x^2-a mod N}
        mul(y,y,z); addsub(z,a,-1,z); quot(z,N,w,y);
        {y:=y^2-a mod N}
        mul(y,y,z); addsub(z,a,-1,z); quot(z,N,w,y);
        {y:=y^2-a mod N}
        addsub(y,x,-1,z); mul(Q,z,Q); quot(Q,N,w,Q);
        {Q:=Q*(y-x)mod N}
        IF i MOD 20 = 0 THEN
            BEGIN Euclid(Q,N,p);
                IF ((p[0]=1) AND (p[1]>1)) OR (p[0]>1) THEN
                    BEGIN quot(N,p,z,w); IF w[0]=0 THEN
                        BEGIN putout('factor= ',p);
                            writeln(' discovered for i=',i:5);
                            {Here a factor of N is found and divided out}
                            let(N,z); IF (N[0]=1) AND (N[1]=1) THEN GOTO 1
                        END
                    END
                END
            END;
        writeln('No factor discovered in 10000 cycles!');
    1:  END.

```

**Exercise A9.1. Multiple-precision computations.** Adapt the multiple-precision package above to your computer. Use it in a factorization program including computation of  $N = a^n \pm b^n$ ,  $a$ ,  $b$  and  $n$  parameters, division of  $N$  by a given factor, one of the probable prime tests mentioned in Definition 4.4 on p. 92, Pollard's rho method, and search for small factors by trial division. Write the program in such a form that it is easy to maintain a dialogue, choosing one option or another from a menu. Use your program to factorize some numbers of reasonable size, depending on the number crunching power of your computer. Test values can be found in Tables 7–21.

## APPENDIX 10

### FAST MULTIPLICATION OF LARGE INTEGERS

#### The Ordinary Multiplication Algorithm

In Appendix 9 we have described the most frequently used algorithm for multiplication of integers  $M$  and  $N$  which are so large that multiple precision arithmetic is required. In this algorithm the numbers  $M$  and  $N$  are first written in a radix system with a suitable radix  $B$  and are then multiplied according to the following formula for multiplication of numbers to radix  $B$ . This is essentially the formula for multiplication of two polynomials of one variable  $B$ :

$$M \cdot N = \sum_{i=1}^m a_i B^{i-1} \sum_{j=1}^n b_j B^{j-1} = \sum_{k=1}^{m+n-1} c_k B^{k-1}, \quad (\text{A10.1})$$

where the “radix- $B$  digit” is

$$c_k = \sum_i a_i b_{k+1-i}, \quad k = 1, 2, \dots, m + n - 1. \quad (\text{A10.2})$$

A minor modification has to be made in order to allow for “overflow” between adjacent digits as soon as some digit exceeds  $B - 1$  in size. The summation index  $i$  has to be varied in such a way that the following relationships always hold:

$$1 \leq i \leq m \quad \text{and} \quad 1 \leq k + 1 - i \leq n. \quad (\text{A10.3})$$

These conditions ensure that all the  $a_i$ ’s and  $b_j$ ’s used in (A10.2) do exist. The radix  $B$  is usually chosen in such a way that any integers  $\leq B - 1$ , which are the digits to radix  $B$ , can be stored in one computer word. Hence the total number of “elementary operations” to perform the multiplication of  $M$  and  $N$ , i.e., the number of computer multiplications and additions, is proportional to  $m \cdot n \approx \log_B M \cdot \log_B N$ . If both numbers are of approximately the same size  $N$  then the number of elementary operations and thus also the execution time in a computer for this algorithm, will be

$$O(\log N)^2. \quad (\text{A10.4})$$

At first sight it might seem difficult to improve on the speed of this algorithm. However, astonishingly enough, there exist algorithms which work considerably faster for very large values of  $N$ , namely running in only

$$O(\log N)^{1+\epsilon} \quad (\text{A10.5})$$

## FAST MULTIPLICATION OF LARGE INTEGERS

elementary steps, where  $\epsilon$  is any positive number which can be chosen as close to zero as we might wish. We shall not go very deep into details here, but only hint at some ideas involved in this improvement of the multiplication algorithm. For a more detailed account we refer the reader to [1].

### Double Length Multiplication

The principles discussed in the preceding subsection would give the formula

$$M \cdot N = (a_2B + a_1)(b_2B + b_1) = a_2b_2B^2 + (a_2b_1 + a_1b_2)B + a_1b_1 \quad (\text{A10.6})$$

for the ordinary multiplication of two double length integers. (With double, triple, etc. length integers we mean integers which because of their size must be stored in two, three, etc. computer words.) In this formula we see that all *four* combinations  $a_i b_j$  of components  $a_i$  from the first integer  $M$  and  $b_j$  from the second integer  $N$  occur:  $a_2b_2$ ,  $a_2b_1$ ,  $a_1b_2$ , and, finally,  $a_1b_1$ . But there exists another formula for the right-hand-side of (A10.6):

$$a_2b_2(B^2 + B) + (a_2 - a_1)(b_1 - b_2)B + a_1b_1(B + 1). \quad (\text{A10.7})$$

*In this formula only three multiplications of numbers to radix  $B$  are performed, the rest is just simple additions in different positions of the products formed!* In order to understand (A10.7) better let us compare the ordinary multiplication formula (A10.6) with (A10.7) in an

**Example.** Suppose  $B = 100$  and that we have to multiply the two 4-digit numbers  $M = 4711$  and  $N = 6397$ . By (A10.6) we first have to compute

$$a_2b_2 = 47 \cdot 63 = 2961$$

$$a_2b_1 = 47 \cdot 97 = 4559$$

$$a_1b_2 = 11 \cdot 63 = 693$$

$$a_1b_1 = 11 \cdot 97 = 1067$$

and then perform the additions

$$\begin{array}{r} 29 \ 61 \\ 45 \ 59 \\ 6 \ 93 \\ 10 \ 67 \\ \hline 30 \ 13 \ 62 \ 67 \end{array}$$

In a general case, we need *four* multiplications and *four* additions of two-digit numbers plus the adding of overflow, should any overflow occur in the additions.

## DOUBLE LENGTH MULTIPLICATION

Performing the same multiplication by use of (A10.7), we have to form only *three* products of two-digit numbers:

$$a_2b_2 = 47 \cdot 63 = 2961$$

$$(a_2 - a_1)(b_1 - b_2) = (47 - 11)(97 - 63) = 36 \cdot 34 = 1224$$

$$a_1b_1 = 11 \cdot 97 = 1067.$$

Next we have to form

$$2961 \cdot 10100 + 1224 \cdot 100 + 1067 \cdot 101,$$

which is done by the following additions:

$$\begin{array}{r}
 29 \ 61 \\
 29 \ 61 \\
 12 \ 24 \\
 10 \ 67 \\
 \hline
 10 \ 67 \\
 \hline
 30 \ 13 \ 62 \ 67
 \end{array}$$

In a general case a computation like this requires *three* multiplications and *eight* additions of two-digit numbers (plus the adding of possible overflow between adjacent digits).

The reader who is familiar with the execution times on modern computers may now ask: Since the multiplication time and the addition time in the computer are approximately equal, how can it speed up the algorithm to trade one multiplication for *four* additions? The answer is the following: It is only when addition and multiplication of *one-word numbers* are compared, that the execution times in the computer's arithmetic unit are about equal. This has not always been the case. Because the multiplication algorithm used in a computer's hardware is more complicated than the addition algorithm, in the early computers, there was a very marked difference in these two execution times, one multiplication then taking between 5 and 10 times as long as one addition. Because it was felt that multiplication was too slow as compared to addition, extra hardware was added to speed it up. And this is why multiplications run as fast as additions on modern computers.—But if multiple precision integers are considered, then the ordinary multiplication algorithm is much slower than the obvious addition algorithm for multi-precise integers, so in such a case the trade of one multiplication for four additions pays off well! (The reader may easily convince himself of this fact by performing some multiplication of eight-digit numbers such as

$$12345678 \cdot 98765432$$

## FAST MULTIPLICATION OF LARGE INTEGERS

by the two methods discussed above, and actually performing the multiplications involved by pencil and paper and not by a hand-held calculator!)

### Recursive Use of Double Length Multiplication Formula

The significance of formula (A10.7) lies not in the fact that it might run slightly faster than (A10.6) does on a computer, but that it can be used recursively in the case when two very large integers are to be multiplied. In precisely the same way as (A10.7) takes care of one double-length multiplication by 3 single-length multiplications and some additions, the same formula with  $B$  changed to  $B^2$ ,

$$\begin{aligned} & (U_2 B^2 + U_1)(V_2 B^2 + V_1) = \\ & = U_2 V_2 (B^4 + B^2) + (U_2 - U_1)(V_1 - V_2) B^2 + U_1 V_1 (B^2 + 1), \end{aligned} \quad (\text{A10.8})$$

takes care of one quadruple-length multiplication by performing instead 3 double-length multiplications and some double-length additions. (Please note that the numbers  $U_2 B^2 + U_1$  and  $V_2 B^2 + V_1$  denote *quadruple* length integers, if  $U_2$ ,  $U_1$ ,  $V_2$  and  $V_1$  are *double-length* integers!) Using formula (A10.8) recursively, a multiplication of two very large integers is first replaced by 3 multiplications of integers of about half the number of digits, which in turn are replaced by 9 multiplications of integers of only  $\frac{1}{4}$  of the length of the original integers and so on, plus a lot of additions.

How fast would this algorithm be? If we don't count the additions at all (this makes the argument simpler, and is actually safe when we only want to know the *asymptotic* behaviour of the algorithm, i.e. its speed for *very* large integers  $N$ ), we find that

Integers of the size  $2^k$  words require  $3^k$  computer multiplications.

But since

$$3^k = (2^{\log_2 3})^k = (2^k)^{\log_2 3}$$

and  $2^k$  is the length in computer words of the numbers to be multiplied, which is proportional to  $\log N$ , we find that the execution time for the recursive use of (A10.7) is

$$O((\log N)^{\log_2 3}) = O((\log N)^{1.585}), \quad (\text{A10.9})$$

which is considerably better than (A10.4).

Now, since we have neglected the effect of the larger amount of additions occurring in the recursive use of (A10.7), we might expect the gain to be somewhat smaller than the formula shows. But for very large numbers  $N$  formula (A10.9) holds and the additions affect only the constant hidden in the  $O$ -notation of (A10.9). As a result, the break-even point between (A10.9) and (A10.4) is not

## A RECURSIVE PROCEDURE FOR SQUARING LARGE INTEGERS

reached until  $N$  is very large. First when numbers of several hundred or even thousands of digits are involved, the more complicated organization for carrying out multiplications pays off. Remember that the recursive use of a procedure requires much administrative overhead which also costs computing time!—But since the very large primes known have *tens of thousands* of digits, this technique decidedly is favorable in performing Lucas tests on such huge numbers.

### A Recursive Procedure for Squaring Large Integers

We shall not discuss the use of (A10.7) and (A10.8) in their full generality, but in order to give at least some example of how to program the algorithm just discussed, we take the slightly simpler case of *squaring* a large integer. Since this is what is needed in the Lucas test of the Mersenne numbers, at the same time it gives a glimpse of how these very large primes were found.

In order to square a very large integer, we first have to find a way to express the square in (at most) three smaller squares. This is done simply by putting  $M = N = U_2B + U_1$  in (A10.7):

$$(U_2B + U_1)^2 = U_2^2(B^2 + B) - (U_2 - U_1)^2B + U_1^2(B + 1). \quad (\text{A10.10})$$

Here follows a PASCAL procedure which implements this formula by recursive calls:

```
PROGRAM Squaretest(Input,Output);
{Checks out the procedure square}
CONST sqrtR=100; vsize=33; lvsize=66;
TYPE vector      = ARRAY[0..vsize] OF INTEGER;
     string      = PACKED ARRAY[1..8] OF CHAR;
VAR a,b          : vector;
    Radix,B1,B101 : INTEGER;

FUNCTION sign(x : INTEGER) : INTEGER;
BEGIN IF x=0 THEN sign := 0 ELSE sign := abs(x) DIV x
END {sign};

{Here the PROCEDURES putin, putout, red, let, addsub and
 mul from the Multiple Precision Package must be inserted}

PROCEDURE expand(s : INTEGER; VAR u : vector);
{Multiplies a multiple precision integer u by Radix^s, s>0}
VAR u0,i,k       : INTEGER;

BEGIN u0:=abs(u[0]);
```



## FAST MULTIPLICATION OF LARGE INTEGERS

```

FOR i:=1 TO u0 DO
  BEGIN k:=u0+1-i; u[k+s]:=u[k]; u[k]:=0 END;
FOR i:=u0+1 TO s DO u[i]:=0;
u[0]:=sign(u[0])*(u0+s)
END {expand};

PROCEDURE square(p : vector; VAR q : vector);
{Computes  $q=p^2$  recursively by using  $(Bu+v)^2 =$ 
 $= u^2*B^2 + [u^2 + (u-v)^2 + v^2]*B + v^2$ }
LABEL 1;
TYPE vector      = ARRAY[0..vsize] OF INTEGER;
VAR u,v,z,u2,v2,uv,s    : vector;
    p0,ap0,ap02,i,k     : INTEGER;

BEGIN p0:=p[0]; ap0:=abs(p0); IF ap0<=1 THEN
  BEGIN q[0]:=0; IF ap0=1 THEN
    BEGIN i:=sqr(p[1]); q[1]:=i MOD Radix; q[2]:=i DIV Radix;
    IF q[2]=0 THEN q[0]:=1 ELSE q[0]:=2 END;
    {Here a piece of assembler code should replace the last
    two lines to compute the square of a single-word integer}
    GOTO 1
  END;
  ap02:=(ap0+1)DIV 2; p[0]:=ap02; let(v,p); p[0]:=p0;
  {Here v has been formed}
  u[0]:=ap0-ap02; FOR i:=1 TO u[0] DO u[i]:=p[i+ap02];
  {Here u has been formed}
  square(u,u2); addsub(u,v,-1,z); square(z,uv);
  square(v,v2); addsub(u2,uv,-1,z); addsub(z,v2,1,s);
  {Here  $u^2 - (u-v)^2 + v^2$  has been formed}
  expand(ap02,s); expand(2*ap02,u2);
  addsub(u2,v2,1,z); addsub(z,s,1,q);
1: END {square};

BEGIN{Here begins a test program for the procedure square}
  Radix:=sqr(sqrtR); B1:=Radix-1; B101:=Radix DIV 10 - 1;
  writeln('Radix=10'',trunc(0.434294481*ln(Radix)+0.5):2);
  putin('Give a= ',a); WHILE a[0]>0 DO BEGIN
    square(a,b);putout('sqr(a)= ',b);putin('Give a= ',a) END
END.
```

Here a new procedure `expand` has been written in order to facilitate the multiplication of the multiple precision integers occurring in the computation by a power of the radix used. This operation is simply performed by adding a number

## A RECURSIVE PROCEDURE FOR SQUARING LARGE INTEGERS

of zero words at the end of the integer in question, which, because of our “the other way round” representation, has to be done by inserting these zero words at the beginning of the corresponding vector.

When the procedure *Square* is called to compute the square of a very large integer  $N$ , the integer is first split into two parts,  $U$  and  $V$ . Then *Square* is called again *three times* for the squaring of the smaller integers occurring in (A10.10). If any of *these* integers is still larger than one computer word, the procedure *Square* is again called three times to perform the squaring of this particular integer and so on, until the whole computation is reorganized to contain the squaring of single precision integers only and some(!) additions. In order to keep track of what has to be done during this process, key information for each of the procedure calls is automatically being stored in the computer.

The substitution of the squaring of a large integer by three squarings of integers of about half the length may be symbolized as shown below.

In the first of these pictures, the area of the whole square represents the amount of computational work that would be needed in order to square an integer of length  $L$  by the ordinary multiplication algorithm, used in our Multiple Precision Package, described in Appendix 9. In the second picture, the integer has been split in two equal halves, and now only *three* of these shorter integers of length  $L/2$  have to be squared. This is represented by the shaded portion of the second picture. Continuing in the same way, we successively arrive at an amount of computational labor, corresponding to the shaded portions of the following pictures. The dark portions of the squares are thinned out, the further we break down the computation into smaller and smaller parts.




Figure A10.1. Fractal structure of recursive squaring.  $D = 1.585$

### Fractal Structure of Recursive Squaring

The thinning out of the shaded parts of the squares in the picture is what is called a *fractal structure*. More precisely, it is a self-similar fractal, called a square Sierpiński gasket, with inner cut-off. For this concept, see [2]. (The inner cutoff is caused by the fact that the splitting into halves is not continued indefinitely, but ends when the length has come down to one computer word.) The *fractal dimension* that characterizes the limiting case of the squares shown is  $d = \log 3 / \log 2 = 1.585$ , which is precisely the order of magnitude of the algorithm depicted, according to (A10.9). We thus find the concept of fractal dimension to be at the heart of the matter in the study of graphs showing the execution of computational schemes.

### Large Mersenne Primes

In [3] it is reported that the technique described has been used by David Slowinski in his search for large Mersenne primes with the aid of Lucas' Test, Theorem 4.9 on p. 119. Choosing the radix  $B = 2^n$  gives the following formula for the square of  $U = U_2 B + U_1$ :

$$U^2 = (2^{2n} + 2^n)U_2^2 - 2^n(U_1 - U_2)^2 + (2^n + 1)U_0^2, \quad (\text{A10.11})$$

used by Slowinski on a CRAY-1 computer, which at the time was one of the fastest computers built. The high speed of the CRAY computer depends to large extent on its organization. It is a so-called vector and pipeline machine, containing an arithmetic unit in which 64 identical operations can be performed on 64 items of data simultaneously. By this means a speed factor of 64 is gained, *assuming that the computation at hand can be organized to fit this design*. Thus, in such a computer, the smallest "unit" to work with, in a multiple-precision arithmetic package, is an integer of 64 (or possibly 62) computer words. This concept replaces the single-word integer used in the assembly code within the PROCEDURE square in the program above, and the arithmetic package will employ sections of assembly code written to handle such entities. Of course, the entire computation is effected in binary arithmetic, which is extremely advantageous because of the simple binary structure (ONES only) of the Mersenne numbers.

### Bibliography

1. Donald E. Knuth, *The Art of Computer Programming*, Vol. 2, Second edition, Addison-Wesley, Reading, Massachusetts (1981) pp. 278–301.
2. Benoit B. Mandelbrot, *The Fractal Geometry of Nature*, San Francisco, 1983.
3. John Ewing, " $2^{86243} - 1$  is Prime", *The Mathematical Intelligencer* 5 (1983) p. 60.

## APPENDIX 11

### THE STIELTJES INTEGRAL

#### Introduction

In this appendix we give a short account of the theory of Riemann-Stieltjes integration. This concept is a generalization of the familiar theory of Riemann integration as extended to integrands with jump discontinuities. Since many of the fundamental number-theoretic functions, for instance  $\pi(x)$ , exhibit this type of behaviour, Riemann-Stieltjes integration is the appropriate tool to apply when such functions need to be integrated.—Moreover, it is an elegant little theory, also useful in other contexts, mainly because it admits sums to be written in a simple way as integrals.

#### Functions With Jump Discontinuities

A jump is the simplest sort of discontinuity a function can have. A jump discontinuity can be described as follows: At some point  $x_i$  the *limit when approaching  $x_i$  from the right*,

$$\lim_{x \rightarrow x_i + 0} \alpha(x) = \alpha(x_i + 0), \quad (\text{A11.1})$$

and the *limit from the left*,

$$\lim_{x \rightarrow x_i - 0} \alpha(x) = \alpha(x_i - 0), \quad (\text{A11.2})$$

both exist, but have different values. The magnitude of the jump is the difference between these two limiting values,  $\alpha(x_i + 0) - \alpha(x_i - 0)$ . A very simple example of a function with such discontinuities is offered by  $y = \lfloor x \rfloor$  (the integer part of  $x$ ), which has jumps of size 1 for each integer value of  $x$ . The structure of a function having only finite jump discontinuities is described by

**Theorem A11.1.** If the function  $\alpha(x)$  has only finite jump discontinuities, then  $\alpha(x)$  can be written as a sum of two terms

$$\alpha(x) = g(x) + w(x). \quad (\text{A11.3})$$

Here  $g(x)$  is a continuous function and  $w(x)$  a step-function having the same points of discontinuity and jumps of the same magnitudes as  $\alpha(x)$ .

## THE STIELTJES INTEGRAL

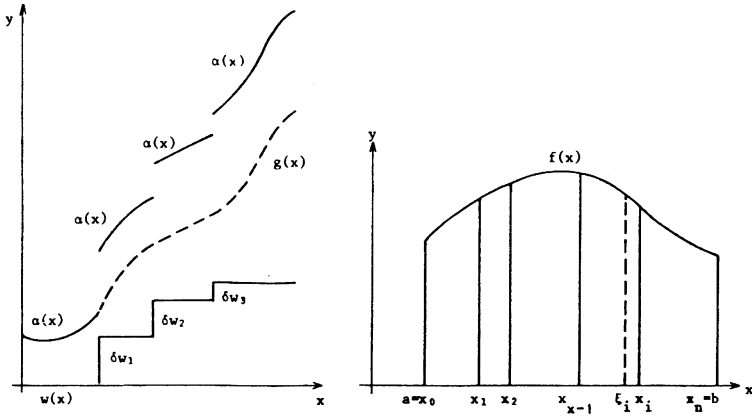


Figure A11.1.  $\alpha(x) = g(x) + w(x)$       Figure A11.2. Riemann integration

**Proof.** The theorem is obvious if we consider fig. A11.1. All that is needed to construct  $g(x)$  is to remove each jump of  $\alpha(x)$  by a vertical movement of the parts of its graph between two adjacent jumps by a distance chosen such that the entire jump is spanned. Finally  $w(x)$  is given by  $\alpha(x) - g(x)$ .

This fundamental theorem provides us with a tool which greatly simplifies the calculus of functions with jump discontinuities. Writing  $\alpha(x)$  as  $g(x) + w(x)$ , in order to generalize the differential and integral calculus for continuous functions to this slightly more general class, we need only to study how the calculus operates on step-functions.

### The Riemann Integral

Before stating the definition of the Riemann–Stieltjes integral, we recollect the definition of the somewhat simpler Riemann integral for a continuous function  $f(x)$ , integrated over a finite interval  $[a, b]$ :

Divide the given interval into sub-intervals by introducing the points  $a = x_0, x_1, x_2, \dots, x_{n-1}, x_n = b$ , see figure A11.2. Choose an arbitrary point  $\xi_i$  in the sub-interval

$$x_{i-1} \leq \xi_i \leq x_i, \quad (\text{A11.4})$$

and consider the limit

$$\lim_{n \rightarrow \infty} \sum_{i=1}^n f(\xi_i) \Delta x_i, \quad \text{with} \quad \Delta x_i = x_i - x_{i-1}. \quad (\text{A11.5})$$

Here the lengths  $\Delta x_i$  of all the sub-intervals must tend to zero. This expression

## DEFINITION OF THE STIELTJES INTEGRAL

then converges to Riemann's integral

$$\int_a^b f(x) dx = \lim_{\Delta x_i \rightarrow 0} \sum_{i=1}^n f(\xi_i) \Delta x_i. \quad (\text{A11.6})$$

Please note that the limiting value is *completely independent of the particular way in which the subdivision points are chosen*, provided that the lengths of *all* the sub-intervals  $[x_{i-1}, x_i]$  tend to zero.—We also remind the reader of the fairly obvious generalizations of (A11.6) to cases where one or both of the limits of integration tend to infinity:

$$\int_a^\infty f(x) dx = \lim_{X \rightarrow \infty} \int_a^X f(x) dx, \quad (\text{A11.7})$$

$$\int_{-\infty}^b f(x) dx = \lim_{X \rightarrow -\infty} \int_X^b f(x) dx, \quad (\text{A11.8})$$

and of the instance when  $f(x)$  has but one single point of discontinuity,  $x = c$  in the interval  $[a, b]$ :

$$\int_a^b f(x) dx = \lim_{\epsilon \rightarrow +0} \int_a^{c-\epsilon} f(x) dx + \lim_{\epsilon \rightarrow +0} \int_{c+\epsilon}^b f(x) dx. \quad (\text{A11.9})$$

In case  $f(x)$  has a finite number of discontinuities in  $[a, b]$ , the interval is split into sub-intervals, each sub-interval containing but one discontinuity of  $f(x)$ , and (A11.9) applied to each sub-interval. If each of the resulting limits exists, then  $f(x)$  is said to be Riemann integrable over the interval  $[a, b]$ .

### Definition of the Stieltjes Integral

The Stieltjes integral is a generalization of (A11.9) to integrands of a form other than that we have so far considered. Instead of (A11.5), consider the limit

$$\lim_{\Delta x_i \rightarrow 0} \sum_{i=1}^n f(\xi_i) (\alpha(x_i) - \alpha(x_{i-1})), \quad (\text{A11.10})$$

with  $x_i$  and  $\xi_i$  as in (A11.5). If  $\alpha(x)$  is a *differentiable* function then, by the mean-value theorem,

$$\alpha(x_i) - \alpha(x_{i-1}) = \alpha'(\xi_i^*) \Delta x_i \quad (\text{A11.11})$$

## THE STIELTJES INTEGRAL

for some suitably chosen  $\xi_i^*$  within the sub-interval  $[x_{i-1}, x_i]$ . Now, choosing  $\xi_i$  in (A11.5) to be  $\xi_i^*$ , it follows that the limit (A11.10) converges towards

$$\int_a^b f(x) \alpha'(x) dx = \int_a^b f(x) d\alpha(x). \quad (\text{A11.12})$$

Note here that even if  $\alpha(x)$  is *not a differentiable function*, the limiting value (A11.10) will exist, provided that  $\alpha(x)$  is continuous and the lengths of all the sub-intervals tend to zero. However, in such a case it is not possible in general to form  $\alpha'(x)$ , so that the notation  $\int f(x) d\alpha(x)$  must be retained.

Next, if  $\alpha(x)$  is not continuous but has jumps of magnitude  $\delta w_k$  at the points of discontinuity  $x_k$ , we may utilize Theorem A11.1 and write  $\alpha(x)$  as  $g(x) + w(x)$ ; that is to accumulate all the jumps in the step-function  $w(x)$  while  $g(x)$  is continuous. With this notation (A11.10) becomes

$$\lim_{\Delta x_i \rightarrow 0} \sum_{i=1}^n f(\xi_i)(g(x_i) - g(x_{i-1})) + \lim_{\Delta x_i \rightarrow 0} \sum_{i=1}^n f(\xi_i)(w(x_i) - w(x_{i-1})). \quad (\text{A11.13})$$

The first limit is obviously well-defined and  $= \int_a^b f(x) dg(x)$ , as  $g(x)$  is assumed to be continuous. Calculating the second limiting value, contributions are obtained only from those sub-intervals  $[x_{i-1} - x_i]$  in which  $w(x)$  jumps. Since the jumps of  $w(x)$  are identical to those of  $\alpha(x)$ —which we have assumed to be  $\delta w_k$  at  $x = x_k$ —we find that the second limit equals

$$\sum_k f(\xi_i) \delta w_k = \sum_k f(x_k) \delta w_k, \quad (\text{A11.14})$$

if we suppose  $f(x)$  to be continuous. Thus in this case the value of the Stieltjes integral is found to be

$$\int_a^b f(x) d\alpha(x) = \int_a^b f(x) dg(x) + \sum_k f(x_k) \delta w_k, \quad (\text{A11.15})$$

where  $g(x)$  is the “continuous part” of  $\alpha(x)$ , and the “step-function part”  $w(x)$  of  $f(x)$  has jumps of sizes  $\delta w_k$  at  $x = x_k$  in the interval  $[a, b]$ .

Generalizations of (A11.15) to an infinite range of integration, and to functions  $f(x)$  with jump discontinuities, are achieved in a manner completely analogous to the corresponding generalizations of the ordinary Riemann integral discussed earlier. The only situation to be avoided is when  $f(x)$  has a jump at one of the points  $x_k$ , a point of jump discontinuity for  $\alpha(x)$ , because in such a case the sum (A11.14) does not necessarily tend to a limit.

## RULES OF INTEGRATION FOR STIELTJES INTEGRALS

If the function  $\alpha(x)$  has a jump at either  $x = a$  or  $x = b$ , then the range of integration must be slightly adjusted depending on whether a contribution to the integral from the jump is desired or not. If no contribution is required, we write

$$\int_{a+0}^{b-0} f(x) d\alpha(x), \quad \text{whereas} \quad \int_{a-0}^{b+0} f(x) d\alpha(x) \quad (\text{A11.16})$$

is used, if both jumps are to be included in the evaluation of the integral.

**Examples.**

$$\sum_{x=m}^n f(x) = \int_{m-0}^{n+0} f(x) d[x], \quad (\text{A11.17})$$

since  $d[x]$  equals 1 for  $x = m, m+1, \dots, n$ , and is 0 elsewhere.

$$\sum_{p \text{ prime}} f(p) = \int_1^{\infty} f(x) d\pi(x), \quad (\text{A11.18})$$

since  $d\pi(x)$  is 1 whenever  $x$  is a prime  $p$ , and is 0 otherwise.

### Rules of Integration for Stieltjes Integrals

The simplest rules of integration can be proved in much the same way as in the case of ordinary Riemann integrals. Directly from the definition we have

$$\int_a^b f(x) d\alpha(x) = \int_a^c f(x) d\alpha(x) + \int_c^b f(x) d\alpha(x) \quad (\text{A11.19})$$

for any number  $c$  between  $a$  and  $b$ . However, care must be taken if  $c$  is a point of discontinuity of  $\alpha(x)$ . The contribution to the integral from such a jump is  $f(c)(\alpha(c+0) - \alpha(c-0))$ , and it is important to ensure that this term is neither lost nor counted twice when rewriting the integral. This can be achieved by avoiding the point  $c$  itself as a limit of integration, i.e. to calculate either

$$\int_a^{c-0} f(x) d\alpha(x) + \int_{c-0}^b f(x) d\alpha(x) \quad (\text{A11.20})$$

or

$$\int_a^{c+0} f(x) d\alpha(x) + \int_{c+0}^b f(x) d\alpha(x) \quad (\text{A11.21})$$



## THE STIELTJES INTEGRAL

Integration by change of variable follows the same formal rule as for Riemann integrals, i.e.

$$\int_a^b f(x) d\alpha(x) = \int_A^B f(\phi(t)) d\alpha(\phi(t)), \quad (\text{A11.22})$$

where the new limits of integration are given by the well-known rules

$$\phi(A) = a \quad \text{and} \quad \phi(B) = b, \quad (\text{A11.23})$$

respectively.

### Integration by Parts of Stieltjes Integrals

Integration by parts demands a closer scrutiny. Assume that  $\alpha(x)$  does not jump at either  $x = a$  or  $x = b$ . Write, as usual,  $\alpha(x) = g(x) + w(x)$  with  $g(x)$  a continuous and  $w(x)$  a piecewise constant function. Then

$$\begin{aligned} \int_a^b \alpha(x) df(x) &= \int_a^b g(x) df(x) + \int_a^b w(x) df(x) = \\ &= \int_a^b g(x) df(x) + \sum_k w_k \int_{x_k}^{x_{k+1}} df(x) = \\ &= \int_a^b g(x) df(x) + \sum_k w_k (f(x_{k+1}) - f(x_k)), \quad (\text{A11.24}) \end{aligned}$$

where, as above,

$$w_k = w(x_k + 0) = \sum_{i=1}^k \delta w_i. \quad (\text{A11.25})$$

Here  $w_k$  is the accumulated sum of jumps of  $\alpha(x)$  taken from left to right, i.e., the level which the step-function  $w(x)$  has attained at  $x = x_k + 0$ . Adding (A11.15) and (A11.24) we have

$$\begin{aligned} \int_a^b f(x) d\alpha(x) + \int_a^b \alpha(x) df(x) &= \int_a^b f(x) dg(x) + \int_a^b g(x) df(x) + \\ &+ \sum_k \{f(x_{k+1})(w_{k+1} - w_k) + w_k(f(x_{k+1}) - f(x_k))\} = \end{aligned}$$

## THE MEAN VALUE THEOREM

(since telescopic cancellation reduces the sum completely; apart from its first and last terms)

$$= \int_a^b d(f(x)g(x)) + f(b)w(b) - f(a)w(a) = \left[ f(x)\alpha(x) \right]_a^b. \quad (\text{A11.26})$$

We therefore conclude that the familiar formula for integration by parts of an ordinary Riemann integral

$$\int_a^b f(x) d\alpha(x) = \left[ f(x)\alpha(x) \right]_a^b - \int_a^b \alpha(x) df(x) \quad (\text{A11.27})$$

is valid without any change also for Riemann–Stieltjes integrals.

In the case when  $\alpha(x)$  jumps at  $x = a$  and/or  $x = b$ , formula (A11.27) still holds if care is taken to count the contributions from the jumps equally on both sides of (A11.26).

**Remark.** If  $g(x)$  is chosen identically 0, then (A11.26) yields

$$\begin{aligned} \sum_{k=0}^{s-1} f(x_{k+1})(w_{k+1} - w_k) &= f(x_s)w_s - f(x_0)w_0 - \\ &\quad - \sum_{k=0}^{s-1} w_k(f(x_{k+1}) - f(x_k)). \end{aligned} \quad (\text{A11.28})$$

This is Abel's celebrated formula for the partial summation of series.

### The Mean Value Theorem

We shall also need the Mean Value Theorem for Stieltjes integrals. We first remind the reader of the Mean Value Theorem for ordinary Riemann integrals:

**Theorem A11.2. The Mean Value Theorem for Riemann integrals.** If  $f(x)$  is a continuous function and  $h(x) \geq 0$ , then

$$\int_a^b f(x)h(x) dx = f(\xi) \int_a^b h(x) dx, \quad (\text{A11.29})$$

where  $\xi$  is a number between  $a$  and  $b$ .

The Mean Value Theorem is useful when it comes to estimation of an integral which is otherwise difficult to evaluate. For Stieltjes integrals this goal is achieved by

## THE STIELTJES INTEGRAL

**Theorem A11.3. The Mean Value Theorem for Riemann-Stieltjes Integrals.** If  $f(x)$  is a continuous and  $\alpha(x)$  a non-decreasing function, then

$$\int_a^b f(x) d\alpha(x) = f(\xi) \int_a^b d\alpha(x) = f(\xi)(\alpha(b) - \alpha(a)), \quad (\text{A11.30})$$

where  $\xi$  again is a number between  $a$  and  $b$ .

**Proof.** Suppose, as is usual in the proof of the Mean Value Theorem, that  $m \leq f(x) \leq M$  in the interval  $[a, b]$ , where  $m$  and  $M$  are the lower and upper bounds, respectively, of  $f(x)$ . Since  $\alpha(x)$  is supposed to be non-decreasing, all the differences  $\alpha(x_i) - \alpha(x_{i-1})$  in (A11.10) are non-negative, and thus

$$m(\alpha(x_i) - \alpha(x_{i-1})) \leq f(\xi_i)(\alpha(x_i) - \alpha(x_{i-1})) \leq M(\alpha(x_i) - \alpha(x_{i-1})).$$

Summing up all these inequalities for  $i = 1, 2, \dots, n$  and passing to the limit, we obtain

$$m \int_a^b d\alpha(x) \leq \int_a^b f(x) d\alpha(x) \leq M \int_a^b d\alpha(x).$$

Now, since  $f(x)$  is continuous we can find a number  $\xi$  in  $[a, b]$  such that the middle term

$$\int_a^b f(x) d\alpha(x) = f(\xi) \int_a^b d\alpha(x),$$

which proves the theorem.

### Applications

It is much easier to transform integrals by means of the rules of integration than it is to carry through the corresponding transformations on sums. Consequently a large field of application of Stieltjes integrals is the transformation of various sums after having first converted them into integrals by introducing some suitable step-function, as done in the case of formulas (A11.17) and (A11.18) above.

**Example 1.** The famous Euler–Maclaurin summation formula can easily be deduced by this technique. We indicate here the first step of the deduction. Starting

## APPLICATIONS

from (A11.17), we find

$$\begin{aligned}
 \sum_{k=m}^n f(k) &= \int_{m-0}^{n+0} f(x) d[x] = \int_{m-0}^{n+0} f(x) dx - \int_{m-0}^{n+0} f(x) d(x - [x]) = \\
 &= \int_m^n f(x) dx - \int_{m-0}^{n+0} f(x) d\left(x - [x] - \frac{1}{2}\right) = \\
 &= \int_m^n f(x) dx - \left[ f(x) \left(x - [x] - \frac{1}{2}\right) \right]_{m-0}^{n+0} + \int_m^n \left(x - [x] - \frac{1}{2}\right) f'(x) dx = \\
 &= \int_m^n f(x) dx + \frac{1}{2} f(m) + \frac{1}{2} f(n) + \int_m^n \left(x - [x] - \frac{1}{2}\right) f'(x) dx.
 \end{aligned}$$

**Example 2.** We prove a relation between the Riemann zeta-function and  $\pi(x)$ . Starting from (2.7) and (A11.18), we obtain

$$\begin{aligned}
 \ln \zeta(s) &= - \sum_p \ln(1 - p^{-s}) = - \int_{2-0}^{\infty} \ln(1 - x^{-s}) d\pi(x) = \\
 &= \left[ - \pi(x) \ln(1 - x^{-s}) \right]_{2-0}^{\infty} + \int_{2-0}^{\infty} \pi(x) d \ln(1 - x^{-s}) = \\
 &= \int_2^{\infty} \frac{s\pi(x) dx}{x(x^s - 1)} \quad \text{for } s > 1, \tag{A11.31}
 \end{aligned}$$

since the integrated term vanishes at  $x = 2 - 0$  and at  $x = \infty$ .

Further examples can be found in the deductions given on p. 44 and on p. 160.

## TABLES

Table 1. The Primes Below 12553 . . . . .	375
Table 2. The Primes Between $10^n$ and $10^n + 1000$ . . . . .	378
Table 3. $\pi(x)$ and the Errors in $\text{li } x$ and $R(x)$ . . . . .	380
Table 4. Factors of Fermat Numbers . . . . .	384
Table 5. Primes of the Form $h \cdot 2^n + 1$ . . . . .	389
Table 6. Primes of the Form $h \cdot 2^n - 1$ . . . . .	394
Table 7. Factors of Mersenne Numbers . . . . .	399
Table 8. Factors of $2^n + 1$ . . . . .	403
Table 9. Factors of $10^n - 1$ . . . . .	409
Table 10. Factors of $10^n + 1$ . . . . .	411
Table 11. Factors of $3^{2^n} + 1$ . . . . .	415
Table 12. Factors of $3^{2^n} + 2^{2^n}$ . . . . .	417
Table 13. Factors of $4^{2^n} + 3^{2^n}$ . . . . .	418
Table 14. Factors of $5^{2^n} + 1$ . . . . .	419
Table 15. Factors of $5^{2^n} + 2^{2^n}$ . . . . .	421
Table 16. Factors of $5^{2^n} + 3^{2^n}$ . . . . .	422
Table 17. Factors of $5^{2^n} + 4^{2^n}$ . . . . .	423
Table 18. Factors of $6^{2^n} + 1$ . . . . .	424
Table 19. Factors of $6^{2^n} + 5^{2^n}$ . . . . .	425
Table 20. Factors of $10^{2^n} + 1$ . . . . .	426
Table 21. Factors of $12^{2^n} + 1$ . . . . .	427
Table 22. Quadratic Residues . . . . .	429
Table 23. Gauss' Formulas For Cyclotomic Polynomials . . . . .	436
Table 24. Lucas' Formulas For Cyclotomic Polynomials . . . . .	443

# THE PRIMES BELOW 12553

**Table 1. The Primes Below 12553 (2–3571)**

2	233	547	877	1229	1597	1993	2371	2749	3187
3	239	557	881	1231	1601	1997	2377	2753	3191
5	241	563	883	1237	1607	1999	2381	2767	3203
7	251	569	887	1249	1609	2003	2383	2777	3209
11	257	571	907	1259	1613	2011	2389	2789	3217
13	263	577	911	1277	1619	2017	2393	2791	3221
17	269	587	919	1279	1621	2027	2399	2797	3229
19	271	593	929	1283	1627	2029	2411	2801	3251
23	277	599	937	1289	1637	2039	2417	2803	3253
29	281	601	941	1291	1657	2053	2423	2819	3257
31	283	607	947	1297	1663	2063	2437	2833	3259
37	293	613	953	1301	1667	2069	2441	2837	3271
41	307	617	967	1303	1669	2081	2447	2843	3299
43	311	619	971	1307	1693	2083	2459	2851	3301
47	313	631	977	1319	1697	2087	2467	2857	3307
53	317	641	983	1321	1699	2089	2473	2861	3313
59	331	643	991	1327	1709	2099	2477	2879	3319
61	337	647	997	1361	1721	2111	2503	2887	3323
67	347	653	1009	1367	1723	2113	2521	2897	3329
71	349	659	1013	1373	1733	2129	2531	2903	3331
73	353	661	1019	1381	1741	2131	2539	2909	3343
79	359	673	1021	1399	1747	2137	2543	2917	3347
83	367	677	1031	1409	1753	2141	2549	2927	3359
89	373	683	1033	1423	1759	2143	2551	2939	3361
97	379	691	1039	1427	1777	2153	2557	2953	3371
101	383	701	1049	1429	1783	2161	2579	2957	3373
103	389	709	1051	1433	1787	2179	2591	2963	3389
107	397	719	1061	1439	1789	2203	2593	2969	3391
109	401	727	1063	1447	1801	2207	2609	2971	3407
113	409	733	1069	1451	1811	2213	2617	2999	3413
127	419	739	1087	1453	1823	2221	2621	3001	3433
131	421	743	1091	1459	1831	2237	2633	3011	3449
137	431	751	1093	1471	1847	2239	2647	3019	3457
139	433	757	1097	1481	1861	2243	2657	3023	3461
149	439	761	1103	1483	1867	2251	2659	3037	3463
151	443	769	1109	1487	1871	2267	2663	3041	3467
157	449	773	1117	1489	1873	2269	2671	3049	3469
163	457	787	1123	1493	1877	2273	2677	3061	3491
167	461	797	1129	1499	1879	2281	2683	3067	3499
173	463	809	1151	1511	1889	2287	2687	3079	3511
179	467	811	1153	1523	1901	2293	2689	3083	3517
181	479	821	1163	1531	1907	2297	2693	3089	3527
191	487	823	1171	1543	1913	2309	2699	3109	3529
193	491	827	1181	1549	1931	2311	2707	3119	3533
197	499	829	1187	1553	1933	2333	2711	3121	3539
199	503	839	1193	1559	1949	2339	2713	3137	3541
211	509	853	1201	1567	1951	2341	2719	3163	3547
223	521	857	1213	1571	1973	2347	2729	3167	3557
227	523	859	1217	1579	1979	2351	2731	3169	3559
229	541	863	1223	1583	1987	2357	2741	3181	3571

# TABLES

**Table 1. The Primes Below 12553 (3581–7919)**

3581	4001	4421	4861	5281	5701	6143	6577	7001	7507
3583	4003	4423	4871	5297	5711	6151	6581	7013	7517
3593	4007	4441	4877	5303	5717	6163	6599	7019	7523
3607	4013	4447	4889	5309	5737	6173	6607	7027	7529
3613	4019	4451	4903	5323	5741	6197	6619	7039	7537
3617	4021	4457	4909	5333	5743	6199	6637	7043	7541
3623	4027	4463	4919	5347	5749	6203	6653	7057	7547
3631	4049	4481	4931	5351	5779	6211	6659	7069	7549
3637	4051	4483	4933	5381	5783	6217	6661	7079	7559
3643	4057	4493	4937	5387	5791	6221	6673	7103	7561
3659	4073	4507	4943	5393	5801	6229	6679	7109	7573
3671	4079	4513	4951	5399	5807	6247	6689	7121	7577
3673	4091	4517	4957	5407	5813	6257	6691	7127	7583
3677	4093	4519	4967	5413	5821	6263	6701	7129	7589
3691	4099	4523	4969	5417	5827	6269	6703	7151	7591
3697	4111	4547	4973	5419	5839	6271	6709	7159	7603
3701	4127	4549	4987	5431	5843	6277	6719	7177	7607
3709	4129	4561	4993	5437	5849	6287	6733	7187	7621
3719	4133	4567	4999	5441	5851	6299	6737	7193	7639
3727	4139	4583	5003	5443	5857	6301	6761	7207	7643
3733	4153	4591	5009	5449	5861	6311	6763	7211	7649
3739	4157	4597	5011	5471	5867	6317	6779	7213	7669
3761	4159	4603	5021	5477	5869	6323	6781	7219	7673
3767	4177	4621	5023	5479	5879	6329	6791	7229	7681
3769	4201	4637	5039	5483	5881	6337	6793	7237	7687
3779	4211	4639	5051	5501	5897	6343	6803	7243	7691
3793	4217	4643	5059	5503	5903	6353	6823	7247	7699
3797	4219	4649	5077	5507	5923	6359	6827	7253	7703
3803	4229	4651	5081	5519	5927	6361	6829	7283	7717
3821	4231	4657	5087	5521	5939	6367	6833	7297	7723
3823	4241	4663	5099	5527	5953	6373	6841	7307	7727
3833	4243	4673	5101	5531	5981	6379	6857	7309	7741
3847	4253	4679	5107	5557	5987	6389	6863	7321	7753
3851	4259	4691	5113	5563	6007	6397	6869	7331	7757
3853	4261	4703	5119	5569	6011	6421	6871	7333	7759
3863	4271	4721	5147	5573	6029	6427	6883	7349	7789
3877	4273	4723	5153	5581	6037	6449	6899	7351	7793
3881	4283	4729	5167	5591	6043	6451	6907	7369	7817
3889	4289	4733	5171	5623	6047	6469	6911	7393	7823
3907	4297	4751	5179	5639	6053	6473	6917	7411	7829
3911	4327	4759	5189	5641	6067	6481	6947	7417	7841
3917	4337	4783	5197	5647	6073	6491	6949	7433	7853
3919	4339	4787	5209	5651	6079	6521	6959	7451	7867
3923	4349	4789	5227	5653	6089	6529	6961	7457	7873
3929	4357	4793	5231	5657	6091	6547	6967	7459	7877
3931	4363	4799	5233	5659	6101	6551	6971	7477	7879
3943	4373	4801	5237	5669	6113	6553	6977	7481	7883
3947	4391	4813	5261	5683	6121	6563	6983	7487	7901
3967	4397	4817	5273	5689	6131	6569	6991	7489	7907
3989	4409	4831	5279	5693	6133	6571	6997	7499	7919

# THE PRIMES BELOW 12553

**Table 1. The Primes Below 12553 (7927–12553)**

7927	8389	8837	9293	9739	10181	10663	11159	11677	12113
7933	8419	8839	9311	9743	10193	10667	11161	11681	12119
7937	8423	8849	9319	9749	10211	10687	11171	11689	12143
7949	8429	8861	9323	9767	10223	10691	11173	11699	12149
7951	8431	8863	9337	9769	10243	10709	11177	11701	12157
7963	8443	8867	9341	9781	10247	10711	11197	11717	12161
7993	8447	8887	9343	9787	10253	10723	11213	11719	12163
8009	8461	8893	9349	9791	10259	10729	11239	11731	12197
8011	8467	8923	9371	9803	10267	10733	11243	11743	12203
8017	8501	8929	9377	9811	10271	10739	11251	11777	12211
8039	8513	8933	9391	9817	10273	10753	11257	11779	12227
8053	8521	8941	9397	9829	10289	10771	11261	11783	12239
8059	8527	8951	9403	9833	10301	10781	11273	11789	12241
8069	8537	8963	9413	9839	10303	10789	11279	11801	12251
8081	8539	8969	9419	9851	10313	10799	11287	11807	12253
8087	8543	8971	9421	9857	10321	10831	11299	11813	12263
8089	8563	8999	9431	9859	10331	10837	11311	11821	12269
8093	8573	9001	9433	9871	10333	10847	11317	11827	12277
8101	8581	9007	9437	9883	10337	10853	11321	11831	12281
8111	8597	9011	9439	9887	10343	10859	11329	11833	12289
8117	8599	9013	9461	9901	10357	10861	11351	11839	12301
8123	8609	9029	9463	9907	10369	10867	11353	11863	12323
8147	8623	9041	9467	9923	10391	10883	11369	11867	12329
8161	8627	9043	9473	9929	10399	10889	11383	11887	12343
8167	8629	9049	9479	9931	10427	10891	11393	11897	12347
8171	8641	9059	9491	9941	10429	10903	11399	11903	12373
8179	8647	9067	9497	9949	10433	10909	11411	11909	12377
8191	8663	9091	9511	9967	10453	10937	11423	11923	12379
8209	8669	9103	9521	9973	10457	10939	11437	11927	12391
8219	8677	9109	9533	10007	10459	10949	11443	11933	12401
8221	8681	9127	9539	10009	10463	10957	11447	11939	12409
8231	8689	9133	9547	10037	10477	10973	11467	11941	12413
8233	8693	9137	9551	10039	10487	10979	11471	11953	12421
8237	8699	9151	9587	10061	10499	10987	11483	11959	12433
8243	8707	9157	9601	10067	10501	10993	11489	11969	12437
8263	8713	9161	9613	10069	10513	11003	11491	11971	12451
8269	8719	9173	9619	10079	10529	11027	11497	11981	12457
8273	8731	9181	9623	10091	10531	11047	11503	11987	12473
8287	8737	9187	9629	10093	10559	11057	11519	12007	12479
8291	8741	9199	9631	10099	10567	11059	11527	12011	12487
8293	8747	9203	9643	10103	10589	11069	11549	12037	12491
8297	8753	9209	9649	10111	10597	11071	11551	12041	12497
8311	8761	9221	9661	10133	10601	11083	11579	12043	12503
8317	8779	9227	9677	10139	10607	11087	11587	12049	12511
8329	8783	9239	9679	10141	10613	11093	11593	12071	12517
8353	8803	9241	9689	10151	10627	11113	11597	12073	12527
8363	8807	9257	9697	10159	10631	11117	11617	12097	12539
8369	8819	9277	9719	10163	10639	11119	11621	12101	12541
8377	8821	9281	9721	10169	10651	11131	11633	12107	12547
8387	8831	9283	9733	10177	10657	11149	11657	12109	12553



# TABLES

Table 2. The Primes Between $10^n$ and $10^n + 1000$								
$10^5+$	$10^5+$	$10^5+$	$10^6+$	$10^6+$	$10^7+$	$10^7+$	$10^8+$	$10^8+$
3	501	999	3	537	19	747	7	717
19	511		33	541	79	759	37	721
43	517		37	547	103	763	39	793
49	519		39	577	121	769	49	799
57	523		81	579	139	789	73	801
69	537		99	589	141	799	81	837
103	547		117	609	169	813	123	841
109	549		121	619	189	819	127	853
129	559		133	621	223	831	193	891
151	591		151	639	229	849	213	921
153	609		159	651	247	867	217	937
169	613		171	667	253	871	223	939
183	621		183	669	261	873	231	963
189	649		187	679	271	877	237	969
193	669		193	691	303	891	259	
207	673		199	697	339	931	267	
213	693		211	721	349	943	279	
237	699		213	723	357	961	357	
267	703		231	763	363	967	379	
271	733		249	777	379	987	393	
279	741		253	793	439	993	399	
291	747		273	829	451		421	
297	769		289	847	453		429	
313	787		291	849	457		463	
333	799		303	859	481		469	
343	801		313	861	511		471	
357	811		333	889	537		493	
361	823		357	907	583		541	
363	829		367	919	591		543	
379	847		381	921	609		561	
391	853		393	931	643		567	
393	907		397	969	651		577	
403	913		403	973	657		609	
411	927		409	981	667		627	
417	931		423	999	687		643	
447	937		427		691		651	
459	943		429		721		661	
469	957		453		723		669	
483	981		457		733		673	
493	987		507		741		687	

# THE PRIMES BETWEEN $10^n$ AND $10^n + 1000$

Table 2. The Primes Between $10^n$ and $10^n + 1000$									
$10^2+$	$10^3+$	$10^{10}+$	$10^{10}+$	$10^{11}+$	$10^{11}+$	$10^{12}+$	$10^{13}+$	$10^{14}+$	$10^{15}+$
7	829	19	963	3	801	39	37	31	37
9	861	33	991	19	817	61	51	67	91
21	871	61	993	57	819	63	99	97	159
33	891	69	999	63	861	91	129	99	187
87	901	97		69	901	121	183	133	223
93	919	103		73	943	163	259	139	241
97	931	121		91	951	169	267	169	249
103	933	141		103		177	273	183	259
123	993	147		129		189	279	261	273
181		207		171		193	283	357	279
207		259		183		211	313	367	297
223		277		193		271	343	403	357
241		279		211		303	391	423	399
271		319		223		331	411	469	403
289		343		237		333	433	487	487
297		391		253		339	453	493	513
321		403		283		459	591	541	613
349		469		319		471	609	601	711
363		501		363		537	643	643	741
403		537		367		543	649	657	783
409		583		379		547	657	709	811
411		589		393		561	687	721	843
427		597		403		609	691	753	873
433		601		411		661	717	777	921
439		631		417		669	729	807	
447		643		427		721	751	841	
453		649		447		751	759	843	
459		667		487		787	777	861	
483		679		519		789	853	963	
513		711		567		799	883	993	
531		723		579		841	943		
579		741		621		903	957		
607		753		631		921	987		
613		793		637		931	993		
637		799		669		933			
663		807		699		949			
711		877		703		997			
753		883		721					
787		889		739					
801		949		747					

# TABLES

**Table 3. Accuracy of the Approximations  $li\ x$  and  $R(x)$**

$x$	$\pi(x)$	$li - \pi$	$R - \pi$	$x$	$\pi(x)$	$li - \pi$	$R - \pi$
10	4	2	1	$10^5$	9, 592	38	-5
20	8	2	0	$2 \cdot 10^5$	17, 984	52	-2
30	10	3	0	$3 \cdot 10^5$	25, 997	90	26
40	12	4	1	$4 \cdot 10^5$	33, 860	63	-8
50	15	3	0	$5 \cdot 10^5$	41, 538	68	-8
60	17	4	0	$6 \cdot 10^5$	49, 098	75	-7
70	19	4	0	$7 \cdot 10^5$	56, 543	102	14
80	22	4	0	$8 \cdot 10^5$	63, 951	86	-8
90	24	4	0	$9 \cdot 10^5$	71, 274	88	-8
100	25	5	1	$10^6$	78, 498	130	29
200	46	4	-1	$2 \cdot 10^6$	148, 933	122	-9
300	62	6	0	$3 \cdot 10^6$	216, 816	155	0
400	78	7	0	$4 \cdot 10^6$	283, 146	206	33
500	95	7	-1	$5 \cdot 10^6$	348, 513	125	-64
600	109	9	1	$6 \cdot 10^6$	412, 849	228	24
700	125	8	0	$7 \cdot 10^6$	476, 648	179	-38
800	139	9	1	$8 \cdot 10^6$	539, 777	223	-6
900	154	9	0	$9 \cdot 10^6$	602, 489	187	-53
$10^3$	168	10	0	$10^7$	664, 579	339	88
$2 \cdot 10^3$	303	12	0	$2 \cdot 10^7$	1, 270, 607	298	-36
$3 \cdot 10^3$	430	13	0	$3 \cdot 10^7$	1, 857, 859	354	-41
$4 \cdot 10^3$	550	15	1	$4 \cdot 10^7$	2, 433, 654	362	-84
$5 \cdot 10^3$	669	15	0	$5 \cdot 10^7$	3, 001, 134	423	-67
$6 \cdot 10^3$	783	17	1	$6 \cdot 10^7$	3, 562, 115	568	39
$7 \cdot 10^3$	900	14	-3	$7 \cdot 10^7$	4, 118, 064	521	-44
$8 \cdot 10^3$	1, 007	19	2	$8 \cdot 10^7$	4, 669, 382	709	111
$9 \cdot 10^3$	1, 117	20	1	$9 \cdot 10^7$	5, 216, 954	856	228
$10^4$	1, 229	17	-2	$10^8$	5, 761, 455	754	97
$2 \cdot 10^4$	2, 262	27	2	$2 \cdot 10^8$	11, 078, 937	1, 038	153
$3 \cdot 10^4$	3, 245	32	4	$3 \cdot 10^8$	16, 252, 325	1, 084	30
$4 \cdot 10^4$	4, 203	30	-1	$4 \cdot 10^8$	21, 336, 326	1, 052	-141
$5 \cdot 10^4$	5, 133	34	0	$5 \cdot 10^8$	26, 355, 867	965	-350
$6 \cdot 10^4$	6, 057	26	-9	$6 \cdot 10^8$	31, 324, 703	1, 342	-81
$7 \cdot 10^4$	6, 935	50	13	$7 \cdot 10^8$	36, 252, 931	1, 311	-212
$8 \cdot 10^4$	7, 837	39	0	$8 \cdot 10^8$	41, 146, 179	1, 683	69
$9 \cdot 10^4$	8, 713	44	3	$9 \cdot 10^8$	46, 009, 215	2, 434	734

# ACCURACY OF THE APPROXIMATIONS $\text{li } x$ AND $R(x)$

Table 3. Accuracy of the Approximations $\text{li } x$ and $R(x)$			
$x$	$\pi(x)$	$\text{li } x - \pi(x)$	$R(x) - \pi(x)$
$10^9$	50, 847, 534	1, 701	-79
$2 \cdot 10^9$	98, 222, 287	3, 015	602
$3 \cdot 10^9$	144, 449, 537	3, 192	305
$4 \cdot 10^9$	189, 961, 812	2, 779	-500
$5 \cdot 10^9$	234, 954, 223	4, 558	937
$6 \cdot 10^9$	279, 545, 368	3, 499	-428
$7 \cdot 10^9$	323, 804, 352	4, 068	-138
$8 \cdot 10^9$	367, 783, 654	5, 242	778
$9 \cdot 10^9$	411, 523, 195	5, 059	354
$10^{10}$	455, 052, 511	3, 104	-1, 828
$2 \cdot 10^{10}$	882, 206, 716	8, 163	1, 437
$3 \cdot 10^{10}$	1, 300, 005, 926	10, 206	2, 134
$4 \cdot 10^{10}$	1, 711, 955, 433	8, 699	-490
$5 \cdot 10^{10}$	2, 119, 654, 578	11, 961	1, 799
$6 \cdot 10^{10}$	2, 524, 038, 155	10, 163	-872
$7 \cdot 10^{10}$	2, 925, 699, 539	10, 280	-1, 551
$8 \cdot 10^{10}$	3, 325, 059, 246	12, 346	-222
$9 \cdot 10^{10}$	3, 722, 428, 991	15, 271	2, 013
$10^{11}$	4, 118, 054, 813	11, 588	-2, 318
$2 \cdot 10^{11}$	8, 007, 105, 059	13, 345	-5, 707
$3 \cdot 10^{11}$	11, 818, 439, 135	23, 767	851
$4 \cdot 10^{11}$	15, 581, 005, 657	35, 814	9, 683
$5 \cdot 10^{11}$	19, 308, 136, 142	35, 586	6, 652
$6 \cdot 10^{11}$	23, 007, 501, 786	30, 192	-1, 258
$7 \cdot 10^{11}$	26, 684, 074, 310	39, 428	5, 680
$8 \cdot 10^{11}$	30, 341, 383, 527	34, 506	-1, 370
$9 \cdot 10^{11}$	33, 981, 987, 586	45, 948	8, 083
$10^{12}$	37, 607, 912, 018	38, 263	-1, 476
$2 \cdot 10^{12}$	73, 301, 896, 139	48, 195	-6, 432
$3 \cdot 10^{12}$	108, 340, 298, 703	80, 927	15, 096
$4 \cdot 10^{12}$	142, 966, 208, 126	61, 848	-13, 314
$5 \cdot 10^{12}$	177, 291, 661, 649	72, 126	-11, 182
$6 \cdot 10^{12}$	211, 381, 427, 039	99, 289	8, 669
$7 \cdot 10^{12}$	245, 277, 688, 804	110, 790	13, 484
$8 \cdot 10^{12}$	279, 010, 070, 811	79, 478	-24, 020
$9 \cdot 10^{12}$	312, 600, 354, 108	127, 831	18, 542

# TABLES

**Table 3. Accuracy of the Approximations  $\text{li } x$  and  $R(x)$**

$x$	$\pi(x)$	$\text{li } x - \pi(x)$	$R(x) - \pi(x)$
$10^{13}$	346, 065, 536, 839	108, 971	-5, 773
$2 \cdot 10^{13}$	675, 895, 909, 271	170, 356	12, 194
$3 \cdot 10^{13}$	1, 000, 121, 668, 853	157, 353	-33, 533
$4 \cdot 10^{13}$	1, 320, 811, 971, 702	221, 646	3, 483
$5 \cdot 10^{13}$	1, 638, 923, 764, 567	253, 033	11, 037
$6 \cdot 10^{13}$	1, 955, 010, 428, 258	323, 908	60, 505
$7 \cdot 10^{13}$	2, 269, 432, 871, 304	197, 552	-85, 431
$8 \cdot 10^{13}$	2, 582, 444, 113, 487	327, 644	26, 520
$9 \cdot 10^{13}$	2, 894, 232, 250, 783	348, 266	30, 170
$10^{14}$	3, 204, 941, 750, 802	314, 890	-19, 200
$2 \cdot 10^{14}$	6, 270, 424, 651, 315	531, 925	70, 408
$3 \cdot 10^{14}$	9, 287, 441, 600, 280	434, 926	-122, 759
$4 \cdot 10^{14}$	12, 273, 824, 155, 491	567, 492	-70, 423
$5 \cdot 10^{14}$	15, 237, 833, 654, 620	812, 601	104, 541
$6 \cdot 10^{14}$	18, 184, 255, 291, 570	530, 687	-240, 406
$7 \cdot 10^{14}$	21, 116, 208, 911, 023	874, 392	45, 623
$8 \cdot 10^{14}$	24, 035, 890, 368, 161	1, 084, 477	202, 253
$9 \cdot 10^{14}$	26, 944, 926, 466, 221	1, 179, 734	247, 489
$10^{15}$	29, 844, 570, 422, 669	1, 052, 619	73, 218
$2 \cdot 10^{15}$	58, 478, 215, 681, 891	1, 317, 791	-37, 631
$3 \cdot 10^{15}$	86, 688, 602, 810, 119	1, 872, 580	233, 047
$4 \cdot 10^{15}$	114, 630, 988, 904, 000	1, 364, 039	-512, 689
$5 \cdot 10^{15}$	142, 377, 417, 196, 364	2, 277, 608	193, 397
$6 \cdot 10^{15}$	169, 969, 662, 554, 551	1, 886, 041	-384, 694
$7 \cdot 10^{15}$	197, 434, 994, 078, 331	1, 297, 328	-144, 134
$8 \cdot 10^{15}$	224, 792, 606, 318, 600	2, 727, 671	127, 929
$9 \cdot 10^{15}$	252, 056, 733, 453, 928	1, 956, 031	-791, 857
$10^{16}$	279, 238, 341, 033, 925	3, 214, 632	327, 052
$2 \cdot 10^{16}$	547, 863, 431, 950, 008	3, 776, 488	-225, 875
$3 \cdot 10^{16}$	812, 760, 276, 789, 503	4, 651, 601	-193, 899
$4 \cdot 10^{16}$	1, 075, 292, 778, 753, 150	5, 538, 861	-10, 980
$5 \cdot 10^{16}$	1, 336, 094, 767, 763, 971	6, 977, 890	811, 655
$6 \cdot 10^{16}$	1, 595, 534, 099, 589, 274	5, 572, 837	-1, 147, 719
$7 \cdot 10^{16}$	1, 853, 851, 099, 626, 620	8, 225, 687	997, 606
$8 \cdot 10^{16}$	2, 111, 215, 026, 220, 444	6, 208, 817	-1, 489, 898
$9 \cdot 10^{16}$	2, 367, 751, 438, 410, 550	9, 034, 988	895, 676

Table 3. Accuracy of the Approximations $\text{li } x$ and $R(x)$			
$x$	$\pi(x)$	$\text{li } x - \pi(x)$	$R(x) - \pi(x)$
$10^{17}$	2, 623, 557, 157, 654, 233	7, 956, 589	−598, 255
$2 \cdot 10^{17}$	5, 153, 329, 362, 645, 908	10, 857, 072	−1, 016, 134
$3 \cdot 10^{17}$	7, 650, 011, 911, 275, 069	14, 538, 005	152, 863
$4 \cdot 10^{17}$	10, 125, 681, 208, 311, 322	19, 808, 695	3, 323, 994
$5 \cdot 10^{17}$	12, 585, 956, 566, 571, 620	19, 070, 319	747, 495
$10^{18}$	24, 739, 954, 287, 740, 860	21, 949, 555	−3, 501, 366

### Bibliography

1. D. N. Lehmer, *List of Prime Numbers From 1 to 10,006,721*, Hafner, New York, 1956. (Reprint)
2. D. H. Lehmer, "On the Exact Number of Primes Less Than a Given Limit," *Ill. Journ. Math.* **3** (1959) pp. 381–388. Contains many references to earlier work.
3. David C. Mapes, "Fast Method for Computing the Number of Primes Less Than a Given Limit," *Math. Comp.* **17** (1963) pp. 179–185.
4. J. C. Lagarias, V. S. Miller and A. M. Odlyzko, "Computing  $\pi(x)$ : The Meissel-Lehmer Method," *Math. Comp.* **44** (1985) pp. 537–560.
5. Jan Bohman, "On the Number of Primes Less Than a Given Limit," *Nordisk Tidskrift för Informationsbehandling (BIT)* **12** (1972) pp. 576–577.

# TABLES

## Prime Factors of Fermat Numbers

$F_0$  through  $F_4$  are primes.

$F_5$  through  $F_9$ , and  $F_{11}$  are completely factored, and their factorizations are

$$F_5 = 641 \cdot 6700417 \text{ (Found by Euler in 1732)}$$

$$F_6 = 274177 \cdot 6728\,0421310721 \text{ (Landry and Le Lasseur in 1880)}$$

$$F_7 = 5964958\,9127497217 \cdot 57\,0468920068\,5129054721$$

(Morrison and Brillhart in 1970)

$$F_8 = 123892\,6361552897 \cdot 93\,4616397153\,5797776916\,3558199606\text{-}$$

$$\text{-}8965840512\,3754163818\,8580280321 \text{ (Brent and Pollard in 1980)}$$

$$F_9 = 2424833 \cdot 745560282\,5647884208\,3373957362\,0045491878\,3366342657 \cdot$$

$$\text{P99 (Western in 1903 and Lenstra and Manasse in 1989)}$$

$$F_{11} = 319489 \cdot 974849 \cdot 1\,6798855634\,1760475137 \cdot 35\,6084190644\,5833920513 \cdot$$

$$\text{P564 (Cunningham in 1899 and Brent in 1988)}$$

**Table 4. Prime Factors  $p = k \cdot 2^n + 1$  of Fermat Numbers  $F_m = 2^{2^m} + 1$**

$m$	$k$	$n$	Factor found by
10	11131	12	Selfridge in 1953
	395937	14	Brillhart in 1962
12	7	14	Pervouchine and Lucas in 1877
	397	16	Western in 1903
	973	16	Western in 1903
	11613415	14	Hallyburton and Brillhart in 1974
	76668221077	14	Baillie in 1986
13	41365885	16	Hallyburton and Brillhart in 1974
	20323554055421	17	Crandall in 1991
	6872386635861	19	Crandall in 1991
14		composite	Selfridge and Hurwitz in 1963
15	579	21	Kraitchik in 1925
	17753925353	17	Gostin in 1987
16	1575	19	Selfridge in 1953
17	59251857	19	Gostin in 1980
18	13	20	Western in 1903
19	33629	21	Riesel in 1962
	308385	21	Wrathall in 1963
20		composite	Buell and Young in 1986
21	534689	23	Wrathall in 1963
22		composite	Crandall et al. in 1993
23	5	25	Pervouchine in 1878

# PRIME FACTORS OF FERMAT NUMBERS

**Table 4. Prime Factors  $p = k \cdot 2^n + 1$  of Fermat Numbers  $F_m = 2^{2^m} + 1$**

$m$	$k$	$n$	Factor found by
25	48413	29	Wrathall in 1963
	1522849979	27	Gostin in 1985
	16168301139	27	McLaughlin 1987
26	143165	29	Wrathall in 1963
27	141015	30	Wrathall in 1963
	430816215	29	Gostin in 1985
29	1120049	31	Gostin and McLaughlin in 1980
30	149041	32	Wrathall in 1963
	127589	33	Wrathall in 1963
32	1479	34	Wrathall in 1963
36	5	39	Seelhoff in 1886
	3759613	38	Gostin and McLaughlin in 1981
37	1275438465	39	Gostin in 1991
38	3	41	Cullen, Cunningham and Western in 1903
	2653	40	Wrathall in 1963
39	21	41	Robinson in 1956
42	43485	45	Wrathall in 1963
52	4119	54	Wrathall in 1963
	21626655	54	Keller in 1982
55	29	57	Robinson in 1956
58	95	61	Robinson in 1957
61	54985063	66	Gostin in 1986
62	697	64	Shippee in 1977
63	9	67	Robinson in 1956
64	17853639	67	Gostin in 1986
66	7551	69	Shippee in 1977
71	683	73	Shippee in 1977
72	76432329	74	Gostin in 1986
73	5	75	Morehead in 1905
75	3447431	77	Gostin in 1983
77	425	79	Robinson and Selfridge in 1957
81	271	84	Robinson and Selfridge in 1957
91	1421	93	Shippee in 1977
93	92341	96	Baillie in 1979
99	16233	104	Gostin and McLaughlin in 1979
107	1289179925	111	Gostin in 1992
117	7	120	Robinson in 1956
122	5234775	124	Gostin in 1986
125	5	127	Robinson in 1956
142	8152599	145	Gostin in 1986
144	17	147	Robinson in 1956



TABLES

**Table 4. Prime Factors  $p = k \cdot 2^n + 1$  of Fermat Numbers  $F_m = 2^{2^m} + 1$**

$m$	$k$	$n$	Factor found by
146	37092477	148	Gostin in 1987
147	3125	149	Gostin and McLaughlin in 1979
	124567335	149	Gostin in 1990
150	1575	157	Robinson in 1956
	5439	154	Gostin and McLaughlin in 1980
164	1835601567	167	Gostin in 1993
178	313047661	180	Gostin in 1991
184	117012935	187	Gostin in 1990
201	4845	204	Gostin and McLaughlin in 1980
205	232905	207	Keller in 1984
207	3	209	Robinson in 1956
215	32111	217	Suyama in 1980
226	15	229	Robinson in 1956
228	29	231	Robinson in 1956
232	70899775	236	Gostin in 1991
250	403	252	Robinson and Selfridge in 1957
251	85801657	254	Gostin in 1991
255	629	257	Baillie in 1979
256	36986355	258	Gostin in 1991
259	36654265	262	Gostin in 1991
267	177	271	Robinson and Selfridge in 1957
268	21	276	Robinson in 1956
275	22347	279	Keller in 1984
284	7	290	Robinson in 1956
287	5915	289	Suyama in 1980
298	247	302	Baillie in 1979
301	7183437	304	Gostin in 1990
316	7	320	Robinson in 1956
329	1211	333	Suyama in 1981
334	27609	341	Keller in 1984
338	27654487	342	Gostin in 1990
353	18908555	355	Gostin in 1990
375	733251	377	Gostin in 1986
376	810373	378	Gostin in 1986
398	120845	401	Keller in 1984
416	8619	418	Suyama in 1981
	38039	419	Keller in 1984
417	118086729	421	Gostin in 1992
431	5769285	434	Gostin in 1990
452	27	455	Robinson in 1956
468	27114089	471	Gostin in 1992

# PRIME FACTORS OF FERMAT NUMBERS

**Table 4. Prime Factors  $p = k \cdot 2^n + 1$  of Fermat Numbers  $F_m = 2^{2^m} + 1$**

$m$	$k$	$n$	Factor found by
544	225	547	Baillie in 1979
547	77377	550	Gostin in 1986
556	127	558	Matthew and Williams in 1976
620	10084141	624	Gostin in 1992
635	4258979	645	Gostin in 1991
637	11969	643	Keller in 1984
692	717	695	Atkin and Rickert in 1979
723	554815	730	Gostin in 1991
744	17	747	Matthew and Williams in 1976
851	497531	859	Gostin in 1988
885	16578999	887	Gostin in 1992
906	57063	908	Gostin in 1986
931	1985	933	Keller in 1980
1069	137883	1073	Gostin in 1992
1082	82165	1084	Gostin in 1991
1123	25835	1125	Gostin in 1987
1225	79707	1231	Gostin in 1991
1229	29139	1233	Gostin in 1987
1451	13143	1454	Gostin in 1986
1551	291	1553	Atkin and Rickert in 1979
1849	98855	1851	Gostin in 1992
1945	5	1947	Robinson in 1957
2023	29	2027	Atkin and Rickert, Williams in 1979
2089	431	2099	Suyama in 1983
2456	85	2458	Atkin and Rickert in 1979
3310	5	3313	Atkin and Rickert, Williams in 1979
3506	501	3508	Gostin in 1986
4258	1435	4262	Gostin in 1993
4724	29	4727	Cormack and Williams in 1979
6208	763	6210	Dubner in 1993
6390	303	6393	Dubner in 1993
6537	17	6539	Cormack and Williams in 1979
6835	19	6838	Keller in 1978
6909	6021	6912	Gostin in 1993
7309	145	7312	Dubner in 1992
8555	645	8557	Dubner in 1993
9428	9	9431	Keller in 1983
9448	19	9450	Keller in 1980
12185	81	12189	Dubner in 1993
15161	55	15164	Dubner in 1993
18749	11	18759	Dubner in 1992

# TABLES

Table 4. Prime Factors $p = k \cdot 2^n + 1$ of Fermat Numbers $F_m = 2^{2^m} + 1$			
$m$	$k$	$n$	Factor found by
18757	33	18766	Dubner in 1993
23288	19	23290	Dubner in 1992
23471	5	23473	Keller in 1984

## Bibliography

1. Raphael M. Robinson, "A Report on Primes of the Form  $k \cdot 2^n + 1$  and on Factors of Fermat Numbers," *Proc. Am. Math. Soc.* **9** (1958) pp. 673–681.
2. C. P. Wrathall, "New Factors of Fermat Numbers," *Math. Comp.* **18** (1964) pp. 324–325.
3. M. A. Morrison and J. Brillhart, "A Method of Factoring and the Factorization of  $F_7$ ," *Math. Comp.* **29** (1975) pp. 183–205.
4. Gary B. Gostin, "A Factor of  $F_{17}$ ," *Math. Comp.* **35** (1980) pp. 975–976.
5. G. V. Cormack and H. C. Williams, "Some Very Large Primes of the Form  $k \cdot 2^m + 1$ ," *Math. Comp.* **35** (1980) pp. 1419–1421.
6. R. P. Brent and J. M. Pollard, "Factorization of the Eighth Fermat Number," *Math. Comp.* **36** (1981) pp. 627–630.
7. Gary B. Gostin and Philip B. McLaughlin, Jr., "Six New Factors of Fermat Numbers," *Math. Comp.* **38** (1982) pp. 645–649.
8. Wilfrid Keller, "Factors of Fermat Numbers and Large Primes of the Form  $k \cdot 2^n + 1$ ," *Math. Comp.* **41** (1983) pp. 661–673.
9. Jeff Young and Duncan Buell, "The Twentieth Fermat Number is Composite," *Math. Comp.* **50** (1988) pp. 261–263.
10. A. K. Lenstra, H. W. Lenstra, Jr., M. S. Manasse, and J. M. Pollard, "The Factorization of the Ninth Fermat Number," *Math. Comp.* **61** (1993) pp. 319–349.
11. Wilfrid Keller, "Factors of Fermat Numbers and Large Primes of the Form  $k \cdot 2^n + 1$ , II," (in preparation).
12. Gary B. Gostin, "New Factors of Fermat Numbers," *Math. Comp.* (to appear).
13. R. Crandall, J. Doenias, C. Norrie and J. Young, "The Twenty-Second Fermat Number is Composite," *Math. Comp.* (to appear).

# PRIMES OF THE FORM $h \cdot 2^n + 1$

**Table 5. Primes of the Form  $h \cdot 2^n + 1$**

$h$	$n$ , search limit on $n$ is 40000 for $h \leq 31$ , 20000 for $h \geq 33$
1	0, 1, 2, 4, 8, 16 (search limit 16777215)
3	1, 2, 5, 6, 8, 12, 18, 30, 36, 41, 66, 189, 201, 209, 276, 353, 408, 438, 534, 2208, 2816, 3168, 3189, 3912, 20909, 34350
5	1, 3, 7, 13, 15, 25, 39, 55, 75, 85, 127, 1947, 3313, 4687, 5947, 13165, 23473, 26607
7	2, 4, 6, 14, 20, 26, 50, 52, 92, 120, 174, 180, 190, 290, 320, 390, 432, 616, 830, 1804, 2256, 6614, 13496, 15494, 16696, 22386, 54486
9	1, 2, 3, 6, 7, 11, 14, 17, 33, 42, 43, 63, 65, 67, 81, 134, 162, 206, 211, 366, 663, 782, 1305, 1411, 1494, 2297, 2826, 3230, 3354, 3417, 3690, 4842, 5802, 6937, 7967, 9431, 13903, 22603, 24422, 39186
11	1, 3, 5, 7, 19, 21, 43, 81, 125, 127, 209, 211, 3225, 4543, 10179, 15329, 18759, 28277
13	2, 8, 10, 20, 28, 82, 188, 308, 316, 1000, 28280, 38008
15	1, 2, 4, 9, 10, 12, 27, 37, 38, 44, 48, 78, 112, 168, 229, 297, 339, 517, 522, 654, 900, 1518, 2808, 2875, 3128, 3888, 4410, 6804, 7050, 7392, 19219, 21445, 21550, 24105, 24995, 34224, 34260
17	3, 15, 27, 51, 147, 243, 267, 347, 471, 747, 2163, 3087, 5355, 6539, 7311
19	6, 10, 46, 366, 1246, 2038, 4386, 4438, 6838, 7498, 7998, 9450, 11890, 17034, 23290
21	1, 4, 5, 7, 9, 12, 16, 17, 41, 124, 128, 129, 187, 209, 276, 313, 397, 899, 1532, 1613, 1969, 2245, 2733, 4585, 4644, 6712, 6981, 13344, 17524, 27124, 29769
23	1, 9, 13, 29, 41, 49, 69, 73, 341, 381, 389, 649, 1961, 3929
25	2, 4, 6, 10, 20, 22, 52, 64, 78, 184, 232, 268, 340, 448, 554, 664, 740, 748, 1280, 1328, 1640, 3314, 3904, 3938, 5152, 9522
27	2, 4, 7, 16, 19, 20, 22, 26, 40, 44, 46, 47, 50, 56, 59, 64, 92, 175, 215, 275, 407, 455, 1076, 1090, 3080, 3322, 6419, 7639, 19360, 30500, 38770
29	1, 3, 5, 11, 27, 43, 57, 75, 77, 93, 103, 143, 185, 231, 245, 391, 1053, 1175, 2027, 3627, 4727, 5443, 7927, 8533, 9067, 14185, 25723
31	8, 60, 68, 140, 216, 416, 1808, 1944, 9096
33	1, 6, 13, 18, 21, 22, 25, 28, 66, 93, 118, 289, 412, 453, 525, 726, 828, 1420, 1630, 3076, 3118, 4452, 4941, 5236, 6346, 9133, 13401, 14214, 18766
35	1, 3, 7, 9, 13, 15, 31, 45, 47, 49, 55, 147, 245, 327, 355, 663, 1423, 1443, 2493, 3627, 4737, 6541, 9667
37	2, 4, 8, 10, 12, 16, 22, 26, 68, 82, 84, 106, 110, 166, 236, 254, 286, 290, 712, 1240, 1706, 1804, 1904, 2240, 2632, 3104, 5870, 8750, 11514, 11972, 14434, 16322, 18044, 19050
39	1, 2, 3, 5, 7, 10, 11, 13, 14, 18, 21, 22, 31, 42, 67, 70, 71, 73, 251, 370, 375, 389, 407, 518, 818, 865, 1057, 1602, 2211, 3049, 4802, 4865, 5317, 7583, 8061, 9853, 10217, 12103, 13721, 14927, 15441, 15931, 16709, 18907
41	1, 11, 19, 215, 289, 379, 1991, 7607, 8411, 12493, 13235, 13823
43	2, 6, 12, 18, 26, 32, 94, 98, 104, 144, 158, 252, 778, 1076, 2974, 3022, 3528, 4344, 5322, 10416, 10422

# TABLES

Table 5. Primes of the Form $h \cdot 2^n + 1$	
$h$	$n$ , search limit on $n$ is 20000
45	2, 9, 12, 14, 23, 24, 29, 60, 189, 200, 333, 372, 443, 464, 801, 1374, 6146, 6284, 6359, 6923, 12293, 16679, 18660, 19301
47	583, 1483, 6115
49	2, 6, 10, 30, 42, 54, 66, 118, 390, 594, 1202, 2334, 6242, 7446, 11858
51	1, 3, 7, 9, 13, 17, 25, 43, 53, 83, 89, 92, 119, 175, 187, 257, 263, 267, 321, 333, 695, 825, 1485, 1917, 2660, 2967, 3447, 3659, 4121, 5225, 7377, 8543, 9584, 10707, 18032
53	1, 5, 17, 21, 61, 85, 93, 105, 133, 485, 857, 1665, 2133, 2765, 5621, 9025, 12241
55	4, 8, 16, 22, 32, 94, 220, 244, 262, 286, 344, 356, 392, 1996, 2744, 5158, 6964, 13484, 15164
57	2, 3, 7, 8, 10, 16, 18, 19, 40, 48, 55, 90, 96, 98, 190, 398, 456, 502, 719, 1312, 1399, 1828, 6723, 6816, 10680, 12592
59	5, 11, 27, 35, 291, 1085, 2685, 9195, 15995
61	4, 12, 48, 88, 168, 3328
63	1, 4, 5, 9, 10, 14, 17, 18, 21, 25, 37, 38, 44, 60, 65, 94, 133, 153, 228, 280, 314, 326, 334, 340, 410, 429, 626, 693, 741, 768, 1150, 1290, 1441, 2424, 2478, 3024, 3293, 4956, 5221, 6416
65	1, 3, 5, 11, 17, 21, 29, 47, 85, 93, 129, 151, 205, 239, 257, 271, 307, 351, 397, 479, 553, 1317, 1631, 1737, 1859, 1917, 1999, 2353, 3477, 4331, 4337, 5809, 8707, 9649, 10421, 11117, 17425, 18343
67	2, 6, 14, 20, 44, 66, 74, 102, 134, 214, 236, 238, 342, 354, 382, 454, 470, 598, 726, 870, 1148, 1366, 1692, 1782, 1870, 3602, 6574, 9362, 12366
69	1, 2, 10, 14, 19, 26, 50, 55, 145, 515, 842, 1450, 2159, 2290, 2306, 2335, 3379, 4025, 4825, 7850, 9194, 10409, 18743
71	3, 5, 9, 19, 23, 27, 57, 59, 65, 119, 299, 417, 705, 2255, 4017, 5193, 5565, 8055, 17659, 18039, 19819
73	2, 6, 14, 24, 30, 32, 42, 44, 60, 110, 212, 230, 1892, 1974, 2210, 3596, 4842, 6282, 7184, 7304, 10614
75	1, 3, 4, 6, 7, 10, 12, 34, 43, 51, 57, 60, 63, 67, 87, 102, 163, 222, 247, 312, 397, 430, 675, 831, 984, 1018, 1054, 1615, 2017, 2157, 4705, 4923, 5473, 5682, 9066, 9118, 9657, 12250, 14895, 14901, 19794
77	3, 7, 19, 23, 95, 287, 483, 559, 655, 667, 1639, 9399
79	2, 10, 46, 206, 538, 970, 1330, 1766, 2162
81	1, 4, 5, 7, 12, 15, 16, 21, 25, 27, 32, 35, 36, 39, 48, 89, 104, 121, 125, 148, 152, 267, 271, 277, 296, 324, 344, 396, 421, 436, 447, 539, 577, 592, 711, 809, 852, 1384, 1972, 2624, 2829, 3497, 3945, 3995, 4911, 5225, 5676, 5811, 7025, 7671, 8512, 10399, 11247, 12189, 12795, 14004
83	1, 5, 157, 181, 233, 373, 2425, 2773, 3253, 4129, 10105, 12577, 14981, 16069
85	4, 6, 10, 30, 34, 36, 38, 74, 88, 94, 148, 200, 624, 1300, 2458, 2556, 3638, 3834, 8956, 15058, 15818

PRIMES OF THE FORM  $h \cdot 2^n + 1$

<b>Table 5. Primes of the Form <math>h \cdot 2^n + 1</math></b>	
<i>h</i>	<i>n</i> , search limit on <i>n</i> is 20000 for $h \leq 119$ , 12000 for $h \geq 121$
87	2, 6, 8, 18, 26, 56, 78, 86, 104, 134, 207, 518, 602, 1268, 1302, 2324, 2372, 4574, 5652, 5966, 6146, 6378, 7502, 7682, 7895, 9198, 9344, 11106, 11504, 12096, 19904, 19932
89	1, 7, 9, 21, 37, 61, 589, 711, 1537, 1921, 3217, 4237
91	8, 168, 260, 696, 5028, 5536, 6668, 13388, 14220
93	2, 4, 6, 10, 12, 30, 42, 44, 52, 70, 76, 108, 122, 164, 170, 226, 298, 398, 686, 1020, 1110, 1478, 1646, 2032, 2066, 2800, 2816, 8568, 9678, 11108, 16930
95	1, 3, 5, 7, 13, 17, 21, 53, 57, 61, 83, 89, 111, 167, 175, 237, 533, 621, 661, 753, 993, 1039, 1849, 1987, 3437, 6189, 6905, 8491, 11285, 18539
97	2, 4, 14, 20, 40, 266, 400, 652, 722, 2026, 2732, 3880, 15454, 18508
99	1, 2, 5, 6, 10, 11, 22, 31, 33, 34, 41, 42, 53, 58, 65, 82, 126, 143, 162, 170, 186, 189, 206, 211, 270, 319, 369, 410, 433, 631, 894, 1617, 2025, 4029, 4082, 5118, 6875, 8337, 14723
101	3, 9, 17, 21, 27, 39, 45, 47, 71, 95, 117, 123, 143, 173, 387, 389, 513, 633, 827, 971, 1103, 3767, 3831, 7695, 8871, 9809, 10011, 17513, 17873
103	16, 18, 30, 40, 58, 138, 250, 616, 622, 736, 3670, 6550, 8454, 12418, 18520
105	1, 2, 5, 7, 8, 12, 14, 23, 27, 33, 38, 49, 61, 62, 85, 93, 94, 107, 155, 182, 215, 273, 382, 392, 413, 434, 490, 1631, 3063, 3331, 3461, 3619, 4199, 4298, 5191, 7967, 8837, 9589, 10367, 13700, 14458, 14821
107	3, 7, 23, 27, 291, 303, 311, 479, 567, 3087, 18459
109	6, 14, 58, 62, 318, 1574, 2034
111	1, 4, 28, 32, 44, 47, 71, 128, 137, 193, 676, 2344, 7828, 10883
113	1, 5, 13, 33, 145, 365, 409, 509, 553, 673, 733, 961, 1045, 1541, 2473, 3461, 5841, 6221, 9961, 10753, 16589
115	2, 12, 20, 26, 42, 114, 228, 396, 456, 482, 1298, 3048, 4968, 7568
117	3, 4, 6, 10, 16, 30, 36, 91, 94, 156, 382, 454, 643, 867, 1416, 2656, 2851, 5971, 6016, 7260, 9876, 15019
119	1, 3, 7, 13, 21, 23, 45, 63, 553, 1115, 2471, 2773, 7363, 11471
121	8, 12, 44, 84, 96, 228, 264, 320, 732, 788, 1808, 7928
123	6, 8, 17, 21, 29, 32, 46, 57, 69, 128, 141, 268, 333, 476, 742, 832, 1173, 1677, 5068, 9568
125	1, 5, 7, 17, 25, 35, 67, 281, 331, 491, 581, 941, 1205, 1279, 1411, 1631, 1895, 2735, 3475
127	2, 12, 18, 24, 54, 72, 114, 180, 214, 504, 558, 964, 1098, 1420, 2764, 4322, 5582, 10538
129	3, 5, 21, 27, 59, 75, 111, 287, 414, 786, 966, 1071, 2433, 2817, 3165, 4958, 5895
131	1, 3, 9, 13, 19, 21, 25, 51, 55, 97, 153, 165, 199, 261, 285, 361, 373, 465, 475, 529, 765, 2065, 3553, 4377, 5421, 6859, 7371, 11815

# TABLES

Table 5. Primes of the Form $h \cdot 2^n + 1$	
$h$	$n$ , search limit on $n$ is 12000
133	4, 6, 10, 16, 30, 124, 174, 192, 336, 600, 720, 1092, 1138, 1588, 1652, 1812, 3012, 3308, 7266, 7446, 10136, 10656
135	1, 2, 4, 6, 10, 15, 18, 20, 30, 31, 35, 38, 39, 51, 85, 90, 106, 108, 202, 238, 253, 282, 330, 361, 452, 459, 646, 895, 922, 1201, 1402, 1441, 1462, 1523, 1611, 1770, 1923, 2053, 2099, 2242, 2796, 7699, 10614, 11154, 11910
137	3, 27, 39, 83, 203, 395, 467, 875, 1979, 6939
139	2, 14, 914, 12614
141	1, 3, 5, 7, 8, 12, 15, 20, 31, 33, 37, 41, 61, 65, 91, 93, 103, 117, 133, 137, 141, 160, 291, 303, 343, 488, 535, 555, 556, 640, 756, 897, 917, 1745, 1805, 2053, 2372, 3375, 5952, 9612
143	53, 77, 293, 333, 393, 809, 825
145	6, 16, 28, 70, 76, 250, 276, 312, 562, 636, 1366, 1552, 1968, 7000, 7312, 7548, 7852, 8116
147	8, 11, 15, 18, 19, 26, 44, 60, 84, 90, 91, 134, 155, 179, 258, 275, 475, 620, 824, 888, 1731, 2194, 2328, 2568, 2915, 3554, 4319, 5340, 8054, 10088
149	3, 7, 9, 15, 17, 27, 33, 35, 57, 125, 127, 137, 191, 513, 819, 827, 921, 931, 1047, 1147, 1599, 1815, 2499, 2995, 8151, 11403
151	4, 20, 24, 76, 96, 544, 560, 1124, 1760, 5056, 6104, 9680
153	1, 2, 13, 16, 17, 26, 37, 62, 73, 97, 112, 286, 313, 317, 1001, 1237, 1565, 2665, 5753, 9232
155	1, 7, 17, 23, 29, 31, 41, 261, 353, 437, 447, 591, 649, 677, 1253, 1301, 2449, 9313, 11749
157	8, 12, 14, 32, 134, 252, 272, 404, 1460, 1776, 8510
159	6, 7, 9, 18, 19, 22, 30, 34, 42, 106, 190, 262, 339, 354, 379, 478, 523, 690, 718, 855, 963, 1087, 2478, 3309, 3862, 4155, 5098, 6678
161	3, 5, 11, 13, 51, 53, 63, 71, 103, 179, 205, 267, 351, 589, 719, 1453, 3703, 7935, 10851
163	2, 4, 6, 8, 12, 18, 22, 30, 34, 44, 52, 54, 58, 62, 64, 68, 112, 114, 124, 126, 144, 148, 194, 226, 416, 490, 518, 536, 1642, 4344, 4958, 5104, 7424, 7530, 8134
165	1, 2, 3, 5, 7, 9, 12, 17, 25, 33, 39, 43, 51, 65, 71, 72, 84, 100, 104, 168, 198, 264, 282, 293, 352, 379, 611, 676, 719, 729, 745, 1013, 1407, 1417, 1532, 1887, 1902, 1993, 2137, 2294, 2381, 2509, 3259, 4224, 4713, 5719, 6613, 7515, 8575, 8935, 11598
167	7, 103, 151, 247, 10183
169	2, 14, 26, 158, 282, 298, 406, 522, 534, 1050, 1470, 1478, 1614, 1970, 2570, 5054, 5166, 6238, 9614
171	8, 9, 24, 32, 71, 117, 141, 144, 369, 393, 575, 837, 921, 1007, 3825, 3837
173	1, 13, 6253
175	2, 4, 16, 32, 34, 36, 52, 56, 82, 88, 96, 146, 268, 284, 404, 856, 1652, 3254, 3848, 4364, 5034, 9666, 11542

<b>Table 5. Primes of the Form <math>h \cdot 2^n + 1</math></b>	
<b><math>h</math></b>	<b><math>n</math>, search limit on <math>n</math> is 12000</b>
177	2, 4, 6, 12, 16, 20, 23, 32, 38, 48, 54, 60, 100, 116, 118, 119, 140, 150, 163, 170, 190, 244, 271, 294, 299, 320, 334, 414, 439, 442, 468, 724, 794, 842, 864, 1032, 1750, 2050, 3980, 4010, 4756, 5096, 5963, 5966, 6836
179	1, 3, 11, 15, 19, 35, 39, 51, 63, 111, 113, 163, 419, 633, 665, 1511, 1903, 2335, 3063, 3459, 3623, 3655, 4519, 7855, 10219
181	4, 8, 32, 200, 272, 416, 484, 788, 3560, 6628
183	1, 2, 5, 10, 21, 34, 61, 72, 157, 169, 193, 216, 389, 464, 596, 657, 794, 1289, 1616, 1736, 1994, 2344, 3024, 4084, 4420, 5840, 6481
185	3, 21, 497, 707, 933, 963, 1187, 1337, 2633, 2993, 3963, 4947, 5177, 11883
187	6, 12, 48, 82, 126, 186, 732, 1926, 2802, 6712, 10026
189	1, 2, 6, 9, 17, 39, 45, 95, 359, 526, 609, 783, 818, 917, 1445, 1590, 1606, 1861, 2037, 3538, 3730, 6186, 7482, 11801
191	1, 5, 15, 19, 41, 59, 89, 149, 167, 181, 201, 295, 475, 481, 857, 1249, 1409, 1715, 1995, 8291, 11031
193	2, 4, 8, 12, 24, 28, 30, 70, 82, 100, 124, 134, 434, 478, 540, 708, 952, 1052, 1070, 1528, 1804, 2568, 2914, 3712
195	4, 8, 13, 14, 20, 31, 38, 70, 80, 86, 110, 125, 140, 170, 179, 230, 338, 365, 374, 517, 860, 944, 1045, 1270, 1861, 3623, 4414, 10448
197	15, 19, 35, 55, 59, 115, 163, 371, 1175, 3047, 5615, 7855
199	2, 14, 18, 126, 134, 854, 1302

Many primes of this form, for larger values of  $h$ , may be found in Tables 11–21 on pp. 415–428.

### Bibliography

1. Raphael M. Robinson, "A Report on Primes of the Form  $k \cdot 2^n + 1$ , and on Factors of Fermat numbers," *Proc. Am. Math. Soc.* **9** (1958) pp. 673–681.
2. G. Matthew and H. C. Williams, "Some New Primes of the Form  $k \cdot 2^n + 1$ ," *Math. Comp.* **31** (1977) pp. 797–798.
3. R. Baillie, "New Primes of the Form  $k \cdot 2^n + 1$ ," *Math. Comp.* **33** (1979) pp. 1333–1336.
4. G. V. Cormack and H. C. Williams, "Some Very Large Primes of the Form  $k \cdot 2^n + 1$ ," *Math. Comp.* **34** (1980) pp. 1419–1421.
5. Wilfrid Keller, "Factors of Fermat Numbers and Large Primes of the Form  $k \cdot 2^n + 1$ ," *Math. Comp.* **41** (1983) pp. 661–673.
6. Wilfrid Keller and Harvey Dubner, "Primes of the Form  $k \cdot 2^n + 1$ ," Personal communication 1994.



TABLES

Table 6. Primes of the Form $h \cdot 2^n - 1$	
$h$	$n$ , search limit within parentheses
1	2, 3, 5, 7, 13, 17, 19, 31, 61, 89, 107, 127, 521, 607, 1279, 2203, 2281, 3217, 4253, 4423, 9689, 9941, 11213, 19937, 21701, 23209, 44497, 86243, 110503, 132049 (139268) 216091, 756839, 859433
3	1, 2, 3, 4, 6, 7, 11, 18, 34, 38, 43, 55, 64, 76, 94, 103, 143, 206, 216, 306, 324, 391, 458, 470, 827, 1274, 3276, 4204, 5134, 7559 (10000) 12676
5	2, 4, 8, 10, 12, 14, 18, 32, 48, 54, 72, 148, 184, 248, 270, 274, 420, 1340, 1438, 1522, 1638, 1754, 1884, 2014, 2170, 2548, 2622, 2652, 2704 (8000)
7	1, 5, 9, 17, 21, 29, 45, 177 (8000)
9	1, 3, 7, 13, 15, 21, 43, 63, 99, 109, 159, 211, 309, 343, 415, 469, 781, 871, 939, 1551, 3115, 3349, 5589, 5815, 5893, 7939, 8007 (10000) 11547
11	2, 26, 50, 54, 126, 134, 246, 354, 362, 950, 1310, 2498, 6926 (8000)
13	3, 7, 23, 287, 291, 795, 2203, 5711, 7927 (8000)
15	1, 2, 4, 5, 10, 14, 17, 31, 41, 73, 80, 82, 116, 125, 145, 157, 172, 202, 224, 266, 289, 293, 463, 1004, 1246, 2066, 2431, 2705, 4622, 5270, 7613 (8000)
17	2, 4, 6, 16, 20, 36, 54, 60, 96, 124, 150, 252, 356, 460, 612, 654, 664, 698, 702, 972, 1188, 1312, 3062, 4214, 4288, 5280 (8000)
19	1, 3, 5, 21, 41, 49, 89, 133, 141, 165, 189, 293, 305, 395, 651, 665, 771, 801, 923, 953, 3689, 5315, 6989 (8000)
21	1, 2, 3, 7, 10, 13, 18, 27, 37, 51, 74, 157, 271, 458, 530, 891, 1723, 1793, 1849, 1986, 2191, 2869, 4993, 7777 (8000)
23	4, 6, 12, 46, 72, 244, 264, 544, 888, 1146 (8000)
25	3, 9, 11, 17, 23, 35, 39, 75, 105, 107, 155, 161, 215, 225, 335, 635, 651, 687, 1479, 1515, 1953, 2435, 2963, 3671, 5979, 7551, (8000)
27	1, 2, 4, 5, 8, 10, 14, 28, 37, 38, 70, 121, 122, 160, 170, 253, 329, 362, 454, 485, 500, 574, 892, 962, 1213, 1580, 2642, 2708, 4505 (8000)
29	4, 16, 76, 148, 184 (8000)
31	1, 5, 7, 11, 13, 23, 33, 35, 37, 47, 115, 205, 235, 271, 409, 739, 837, 887, 2189, 3465, 4653, 5073 (8000)
33	2, 3, 6, 8, 10, 22, 35, 42, 43, 46, 56, 91, 102, 106, 142, 190, 208, 266, 330, 360, 382, 462, 503, 815, 1038, 1651, 1855, 1858, 1992, 2232, 4462, 4726, 5475, 6702 (8000)
35	2, 6, 10, 20, 44, 114, 146, 156, 174, 260, 306, 380, 654, 686, 702, 814, 906, 1196, 1316, 3062, 4116 (8000)
37	1, 2553, 4893, 7897 (8000)
39	3, 24, 105, 153, 188, 605, 795, 813, 839, 2135, 2619, 4053 (8000)
41	2, 10, 14, 18, 50, 114, 122, 294, 362, 554, 582, 638, 758, 3334, 6630 (8000)
43	7, 31, 67, 251, 767, 1171, 1643 (8000)

PRIMES OF THE FORM  $h \cdot 2^n - 1$

Table 6. Primes of the Form $h \cdot 2^n - 1$	
$h$	$n$ , search limit on $n$ is 8000
45	1, 2, 3, 4, 5, 6, 8, 9, 14, 15, 16, 22, 28, 29, 36, 37, 54, 59, 85, 93, 117, 119, 161, 189, 193, 256, 308, 322, 327, 411, 466, 577, 591, 902, 928, 946, 1162, 1428, 1708, 1724, 2063, 2922, 2951, 3111, 3402, 4024, 4485, 5859, 6124
47	4, 14, 70, 78, 1374, 1824, 2158, 2654, 4494
49	1, 5, 7, 9, 13, 15, 29, 33, 39, 55, 81, 95, 205, 279, 581, 807, 813, 2551, 2565, 3183, 6661
51	1, 9, 10, 19, 22, 57, 69, 97, 141, 169, 171, 195, 238, 735, 885, 1287, 1365, 2026, 2211, 2361, 2889, 3159, 3709, 5031
53	2, 6, 8, 42, 50, 62, 362, 488, 642, 846, 2870, 3042, 5096
55	1, 3, 5, 7, 15, 33, 41, 57, 69, 75, 77, 131, 133, 153, 247, 305, 351, 409, 471, 1251, 1259, 2253, 2411, 2425, 2699, 3221, 4099, 4173, 4291, 4905, 5349, 6723, 7143, 7505
57	1, 2, 4, 5, 8, 10, 20, 22, 25, 26, 32, 44, 62, 77, 158, 317, 500, 713, 1657, 1790, 2761, 2794, 3704, 4174, 6772
59	12, 16, 72, 160, 256, 916, 1216, 1840, 3280
61	3, 5, 9, 13, 17, 19, 25, 39, 63, 67, 75, 119, 147, 225, 419, 715, 895, 1025, 1103, 1179, 1345, 1829, 3855, 4159, 4493, 6039, 7799
63	2, 3, 8, 11, 14, 16, 28, 32, 39, 66, 68, 91, 98, 116, 126, 164, 191, 298, 323, 443, 714, 758, 759, 1059, 1168, 1511, 1792, 2116, 3148, 3836, 4084, 4622, 6164
65	4, 6, 12, 22, 28, 52, 78, 94, 124, 162, 174, 192, 204, 304, 376, 808, 930, 972, 1714, 1776, 2176, 2568, 4392, 4728, 5548
67	5, 9, 21, 45, 65, 77, 273, 677, 1049, 1721
69	1, 4, 5, 7, 9, 11, 13, 17, 19, 23, 29, 37, 49, 61, 79, 99, 121, 133, 141, 164, 173, 181, 185, 193, 233, 299, 313, 351, 377, 540, 569, 909, 1057, 1081, 1189, 1679, 2043, 2641, 3471, 3533, 3943, 5607
71	2, 14, 410, 1390, 3770, 5434
73	7, 11, 19, 71, 79, 131, 1167, 1191, 6771
75	1, 3, 5, 6, 18, 19, 20, 22, 28, 29, 39, 43, 49, 75, 85, 92, 111, 126, 136, 159, 162, 237, 349, 381, 767, 969, 1247, 1893, 1951, 2363, 2657, 3065, 3090, 3836, 4110, 4342, 5671, 6807
77	2, 4, 14, 26, 58, 60, 64, 100, 122, 212, 566, 638, 1214, 2080, 4852, 5356, 5720, 7044
79	1, 3, 7, 15, 43, 57, 61, 75, 145, 217, 247, 2803, 3403, 4375, 5113
81	3, 5, 11, 17, 21, 27, 81, 101, 107, 327, 383, 387, 941, 1665, 3515, 4007, 4727, 7137
83	2, 4, 8, 10, 14, 18, 22, 24, 26, 28, 36, 42, 58, 64, 78, 158, 198, 206, 424, 550, 676, 904, 1276, 1374, 1536, 1642, 2124, 2796, 5266, 5318

TABLES

Table 6. Primes of the Form $h \cdot 2^n - 1$	
$h$	$n$ , search limit on $n$ is 8000 for $n \leq 99$ , 6000 for $n \geq 101$
85	5, 11, 71, 113, 115, 355, 473, 563, 883, 1235, 5735
87	1, 2, 8, 9, 10, 12, 22, 29, 32, 50, 57, 69, 81, 122, 138, 200, 296, 514, 656, 682, 778, 881, 1422, 1494, 1857, 3060, 3489, 4106, 5129, 5378
89	4, 8, 12, 24, 48, 52, 64, 84, 96, 1272, 2028, 3224, 4952, 6892, 7372
91	1, 3, 9, 13, 15, 17, 19, 23, 47, 57, 67, 73, 77, 81, 83, 191, 301, 321, 435, 867, 869, 917, 6009, 6051
93	3, 4, 7, 10, 15, 18, 19, 24, 27, 39, 60, 84, 111, 171, 192, 222, 639, 954, 2400, 2587, 4012, 4359, 5250, 6012, 6183, 7344
95	2, 6, 26, 32, 66, 128, 170, 288, 320, 470, 1278, 1296, 1316, 1536, 1608
97	1, 9, 45, 177, 585, 1409, 2617, 3465, 6981
99	1, 4, 5, 7, 8, 11, 19, 25, 28, 35, 65, 79, 212, 271, 361, 461, 1237, 1297, 1577, 1747, 1901, 1943, 2741, 3203, 3425, 5069, 6368
101	10, 18, 54, 70, 1330, 1638, 3894, 4114
103	3, 7, 11, 19, 63, 75, 95, 127, 155, 163, 171, 283, 563, 1739, 2243, 3971, 4375, 5227
105	2, 3, 5, 6, 8, 9, 25, 32, 65, 113, 119, 155, 177, 299, 335, 426, 462, 617, 896, 1377, 1847, 2495, 2810, 3743, 3884, 3897, 5235
107	10, 12, 18, 24, 28, 40, 90, 132, 214, 238, 322, 532, 858, 940, 2044, 5316
109	9, 149, 177, 419, 617, 1799, 3227
111	2, 3, 6, 7, 21, 22, 23, 26, 29, 31, 58, 59, 67, 78, 83, 146, 159, 162, 165, 183, 262, 511, 718, 815, 1181, 1255, 1422, 1506, 1541, 1734, 2213, 3623, 4223, 4551, 5741, 5878
113	8, 14, 74, 80, 274, 334, 590, 608, 614, 650, 1016, 1814, 1904, 4400, 5474
115	1, 3, 11, 13, 19, 21, 31, 49, 59, 69, 73, 115, 129, 397, 597, 623, 769, 1131, 4581
117	1, 2, 4, 6, 12, 16, 18, 20, 22, 24, 37, 40, 48, 49, 57, 62, 154, 172, 184, 236, 265, 374, 409, 445, 478, 664, 718, 928, 1186, 1369, 1804, 2006, 2140, 2618, 4456, 4846
119	12, 16, 52, 160, 192, 216, 376, 436
121	1, 3, 21, 27, 37, 43, 91, 117, 141, 163, 373, 421, 1581, 2035
123	2, 3, 11, 15, 23, 24, 27, 35, 71, 84, 108, 122, 123, 138, 236, 242, 290, 392, 500, 611, 747, 771, 1106, 1490, 3560, 5111
125	2, 4, 44, 182, 496, 904, 1196, 3034, 4004, 5474
127	25, 113
129	1, 3, 4, 5, 8, 9, 12, 16, 28, 51, 56, 59, 72, 73, 88, 93, 105, 148, 165, 292, 368, 445, 635, 771, 773, 940, 1173, 1965, 2661, 3092, 5001, 5091
131	2, 14, 34, 38, 42, 78, 90, 178, 778, 974, 1878, 3718, 4050, 5466
133	3, 11, 15, 19, 31, 59, 75, 103, 163, 235, 375, 615, 767, 1223, 1411
135	1, 9, 10, 13, 16, 21, 24, 34, 54, 153, 177, 184, 226, 238, 286, 334, 586, 618, 870, 3151, 3397, 4987, 5160

Table 6. Primes of the Form $h \cdot 2^n - 1$	
$h$	$n$ , search limit on $n$ is 6000
137	2, 18, 38, 62, 2180, 2900, 3132, 3462, 3578, 5724, 5810
139	1, 5, 7, 9, 15, 19, 21, 35, 37, 39, 41, 49, 69, 111, 115, 141, 159, 181, 201, 217, 487, 567, 677, 765, 811, 841, 917, 1279, 1407, 1505, 1521, 1587, 2047, 2469, 2649, 3019
141	1, 2, 7, 10, 11, 13, 38, 46, 61, 170, 299, 445, 815, 983, 4237
143	2, 4, 6, 8, 12, 18, 26, 32, 34, 36, 42, 60, 78, 82, 84, 88, 154, 174, 208, 256, 366, 448, 478, 746, 1178, 1290, 2284, 3606
145	5, 13, 15, 31, 77, 151, 181, 245, 445, 447, 883, 1037, 3557
147	1, 2, 4, 5, 12, 25, 33, 40, 44, 53, 60, 74, 92, 133, 177, 397, 453, 669, 977, 2226, 2612, 3230, 3314, 5001, 5333, 5376
149	4, 16, 48, 60, 240, 256, 304, 2644, 3720
151	5, 221, 641, 2783
153	3, 4, 6, 7, 10, 11, 12, 19, 20, 22, 23, 39, 66, 106, 120, 124, 151, 312, 411, 447, 474, 507, 574, 671, 787, 826, 979, 1690, 1954, 2047, 3003, 4323, 4426, 5903
155	2, 8, 14, 16, 44, 46, 82, 172, 196, 254, 556, 806, 2828, 4462, 5558
157	1, 5, 33, 97, 121, 125, 305, 445, 473, 513, 1581, 3077, 3517
159	1, 4, 5, 11, 24, 25, 41, 67, 185, 215, 235, 277, 445, 465, 647, 844, 1420, 1505, 2385
161	2, 6, 18, 22, 34, 54, 98, 122, 146, 222, 306, 422, 654, 682, 862, 1010, 1346, 1582
163	3, 31, 63, 303, 4731
165	2, 3, 5, 6, 8, 11, 12, 15, 18, 23, 27, 36, 39, 44, 45, 56, 59, 63, 81, 84, 150, 188, 264, 275, 282, 299, 321, 338, 390, 552, 657, 722, 930, 1139, 1388, 1491, 1625, 2196, 2519, 2541, 2736, 2766, 3630, 4202, 4875, 5643
167	4, 6, 8, 10, 16, 32, 38, 42, 52, 456, 576, 668, 1082, 1512, 1614, 1922, 2072, 2672, 3210, 3616, 3682
169	1, 5, 11, 17, 67, 137, 157, 203, 209, 227, 263, 917, 1039, 2581, 3659, 3691, 4337
171	2, 3, 5, 10, 25, 29, 39, 73, 103, 109, 123, 198, 378, 434, 825, 925, 1265, 1802, 2134, 2199, 2629, 3154, 3490, 4093, 4814, 5490
173	2, 4, 6, 16, 32, 50, 76, 80, 96, 104, 162, 212, 230, 260, 480, 612, 1044, 1440, 1910, 2488, 3140, 3628, 5284
175	1, 3, 9, 21, 23, 41, 47, 57, 69, 83, 193, 249, 291, 421, 433, 997, 1269, 1619, 1893, 2457, 3527
177	1, 12, 13, 24, 25, 34, 36, 48, 61, 66, 196, 264, 376, 672, 732, 877, 1032, 1104, 1177, 1242, 2664
179	8, 68, 108
181	3, 5, 7, 9, 11, 17, 23, 31, 35, 43, 47, 83, 85, 99, 101, 195, 267, 281, 363, 391, 519, 623, 653, 673, 701, 1091, 1147, 1565, 3273, 3661, 3923, 4127, 4783, 5267, 5345, 5747

# TABLES

Table 6. Primes of the Form $h \cdot 2^n - 1$	
$h$	$n$ , search limit on $n$ is 6000
183	4, 11, 22, 31, 52, 56, 59, 67, 88, 104, 251, 572, 724, 1379, 2696, 3616, 3928
185	2, 6, 10, 18, 26, 40, 46, 78, 230, 542, 1286, 1550, 1728, 2138, 2226, 2686, 3742, 5002
187	1, 17, 21, 53, 253, 2173, 3313, 5197, 5333
189	3, 4, 5, 8, 11, 12, 24, 33, 44, 48, 56, 76, 93, 108, 172, 216, 304, 363, 401, 420, 500, 545, 581, 756, 875, 1552, 1931, 2740, 2787, 2825, 3443, 5235
191	226, 3594
193	3, 15, 27, 63, 87, 135, 543, 1383, 1455
195	1, 3, 4, 6, 8, 9, 10, 14, 23, 26, 28, 35, 44, 46, 50, 55, 60, 63, 65, 78, 99, 100, 106, 111, 163, 178, 180, 364, 569, 825, 838, 958, 1292, 1425, 1531, 2020, 2259, 2434, 2492, 2520, 3310, 3624, 4195, 4206, 5103, 5139, 5478
197	2, 16, 20, 22, 40, 82, 112, 178, 230, 302, 304, 328, 374, 442, 472, 500, 580, 694, 1264, 1634, 1784, 3080, 5722
199	1, 5, 7, 15, 19, 23, 25, 27, 43, 65, 99, 125, 141, 165, 201, 211, 331, 369, 389, 445, 461, 463, 467, 513, 583, 835, 1071, 1085, 1107, 1187, 1197, 1491, 1513, 2505, 3859, 3941, 5989

The computations to find the larger of the primes given in Table 6 were done by Wilfrid Keller and Harvey Dubner specifically for publication in this book, and graciously put at the author's disposal.

## Bibliography

1. Hans Riesel, "A Note on the Prime Numbers of the Forms  $N = (6a + 1)2^{2n-1} - 1$  and  $M = (6a - 1)2^{2n} - 1$ ", *Ark. fr Mat.* **3** (1955) pp. 245–253.
2. H. C. Williams and C. R. Zarnke, A Report on Prime Numbers of the Forms  $M = (6a + 1)2^{2m-1} - 1$  and  $M' = (6a - 1)2^{2m} - 1$ , *Math. Comp.* **22** (1968) pp. 420–422.
3. Hans Riesel, "Lucasian Criteria For the Primality of  $N = h \cdot 2^n - 1$ , *Math. Comp.* **23** (1969) pp. 869–875.
4. Ingemar Jönsson, "On Certain Primes of Mersenne-Type," *Nordisk Tidskrift för Informationsbehandling (BIT)* **12** (1972) pp. 117–118.
5. W. Borho, "Some Large Primes and Amicable Numbers," *Math. Comp.* **36** (1981) pp. 303–304.

# FACTORS OF MERSENNE NUMBERS $M_n = 2^n - 1$

Table 7. Factors of Mersenne Numbers $M_n = 2^n - 1$	
3	7
5	31
7	127
9	$7 \cdot 73$
11	$23 \cdot 89$
13	8191
15	$7 \cdot 31 \cdot 151$
17	131071
19	524287
21	$7^2 \cdot 127 \cdot 337$
23	$47 \cdot 178481$
25	$31 \cdot 601 \cdot 1801$
27	$7 \cdot 73 \cdot 262657$
29	$233 \cdot 1103 \cdot 2089$
31	2147483647
33	$7 \cdot 23 \cdot 89 \cdot 599479$
35	$31 \cdot 71 \cdot 127 \cdot 122921$
37	$223 \cdot 616318177$
39	$7 \cdot 79 \cdot 8191 \cdot 121369$
41	$13367 \cdot 164511353$
43	$431 \cdot 9719 \cdot 2099863$
45	$7 \cdot 31 \cdot 73 \cdot 151 \cdot 631 \cdot 23311$
47	$2351 \cdot 4513 \cdot 13264529$
49	$127 \cdot 4432676798593$
51	$7 \cdot 103 \cdot 2143 \cdot 11119 \cdot 131071$
53	$6361 \cdot 69431 \cdot 20394401$
55	$23 \cdot 31 \cdot 89 \cdot 881 \cdot 3191 \cdot 201961$
57	$7 \cdot 32377 \cdot 524287 \cdot 1212847$
59	$179951 \cdot 3203431780337$
61	$2305843009213693951$
63	$7^2 \cdot 73 \cdot 127 \cdot 337 \cdot 92737 \cdot 649657$
65	$31 \cdot 8191 \cdot 145295143558111$
67	$193707721 \cdot 761838257287$
69	$7 \cdot 47 \cdot 178481 \cdot 10052678938039$
71	$228479 \cdot 48544121 \cdot 212885833$
73	$439 \cdot 2298041 \cdot 9361973132609$
75	$7 \cdot 31 \cdot 151 \cdot 601 \cdot 1801 \cdot 100801 \cdot 10567201$
77	$23 \cdot 89 \cdot 127 \cdot 581283643249112959$
79	$2687 \cdot 202029703 \cdot 1113491139767$

# TABLES

Table 7. Factors of Mersenne Numbers $M_n = 2^n - 1$	
81	$7 \cdot 73 \cdot 2593 \cdot 71119 \cdot 262657 \cdot 97685839$
83	$167 \cdot 57912614113275649087721$
85	$31 \cdot 131071 \cdot 9520972806333758431$
87	$7 \cdot 233 \cdot 1103 \cdot 2089 \cdot 4177 \cdot 9857737155463$
89	$618970019642690137449562111$
91	$127 \cdot 911 \cdot 8191 \cdot 112901153 \cdot 23140471537$
93	$7 \cdot 2147483647 \cdot 658812288653553079$
95	$31 \cdot 191 \cdot 524287 \cdot 420778751 \cdot 30327152671$
97	$11447 \cdot 13842607235828485645766393$
99	$7 \cdot 23 \cdot 73 \cdot 89 \cdot 199 \cdot 153649 \cdot 599479 \cdot 33057806959$
101	$7432339208719 \cdot 341117531003194129$
103	$2550183799 \cdot 3976656429941438590393$
105	$M_{35} \cdot 7^2 \cdot 151 \cdot 337 \cdot 29191 \cdot 106681 \cdot 152041$
107	$162259276829213363391578010288127$
109	$745988807 \cdot 870035986098720987332873$
111	$M_{37} \cdot 7 \cdot 321679 \cdot 26295457 \cdot 319020217$
113	$3391 \cdot 23279 \cdot 65993 \cdot 1868569 \cdot 1066818132868207$
115	$31 \cdot 47 \cdot 14951 \cdot 178481 \cdot 4036961 \cdot 2646507710984041$
117	$M_{39} \cdot 73 \cdot 937 \cdot 6553 \cdot 86113 \cdot 7830118297$
119	$127 \cdot 239 \cdot 20231 \cdot 131071 \cdot 62983048367 \cdot 131105292137$
121	$23 \cdot 89 \cdot 727 \cdot 1786393878363164227858270210279$
123	$M_{41} \cdot 7 \cdot 3887047 \cdot 177722253954175633$
125	$31 \cdot 601 \cdot 1801 \cdot 269089806001 \cdot 4710883168879506001$
127	$170141183460469231731687303715884105727$
129	$M_{43} \cdot 7 \cdot 11053036065049294753459639$
131	$263 \cdot 10350794431055162386718619237468234569$
133	$127 \cdot 524287 \cdot 163537220852725398851434325720959$
135	$M_{45} \cdot 271 \cdot 262657 \cdot 348031 \cdot 49971617830801$
137	$32032215596496435569 \cdot 5439042183600204290159$
139	$5625767248687 \cdot 123876132205208335762278423601$
141	$M_{47} \cdot 7 \cdot 4375578271 \cdot 646675035253258729$
143	$23 \cdot 89 \cdot 8191 \cdot 724153 \cdot 158822951431 \cdot 5782172113400990737$
145	$31 \cdot 233 \cdot 1103 \cdot 2089 \cdot 2679895157783862814690027494144991$
147	$M_{49} \cdot 7^3 \cdot 337 \cdot 2741672362528725535068727$
149	$86656268566282183151 \cdot 8235109336690846723986161$
151	$18121 \cdot 55871 \cdot 165799 \cdot 2332951 \cdot 7289088383388253664437433$
153	$M_{51} \cdot 73 \cdot 919 \cdot 75582488424179347083438319$
155	$M_{31} \cdot 31^2 \cdot 311 \cdot 11471 \cdot 73471 \cdot 4649919401 \cdot 18158209813151$
157	$852133201 \cdot 60726444167 \cdot 1654058017289 \cdot 2134387368610417$
159	$M_{53} \cdot 7 \cdot 6679 \cdot 13960201 \cdot 540701761 \cdot 229890275929$

# FACTORS OF MERSENNE NUMBERS $M_n = 2^n - 1$

**Table 7. Factors of Mersenne Numbers  $M_n = 2^n - 1$**

161	47 · 127 · 1289 · 178481 · 3188767 · 45076044553 · 14808607715315782481
163	150287 · 704161 · 110211473 · 27669118297 · 36230454570129675721
165	$M_{55} \cdot 7 \cdot 151 \cdot 599479 \cdot 2048568835297380486760231$
167	2349023 · 79638304766856507377778616296087448490695649
169	4057 · 8191 · 6740339310641 · 3340762283952395329506327023033
171	$M_{57} \cdot 73 \cdot 93507247 \cdot 3042645634792541312037847$
173	730753 · 1505447 · 70084436712553223 · 155285743288572277679887
175	$M_{35} \cdot 601 \cdot 1801 \cdot 39551 \cdot 60816001 \cdot 535347624791488552837151$
177	$M_{59} \cdot 7 \cdot 184081 \cdot 27989941729 \cdot 9213624084535989031$
179	359 · 1433 · 1489459109360039866456940197095433721664951999121
181	43441 · 1164193 · 7648337 · 7923871097285295625344647665764672671
183	$M_{61} \cdot 7 \cdot 367 \cdot 55633 \cdot 37201708625305146303973352041$
185	$M_{37} \cdot 31 \cdot 1587855697992791 \cdot 7248808599285760001152755641$
187	23 · 89 · 131071 · 707983 · 1032670816743843860998850056278950666491537
189	$M_{63} \cdot 262657 \cdot 1560007 \cdot 207617485544258392970753527$
191	383 · 7068569257 · 39940132241 · 332584516519201 · 87274497124602996457
193	13821503 · 61654440233248340616559 · 14732265321145317331353282383
195	$M_{65} \cdot 7 \cdot 79 \cdot 151 \cdot 121369 \cdot 134304196845099262572814573351$
197	7487 · 26828803997912886929710867041891989490486893845712448833
199	164504919713 · 4884164093883941177660049098586324302977543600799
201	$M_{67} \cdot 7 \cdot 1609 \cdot 22111 \cdot 87449423397425857942678833145441$
203	$M_{29} \cdot 127 \cdot 136417 \cdot 121793911 \cdot 11348055580883272011090856053175361113$
205	$M_{41} \cdot 31 \cdot 2940521 \cdot 70171342151 \cdot 3655725065508797181674078959681$
207	$M_{69} \cdot 73 \cdot 79903 \cdot 634569679 \cdot 2232578641663 \cdot 42166482463639$
209	23 · 89 · 524287 · 94803416684681 · 1512348937147247 · · 5346950541323960232319657
211	15193 · 60272956433838849161 · · 3593875704495823757388199894268773153439
213	$M_{71} \cdot 7 \cdot 66457 \cdot 2849881972114740679 \cdot 4205268574191396793$
215	$M_{43} \cdot 31 \cdot 1721 \cdot 731516431 \cdot 514851898711 \cdot 297927289744047764444862191$
217	$M_{31} \cdot 127 \cdot 5209 \cdot 62497 \cdot 6268703933840364033151 \cdot$ · 378428804431424484082633
219	$M_{73} \cdot 7 \cdot 3943 \cdot 671165898617413417 \cdot 4815314615204347717321$
221	1327 · 8191 · 131071 · · 2365454398418399772605086209214363458552839866247069233
223	18287 · 196687 · 1466449 · 2916841 · 1469495262398780123809 · · 596242599987116128415063
225	$M_{75} \cdot 73 \cdot 631 \cdot 23311 \cdot 115201 \cdot 617401 \cdot 1348206751 \cdot 13861369826299351$



# TABLES

**Table 7. Factors of Mersenne Numbers  $M_n = 2^n - 1$**

227	26986333437777017· · 7992177738205979626491506950867720953545660121688631
229	1504073 · 20492753 · 59833457464970183· · 467795120187583723534280000348743236593
231	$M_{77} \cdot 7^2 \cdot 337 \cdot 463 \cdot 599479 \cdot 4982397651178256151338302204762057$
233	1399 · 135607 · 622577· · 116868129879077600270344856324766260085066532853492178431
235	$M_{47} \cdot 31 \cdot 2391314881 \cdot 72296287361 \cdot 73202300395158005845473537146974751$
237	$M_{79} \cdot 7 \cdot 1423 \cdot 49297 \cdot 23728823512345609279 \cdot 31357373417090093431$
239	479 · 1913 · 5737 · 176383 · 134000609· · 7110008717824458123105014279253754096863768062879
241	22000409· · 160619474372352289412737508720216839225805656328990879953332340439
243	$M_{81} \cdot 487 \cdot 16753783618801 \cdot 192971705688577 \cdot 3712990163251158343$
245	$M_{49} \cdot 31 \cdot 71 \cdot 1471 \cdot 122921 \cdot$ · 252359902034571016856214298851708529738525821631
247	8191 · 15809 · 524287 · 6459570124697 · 402004106269663· · 1282816117617265060453496956212169
249	$M_{83} \cdot 7 \cdot 1621324657 \cdot 8241594690167137359552274418432855740327$
251	503 · 54217 · 178230287214063289511 · 61676882198695257501367· · 12070396178249893039969681
253	$23^2 \cdot 47 \cdot 89 \cdot 178481 \cdot 4103188409 \cdot 199957736328435366769577 \cdot$ · 44667711762797798403039426178361
255	$M_{85} \cdot 7 \cdot 103 \cdot 151 \cdot 2143 \cdot 11119 \cdot 106591 \cdot 949111 \cdot$ · 5702451577639775545838643151
257	535006138814359 · 1155685395246619182673033· · 374550598501810936581776630096313181393

A more extensive table can be found in

John Brillhart, D. H. Lehmer, J. L. Selfridge, Bryant Tuckerman and S. S. Wagstaff, Jr., *Factorizations of  $b^n \pm 1$ ,  $b = 2, 3, 5, 6, 7, 10, 11, 12$  up to High Powers*, Second edition, American Mathematical Society, Providence R. I., 1988.

# FACTORS OF $N_n = 2^n + 1$

**Table 8. Factors of  $N_n = 2^n + 1$**

1	3
2	5
3	$3^2$
4	17
5	$3 \cdot 11$
6	$5 \cdot 13$
7	$3 \cdot 43$
8	257
9	$3^3 \cdot 19$
10	$5^2 \cdot 41$
11	$3 \cdot 683$
12	$17 \cdot 241$
13	$3 \cdot 2731$
14	$5 \cdot 29 \cdot 113$
15	$3^2 \cdot 11 \cdot 331$
16	65537
17	$3 \cdot 43691$
18	$5 \cdot 13 \cdot 37 \cdot 109$
19	$3 \cdot 174763$
20	$17 \cdot 61681$
21	$3^2 \cdot 43 \cdot 5419$
22	$5 \cdot 397 \cdot 2113$
23	$3 \cdot 2796203$
24	$97 \cdot 257 \cdot 673$
25	$3 \cdot 11 \cdot 251 \cdot 4051$
26	$5 \cdot 53 \cdot 157 \cdot 1613$
27	$3^4 \cdot 19 \cdot 87211$
28	$17 \cdot 15790321$
29	$3 \cdot 59 \cdot 3033169$
30	$5^2 \cdot 13 \cdot 41 \cdot 61 \cdot 1321$
31	$3 \cdot 715827883$
32	$641 \cdot 6700417$
33	$3^2 \cdot 67 \cdot 683 \cdot 20857$
34	$5 \cdot 137 \cdot 953 \cdot 26317$
35	$3 \cdot 11 \cdot 43 \cdot 281 \cdot 86171$
36	$17 \cdot 241 \cdot 433 \cdot 38737$
37	$3 \cdot 1777 \cdot 25781083$
38	$5 \cdot 229 \cdot 457 \cdot 525313$
39	$3^2 \cdot 2731 \cdot 22366891$
40	$257 \cdot 4278255361$

# TABLES

**Table 8. Factors of  $N_n = 2^n + 1$**

41	$3 \cdot 83 \cdot 8831418697$
42	$5 \cdot 13 \cdot 29 \cdot 113 \cdot 1429 \cdot 14449$
43	$3 \cdot 2932031007403$
44	$17 \cdot 353 \cdot 2931542417$
45	$3^3 \cdot 11 \cdot 19 \cdot 331 \cdot 18837001$
46	$5 \cdot 277 \cdot 1013 \cdot 1657 \cdot 30269$
47	$3 \cdot 283 \cdot 165768537521$
48	$193 \cdot 65537 \cdot 22253377$
49	$3 \cdot 43 \cdot 4363953127297$
50	$5^3 \cdot 41 \cdot 101 \cdot 8101 \cdot 268501$
51	$3^2 \cdot 307 \cdot 2857 \cdot 6529 \cdot 43691$
52	$17 \cdot 858001 \cdot 308761441$
53	$3 \cdot 107 \cdot 28059810762433$
54	$5 \cdot 13 \cdot 37 \cdot 109 \cdot 246241 \cdot 279073$
55	$3 \cdot 11^2 \cdot 683 \cdot 2971 \cdot 48912491$
56	$257 \cdot 5153 \cdot 54410972897$
57	$3^2 \cdot 571 \cdot 174763 \cdot 160465489$
58	$5 \cdot 107367629 \cdot 536903681$
59	$3 \cdot 2833 \cdot 37171 \cdot 1824726041$
60	$17 \cdot 241 \cdot 61681 \cdot 4562284561$
61	$3 \cdot 768614336404564651$
62	$5 \cdot 5581 \cdot 8681 \cdot 49477 \cdot 384773$
63	$3^3 \cdot 19 \cdot 43 \cdot 5419 \cdot 77158673929$
64	$274177 \cdot 67280421310721$
65	$3 \cdot 11 \cdot 131 \cdot 2731 \cdot 409891 \cdot 7623851$
66	$5 \cdot 13 \cdot 397 \cdot 2113 \cdot 312709 \cdot 4327489$
67	$3 \cdot 7327657 \cdot 6713103182899$
68	$17^2 \cdot 354689 \cdot 2879347902817$
69	$3^2 \cdot 139 \cdot 2796203 \cdot 168749965921$
70	$5^2 \cdot 29 \cdot 41 \cdot 113 \cdot 7416361 \cdot 47392381$
71	$3 \cdot 56409643 \cdot 13952598148481$
72	$97 \cdot 257 \cdot 577 \cdot 673 \cdot 487824887233$
73	$3 \cdot 1753 \cdot 1795918038741070627$
74	$5 \cdot 149 \cdot 593 \cdot 184481113 \cdot 231769777$
75	$3^2 \cdot 11 \cdot 251 \cdot 331 \cdot 4051 \cdot 1133836730401$
76	$17 \cdot 1217 \cdot 148961 \cdot 24517014940753$
77	$3 \cdot 43 \cdot 617 \cdot 683 \cdot 78233 \cdot 35532364099$
78	$5 \cdot 13^2 \cdot 53 \cdot 157 \cdot 313 \cdot 1249 \cdot 1613 \cdot 3121 \cdot 21841$
79	$3 \cdot 201487636602438195784363$
80	$65537 \cdot 414721 \cdot 44479210368001$

FACTORS OF  $N_n = 2^n + 1$

Table 8. Factors of $N_n = 2^n + 1$	
81	$3^5 \cdot 19 \cdot 163 \cdot 87211 \cdot 135433 \cdot 272010961$
82	$5 \cdot 10169 \cdot 181549 \cdot 12112549 \cdot 43249589$
83	$3 \cdot 499 \cdot 1163 \cdot 2657 \cdot 155377 \cdot 13455809771$
84	$17 \cdot 241 \cdot 3361 \cdot 15790321 \cdot 88959882481$
85	$3 \cdot 11 \cdot 43691 \cdot 26831423036065352611$
86	$5 \cdot 173 \cdot 101653 \cdot 500177 \cdot 1759217765581$
87	$3^2 \cdot 59 \cdot 3033169 \cdot 96076791871613611$
88	$257 \cdot 229153 \cdot 119782433 \cdot 43872038849$
89	$3 \cdot 179 \cdot 62020897 \cdot 18584774046020617$
90	$5^2 \cdot 13 \cdot 37 \cdot 41 \cdot 61 \cdot 109 \cdot 181 \cdot 1321 \cdot 54001 \cdot 29247661$
91	$3 \cdot 43 \cdot 2731 \cdot 224771 \cdot 1210483 \cdot 25829691707$
92	$17 \cdot 291280009243618888211558641$
93	$3^2 \cdot 529510939 \cdot 715827883 \cdot 2903110321$
94	$5 \cdot 3761 \cdot 7484047069 \cdot 140737471578113$
95	$3 \cdot 11 \cdot 2281 \cdot 174763 \cdot 3011347479614249131$
96	$641 \cdot 6700417 \cdot 18446744069414584321$
97	$3 \cdot 971 \cdot 1553 \cdot 31817 \cdot 1100876018364883721$
98	$5 \cdot 29 \cdot 113 \cdot 197 \cdot 19707683773 \cdot 4981857697937$
99	$3^3 \cdot 19 \cdot 67 \cdot 683 \cdot 5347 \cdot 20857 \cdot 242099935645987$
100	$17 \cdot 401 \cdot 61681 \cdot 340801 \cdot 2787601 \cdot 3173389601$
101	$3 \cdot 845100400152152934331135470251$
102	$5 \cdot 13 \cdot 137 \cdot 409 \cdot 953 \cdot 3061 \cdot 13669 \cdot 26317 \cdot 1326700741$
103	$3 \cdot 415141630193 \cdot 8142767081771726171$
104	$257 \cdot 78919881726271091143763623681$
105	$3^2 \cdot 11 \cdot 43 \cdot 211 \cdot 281 \cdot 331 \cdot 5419 \cdot 86171 \cdot 664441 \cdot 1564921$
106	$5 \cdot 15358129 \cdot 586477649 \cdot 1801439824104653$
107	$3 \cdot 643 \cdot 84115747449047881488635567801$
108	$17 \cdot 241 \cdot 433 \cdot 38737 \cdot 33975937 \cdot 138991501037953$
109	$3 \cdot 104124649 \cdot 2077756847362348863128179$
110	$5^2 \cdot 41 \cdot 397 \cdot 2113 \cdot 415878438361 \cdot 3630105520141$
111	$3^2 \cdot 1777 \cdot 3331 \cdot 17539 \cdot 25781083 \cdot 107775231312019$
112	$449 \cdot 2689 \cdot 65537 \cdot 183076097 \cdot 358429848460993$
113	$3 \cdot 227 \cdot 48817 \cdot 636190001 \cdot 491003369344660409$
114	$5 \cdot 13 \cdot 229 \cdot 457 \cdot 131101 \cdot 160969 \cdot 525313 \cdot 275415303169$
115	$3 \cdot 11 \cdot 691 \cdot 2796203 \cdot 1884103651 \cdot 345767385170491$
116	$17 \cdot 59393 \cdot 82280195167144119832390568177$
117	$3^3 \cdot 19 \cdot 2731 \cdot 22366891 \cdot 5302306226370307681801$
118	$5 \cdot 1181 \cdot 3541 \cdot 157649 \cdot 174877 \cdot 5521693 \cdot 104399276341$
119	$3 \cdot 43 \cdot 43691 \cdot 823679683 \cdot 143162553165560959297$
120	$97 \cdot 257 \cdot 673 \cdot 394783681 \cdot 4278255361 \cdot 46908728641$

# TABLES

Table 8. Factors of $N_n = 2^n + 1$	
121	$3 \cdot 683 \cdot 117371 \cdot 11054184582797800455736061107$
122	$5 \cdot 733 \cdot 1709 \cdot 3456749 \cdot 368140581013 \cdot 667055378149$
123	$3^2 \cdot 83 \cdot 739 \cdot 165313 \cdot 8831418697 \cdot 13194317913029593$
124	$17 \cdot 290657 \cdot 3770202641 \cdot 1141629180401976895873$
125	$3 \cdot 11 \cdot 251 \cdot 4051 \cdot 229668251 \cdot 5519485418336288303251$
126	$5 \cdot 13 \cdot 29 \cdot 37 \cdot 109 \cdot 113 \cdot 1429 \cdot 14449 \cdot 40388473189 \cdot 118750098349$
127	$3 \cdot 56713727820156410577229101238628035243$
128	$59649589127497217 \cdot 5704689200685129054721$
129	$3^2 \cdot 1033 \cdot 1591582393 \cdot 2932031007403 \cdot 15686603697451$
130	$5^2 \cdot 41 \cdot 53 \cdot 157 \cdot 521 \cdot 1613 \cdot 51481 \cdot 34110701 \cdot 108140989558681$
131	$3 \cdot 1049 \cdot 4744297 \cdot 182331128681207781784391813611$
132	$17 \cdot 241 \cdot 353 \cdot 7393 \cdot 1761345169 \cdot 2931542417 \cdot 98618273953$
133	$3 \cdot 43 \cdot 4523 \cdot 174763 \cdot 106788290443848295284382097033$
134	$5 \cdot 269 \cdot 15152453 \cdot 42875177 \cdot 2559066073 \cdot 9739278030221$
135	$3^4 \cdot 11 \cdot 19 \cdot 331 \cdot 811 \cdot 15121 \cdot 87211 \cdot 18837001 \cdot 385838642647891$
136	$257 \cdot 383521 \cdot 2368179743873 \cdot 373200722470799764577$
137	$3 \cdot 1097 \cdot 15619 \cdot 32127963626435681 \cdot 105498212027592977$
138	$5 \cdot 13 \cdot 277 \cdot 1013 \cdot 1657 \cdot 30269 \cdot 5415624023749 \cdot 70334392823809$
139	$3 \cdot 4506937 \cdot 51542639524661795300074174250365699$
140	$17 \cdot 61681 \cdot 15790321 \cdot 84179842077657862011867889681$
141	$3^2 \cdot 283 \cdot 1681003 \cdot 35273039401 \cdot 111349165273 \cdot 165768537521$
142	$5 \cdot 569 \cdot 148587949 \cdot 4999465853 \cdot 5585522857 \cdot 472287102421$
143	$3 \cdot 683 \cdot 2003 \cdot 2731 \cdot 6156182033 \cdot 10425285443 \cdot 15500487753323$
144	$193 \cdot 1153 \cdot 6337 \cdot 65537 \cdot 22253377 \cdot 38941695937 \cdot 278452876033$
145	$3 \cdot 11 \cdot 59 \cdot 3033169 \cdot 7553921 \cdot 999802854724715300883845411$
146	$5 \cdot 293 \cdot 9929 \cdot 649301712182209 \cdot 9444732965601851473921$
147	$3^2 \cdot 43 \cdot 5419 \cdot 748819 \cdot 4363953127297 \cdot 26032885845392093851$
148	$17 \cdot 20988936657440586486151264256610222593863921$
149	$3 \cdot 1193 \cdot 650833 \cdot 38369587 \cdot 7984559573504259856359124657$
150	$N_{50} \cdot 13 \cdot 61 \cdot 1201 \cdot 1321 \cdot 63901 \cdot 13334701 \cdot 1182468601$
151	$3 \cdot 18717738334417 \cdot 50834050824100779677306460621499$
152	$257 \cdot 27361 \cdot 69394460463940481 \cdot 11699557817717358904481$
153	$3^3 \cdot 19 \cdot 307 \cdot 2857 \cdot 6529 \cdot 43691 \cdot 123931 \cdot 26159806891 \cdot 27439122228481$
154	$5 \cdot 29 \cdot 113 \cdot 397 \cdot 2113 \cdot 8317 \cdot 869467061 \cdot 3019242689 \cdot 76096559910757$
155	$3 \cdot 11 \cdot 11161 \cdot 715827883 \cdot 5947603221397891 \cdot 29126056043168521$
156	$17 \cdot 241 \cdot 858001 \cdot 308761441 \cdot 84159375948762099254554456081$
157	$3 \cdot 15073 \cdot 2350291 \cdot 17751783757817897 \cdot 96833299198971305921$
158	$5 \cdot 317 \cdot 381364611866507317969 \cdot 604462909806215075725313$
159	$3^2 \cdot 107 \cdot 6043 \cdot 28059810762433 \cdot 4475130366518102084427698737$
160	$641 \cdot 3602561 \cdot 6700417 \cdot 94455684953484563055991838558081$

# FACTORS OF $N_n = 2^n + 1$

**Table 8. Factors of  $N_n = 2^n + 1$**

161	$3 \cdot 43 \cdot 2796203 \cdot 8103467492759792327149800361564410265219$
162	$N_{54} \cdot 3618757 \cdot 106979941 \cdot 168410989 \cdot 4977454861$
163	$3 \cdot 11281292593 \cdot 1023398150341859 \cdot 337570547050390415041769$
164	$17 \cdot 13121 \cdot 8562191377 \cdot 12243864122465612155106392056552353$
165	$N_{33} \cdot 11^2 \cdot 331 \cdot 2971 \cdot 48912491 \cdot 415365721 \cdot 2252127523412251$
166	$5 \cdot 997 \cdot 13063537 \cdot 46202197673 \cdot 209957719973 \cdot 148067197374074653$
167	$3 \cdot 62357403192785191176690552862561408838653121833643$
168	$N_{56} \cdot 97 \cdot 673 \cdot 2017 \cdot 25629623713 \cdot 1538595959564161$
169	$3 \cdot 2731 \cdot 4929910764223610387 \cdot 18526238646011086732742614043$
170	$N_{34} \cdot 5 \cdot 41 \cdot 1021 \cdot 4421 \cdot 550801 \cdot 23650061 \cdot 7226904352843746841$
171	$3^3 \cdot 19^2 \cdot 571 \cdot 174763 \cdot 160465489 \cdot 19177458387940268116349766612211$
172	$17 \cdot 3855260977 \cdot 64082150767423457 \cdot 1425343275103126327372769$
173	$3 \cdot 347 \cdot 4153 \cdot 35374479827 \cdot 47635010587 \cdot 1643464247728189221623609$
174	$N_{58} \cdot 13 \cdot 349 \cdot 29581 \cdot 27920807689 \cdot 22170214192500421$
175	$N_{35} \cdot 251 \cdot 1051 \cdot 4051 \cdot 110251 \cdot 347833278451 \cdot 34010032331525251$
176	$65537 \cdot 5304641 \cdot 275509565477848842604777623828011666349761$
177	$N_{59} \cdot 3 \cdot 13099 \cdot 4453762543897 \cdot 1898685496465999273$
178	$5 \cdot 1069 \cdot 579017791994999956106149 \cdot 123794003928545064364330189$
179	$3 \cdot 58745093521 \cdot 4347868190665879373495950562775707707143803$
180	$N_{60} \cdot 433 \cdot 38737 \cdot 168692292721 \cdot 469775495062434961$
181	$3 \cdot 1811 \cdot 31675363 \cdot 17810163630112624579342811733978085990447907$
182	$N_{26} \cdot 29 \cdot 113 \cdot 1093^2 \cdot 4733 \cdot 8861085190774909 \cdot 556338525912325157$
183	$3^2 \cdot 768614336404564651 \cdot 1772303994379887829769795077302561451$
184	$257 \cdot 43717618369 \cdot 549675408461419937 \cdot 3970299567472902879791777$
185	$N_{37} \cdot 11 \cdot 1481 \cdot 28136651 \cdot 778429365397887608540618330873281$
186	$N_{62} \cdot 13 \cdot 373 \cdot 951088215727633 \cdot 4611545283086450689$
187	$3 \cdot 683 \cdot 43691 \cdot 2191165825376888084750157716424579062015865776131$
188	$17 \cdot 1198107457 \cdot 23592342593 \cdot 4501946625921233 \cdot$ $\cdot 181352306852476069537$
189	$N_{63} \cdot 3 \cdot 379 \cdot 87211 \cdot 119827 \cdot 127391413339 \cdot 56202143607667$
190	$N_{38} \cdot 5 \cdot 41 \cdot 761 \cdot 54721 \cdot 276696631250953741 \cdot 2416923620660807201$
191	$3 \cdot 1046183622564446793972631570534611069350392574077339085483$
192	$N_{64} \cdot 769 \cdot 442499826945303593556473164314770689$
193	$3 \cdot 6563 \cdot 35679139 \cdot 1871670769 \cdot 7455099975844049 \cdot$ $\cdot 1280761337388845898643$
194	$5 \cdot 389 \cdot 3881 \cdot 4657 \cdot 5821 \cdot 3555339061 \cdot 4959325597 \cdot 394563864677 \cdot$ $\cdot 17637260034881$
195	$N_{65} \cdot 3 \cdot 331 \cdot 107251 \cdot 22366891 \cdot 571403921126076957182161$

# TABLES

Table 8. Factors of $N_n = 2^n + 1$	
196	$17 \cdot 7057 \cdot 273617 \cdot 1007441 \cdot 15790321 \cdot 375327457 \cdot 1405628248417 \cdot 364565561997841$
197	$3 \cdot 197002597249 \cdot 1348959352853811313 \cdot 251951573867253012259144010843$
198	$N_{66} \cdot 37 \cdot 109 \cdot 42373 \cdot 235621 \cdot 8463901912489 \cdot 15975607282273$
199	$3 \cdot 267823007376498379256993682056860433753700498963798805883563$
200	$N_{40} \cdot 1601 \cdot 25601 \cdot 82471201 \cdot 432363203127002885506543172618401$
201	$N_{67} \cdot 3 \cdot 2011 \cdot 9649 \cdot 6324667 \cdot 59151549118532676874448563$
202	$5 \cdot 809 \cdot 9491060093 \cdot 5218735279937 \cdot 600503817460697 \cdot 53425037363873248657$
203	$N_{29} \cdot 43 \cdot 596834617 \cdot 3692022713 \cdot 252715814615565962418688965855731$
204	$N_{68} \cdot 241 \cdot 8161 \cdot 40932193 \cdot 1467129352609 \cdot 737539985835313$
205	$N_{41} \cdot 11 \cdot 2125820563389437533390243893834597846757304863651$
206	$5 \cdot 41201 \cdot 17325013 \cdot 520379897 \cdot 473000157711296729 \cdot 117070097457656623005977$
207	$N_{69} \cdot 3 \cdot 19 \cdot 6113142872404227834840443898241613032969$
208	$65537 \cdot 928513 \cdot 18558466369 \cdot 23877647873 \cdot 21316654212673 \cdot 715668470267111297$
209	$3 \cdot 419 \cdot 683 \cdot 174763 \cdot 3410623284654639440707 \cdot 1607792018780394024095514317003$
210	$N_{70} \cdot 13 \cdot 61 \cdot 421 \cdot 1321 \cdot 1429 \cdot 14449 \cdot 146919792181 \cdot 1041815865690181$
211	$3 \cdot 4643 \cdot 9878177 \cdot 5344743097 \cdot 199061567251 \cdot 22481127512575175864234185190299$
212	$17 \cdot 1692645313 \cdot 10920513604018498900801 \cdot 20946001591429012199281424246257$
213	$N_{71} \cdot 3 \cdot 5113 \cdot 17467 \cdot 102241 \cdot 203525545766301306933226271929$
214	$5 \cdot 857 \cdot 843589 \cdot 8174912477117 \cdot 23528569104401 \cdot 37866809061660057264219253397$
215	$N_{43} \cdot 11 \cdot 9084611 \cdot 59904608378705661377430182608711698924130721$
216	$N_{72} \cdot 209924353 \cdot 4261383649 \cdot 24929060818265360451708193$
217	$N_{31} \cdot 43 \cdot 16233337 \cdot 140508608590164280225934233098866842745808905947$
218	$5 \cdot 5669 \cdot 666184021 \cdot 74323515777853 \cdot 1746518852140345553 \cdot 171857646012809566969$
219	$N_{73} \cdot 3 \cdot 9070197542196643 \cdot 3278244690156222434135906137$
220	$N_{44} \cdot 61681 \cdot 109121 \cdot 148721 \cdot 3404676001 \cdot 11035465708081 \cdot 2546717317681681$

A more extensive table can be found in

John Brillhart, D. H. Lehmer, J. L. Selfridge, Bryant Tuckerman and S. S. Wagstaff, Jr., *Factorizations of  $b^n \pm 1$* ,  $b = 2, 3, 5, 6, 7, 10, 11, 12$  up to High Powers, Second edition, American Mathematical Society, Providence R. I., 1988.

FACTORS OF  $P_n = (10^n - 1)/9$

Table 9. Factors of  $P_n = (10^n - 1)/9$

3	3 · 37
5	41 · 271
7	239 · 4649
9	3 <sup>2</sup> · 37 · 333667
11	21649 · 513239
13	53 · 79 · 265371653
15	3 · 31 · 37 · 41 · 271 · 2906161
17	2071723 · 5363222357
19	111111111111111111
21	3 · 37 · 43 · 239 · 1933 · 4649 · 10838689
23	11111111111111111111
25	41 · 271 · 21401 · 25601 · 182521213001
27	3 <sup>3</sup> · 37 · 757 · 333667 · 440334654777631
29	3191 · 16763 · 43037 · 62003 · 77843839397
31	2791 · 6943319 · 57336415063790604359
33	3 · 37 · 67 · 21649 · 513239 · 1344628210313298373
35	41 · 71 · 239 · 271 · 4649 · 123551 · 102598800232111471
37	2028119 · 247629013 · 2212394296770203368013
39	3 · 37 · 53 · 79 · 265371653 · 900900900900990990991
41	83 · 1231 · 538987 · 201763709900322803748657942361
43	173 · 1527791 · 1963506722254397 · 2140992015395526641
45	3 <sup>2</sup> · 31 · 37 · 41 · 271 · 238681 · 333667 · 2906161 · 4185502830133110721
47	35121409 · 316362908763458525001406154038726382279
49	239 · 4649 · 505885997 · 1976730144598190963568023014679333
51	3 · 37 · 613 · 210631 · 2071723 · 52986961 · 5363222357 · · 13168164561429877
53	107 · 1659431 · 1325815267337711173 · 47198858799491425660200071
55	41 · 271 · 1321 · 21649 · 62921 · 513239 · 83251631 · · 1300635692678058358830121
57	3 · 37 · 21319 · 10749631 · 111111111111111111 · · 3931123022305129377976519
59	2559647034361 · 4340876285657460212144534289928559826755746751
61	733 · 4637 · 329401 · 974293 · 1360682471 · 106007173861643 · · 7061709990156159479
63	$P_{21}$ · 3 · 10837 · 23311 · 45613 · 333667 · 45121231 · 1921436048294281
65	$P_{13}$ · 41 · 271 · 162503518711 · 5538396997364024056286510640780600481
67	493121 · 79863595778924342083 · · 28213380943176667001263153660999177245677
69	$P_{23}$ · 3 · 37 · 277 · 203864078068831 · 1595352086329224644348978893



## TABLES

**Table 9. Factors of  $P_n = (10^n - 1)/9$**

[illegible]

FACTORS OF  $Q_n = 10^n + 1$

Table 10. Factors of $Q_n = 10^n + 1$	
1	11
2	101
3	$7 \cdot 11 \cdot 13$
4	$73 \cdot 137$
5	$11 \cdot 9091$
6	$101 \cdot 9901$
7	$11 \cdot 909091$
8	$17 \cdot 5882353$
9	$7 \cdot 11 \cdot 13 \cdot 19 \cdot 52579$
10	$101 \cdot 3541 \cdot 27961$
11	$11^2 \cdot 23 \cdot 4093 \cdot 8779$
12	$73 \cdot 137 \cdot 99990001$
13	$11 \cdot 859 \cdot 1058313049$
14	$29 \cdot 101 \cdot 281 \cdot 121499449$
15	$7 \cdot 11 \cdot 13 \cdot 211 \cdot 241 \cdot 2161 \cdot 9091$
16	$353 \cdot 449 \cdot 641 \cdot 1409 \cdot 69857$
17	$11 \cdot 103 \cdot 4013 \cdot 21993833369$
18	$101 \cdot 9901 \cdot 999999000001$
19	$11 \cdot 909090909090909091$
20	$73 \cdot 137 \cdot 1676321 \cdot 5964848081$
21	$7^2 \cdot 11 \cdot 13 \cdot 127 \cdot 2689 \cdot 459691 \cdot 909091$
22	$89 \cdot 101 \cdot 1052788969 \cdot 1056689261$
23	$11 \cdot 47 \cdot 139 \cdot 2531 \cdot 549797184491917$
24	$17 \cdot 5882353 \cdot 9999999900000001$
25	$11 \cdot 251 \cdot 5051 \cdot 9091 \cdot 78875943472201$
26	$101 \cdot 521 \cdot 1900381976777332243781$
27	$7 \cdot 11 \cdot 13 \cdot 19 \cdot 52579 \cdot 70541929 \cdot 14175966169$
28	$73 \cdot 137 \cdot 7841 \cdot 127522001020150503761$
29	$11 \cdot 59 \cdot 154083204930662557781201849$
30	$61 \cdot 101 \cdot 3541 \cdot 9901 \cdot 27961 \cdot 4188901 \cdot 39526741$
31	$11 \cdot 909090909090909090909090909091$
32	$19841 \cdot 976193 \cdot 6187457 \cdot 834427406578561$
33	$7 \cdot 11^2 \cdot 13 \cdot 23 \cdot 4093 \cdot 8779 \cdot 599144041 \cdot 183411838171$
34	$101 \cdot 28559389 \cdot 1491383821 \cdot 2324557465671829$
35	$11 \cdot 9091 \cdot 909091 \cdot 4147571 \cdot 265212793249617641$
36	$73 \cdot 137 \cdot 3169 \cdot 98641 \cdot 99990001 \cdot 3199044596370769$
37	$11 \cdot 7253 \cdot 422650073734453 \cdot 296557347313446299$
38	$101 \cdot 722817036322379041 \cdot 1369778187490592461$
39	$7 \cdot 11 \cdot 13^2 \cdot 157 \cdot 859 \cdot 6397 \cdot 216451 \cdot 1058313049 \cdot 388847808493$
40	$17 \cdot 5070721 \cdot 5882353 \cdot 19721061166646717498359681$

TABLES

**Table 10. Factors of  $Q_n = 10^n + 1$**

41	11 · 2670502781396266997 · 3404193829806058997303
42	29 · 101 · 281 · 9901 · 226549 · 121499449 · 4458192223320340849
43	11 · 57009401 · 2182600451 · 7306116556571817748755241
44	73 · 137 · 617 · 16205834846012967584927082656402106953
45	7 · 11 · 13 · 19 · 211 · 241 · 2161 · 9091 · 29611 · 52579 · 3762091 · · 8985695684401
46	101 · 1289 · 18371524594609 · 4181003300071669867932658901
47	11 · 6299 · 4855067598095567 · 297262705009139006771611927
48	97 · 353 · 449 · 641 · 1409 · 69857 · 206209 · 66554101249 · 75118313082913
49	11 · 197 · 909091 · 5076141624365532994918781726395939035533
50	101 · 3541 · 27961 · 60101 · 7019801 · 14103673319201 · 1680588011350901
51	7 · 11 · 13 · 103 · 4013 · 21993833369 · 291078844423 · · 377526955309799110357
52	73 · 137 · 1580801 · 632527440202150745090622412245443923049201
53	11 · 9091
54	101 · 109 · 9901 · 153469 · 999999000001 · · 59779577156334533866654838281
55	$Q_{11}$ · 331 · 5171 · 9091 · 20163494891 · 318727841165674579776721
56	17 · 113 · 5882353 · 73765755896403138401 · · 119968369144846370226083377
57	7 · 11 · 13 · 1458973 · 909090909090909091 · · 753201806271328462547977919407
58	101 · 349 · 38861 · 618049 · · 11811806375201836408679635736258669583187541
59	11 · 1889 · 1090805842068098677837 · · 4411922770996074109644535362851087
60	$Q_{20}$ · 99990001 · 10000999999899989999000000010001
61	11 · 81131 · · 11205222530116836855321528257890437575145023592596037161
62	101 · 2049349 · · 483128549554512237305554588359039822397307149685578249
63	$Q_{21}$ · 19 · 52579 · 5274739 · 189772422673235585874485732659
64	1265011073 · 15343168188889137818369 · 515217525265213267447869906815873
65	$Q_{13}$ · 131 · 9091 · 8396862596258693901610602298557167100076327481
66	$Q_{22}$ · 9901 · 5419170769 · 789390798020221 · 2361000305507449
67	11 · 90- -90909091
68	73 · 137 · 152533657 · · 65552746171882583264230070868884366877803237222654400793
69	$Q_{23}$ · 7 · 13 · 31051 · 143574021480139 · 24649445347649059192745899
70	$Q_{14}$ · 421 · 3541 · 27961 · 3471301 · 13489841 · 60368344121 · · 848654483879497562821

FACTORS OF  $Q_n = 10^n + 1$

Table 10. Factors of $Q_n = 10^n + 1$	
71	$11 \cdot 290249 \cdot 313210694641810683554152093234053895417069794931561-89716729115659$
72	$Q_{24} \cdot 8929 \cdot 111994624258035614290513943330720125433979169$
73	$11 \cdot 293 \cdot 10826684964539959837294043117 \cdot 286578888976194997999922592330908602103011$
74	$101 \cdot 149 \cdot 3109 \cdot 111149 \cdot 708840373781 \cdot 669031686661427842829 \cdot 40548140514062774758071840361$
75	$Q_{25} \cdot 7 \cdot 13 \cdot 211 \cdot 241 \cdot 2161 \cdot 1000009999999998999999999900000000100001$
76	$73 \cdot 137 \cdot 457 \cdot 1403417 \cdot 5240808656722481737 \cdot 297478330786365628414805305290302483555043017$
77	$11^2 \cdot 23 \cdot 463 \cdot 4093 \cdot 8779 \cdot 24179 \cdot 590437 \cdot 909091 \cdot 7444361 \cdot 4539402627853030477 \cdot 4924630160315726207887$
78	$Q_{26} \cdot 3121 \cdot 9901 \cdot 53397071018461 \cdot 6060517860310398033985611921721$
79	$11 \cdot 1423 \cdot 9615060929 \cdot 664431745414905790979975101580210769583929-38976011506949065646573$
80	$Q_{16} \cdot 1634881 \cdot 18453761 \cdot 947147262401 \cdot 349954396040122577928041596214187605761$
81	$Q_{27} \cdot 1459 \cdot 2458921051 \cdot 456502382570032651 \cdot 610600386089858349939139$
82	$101 \cdot 68389 \cdot 144774599701851189374007660603168623753834536241353-1560645573104006506749609$
83	$11 \cdot 167 \cdot 997 \cdot 3565183 \cdot 2097307081 \cdot 7742098247001476863 \cdot 943176903141330068482602900960294299878841$
84	$Q_{28} \cdot 99990001 \cdot 11189053009 \cdot 603812429055411913 \cdot 148029423400750506553$
85	$Q_{17} \cdot 9091 \cdot 87211 \cdot 787223761 \cdot 160220794821014452066741918303580917664386555934641$
86	$101 \cdot 338669 \cdot 29235005562983033552226539485427065984489250858537-09961673200056984872843366529$
87	$Q_{29} \cdot 7 \cdot 13 \cdot 638453709757 \cdot 135080726389891 \cdot 1274194732898148471766404179653$
88	$17 \cdot 5882353 \cdot 10100113 \cdot 99008792277868584242572236568047307985554-22102713108259184822982673560177$
89	$11 \cdot 179 \cdot 12147237304901893 \cdot 4180967272673252032291190917188955-510245874180001164839931077197586653$
90	$Q_{30} \cdot 181 \cdot 999999000001 \cdot 4999437541453012143121 \cdot 1105097795002994798105101$

## TABLES

91	11 · 859 · 909091 · 21705503 · 1058313049 · 50678387411703889101759125- -785290439894389920385627096501794498837
92	73 · 137 · 2393 · 4178437150016715837818641871709193476807772628503- -969494400330129962348520684914375257
93	$Q_{31}$ · 7 · 13 · 373 · 44641 · 3590254957 · · 18381907262281244633158190677786966663091011
94	101 · 45121 · 2144906157509411684424913774078958939881 · · 1023037643093214557651333120422980213172396059301
95	$Q_{19}$ · 9091 · 1812604116731 · 121450506296081 · · 4996731930447843676185843959746621491531100801
96	$Q_{32}$ · 193 · 769 · 1253224535459902849 · · 53763491189967221358575546107279034709697
97	11 · 102527361354613106010527 · 323338434891034089173475790125293 · · 27422699366054621683295623079471066588881
98	$Q_{14}$ · 99999999999999990000000000000099999999999999999000000000000000- -99999999999999990000000000000001
99	$Q_{33}$ · 19 · 52579 · 7093127053 · · 141122524877886182282233539317796144938305111168717
100	$Q_{20}$ · 401 · 1201 · 1601 · 129694419029057750551385771184564274499075- -700947656757821537291527196801

## Bibliography

John Brillhart, D. H. Lehmer, J. L. Selfridge, Bryant Tuckerman and S. S. Wagstaff, Jr., *Factorizations of  $b^n \pm 1$ ,  $b = 2, 3, 5, 6, 7, 10, 11, 12$  up to High Powers*, Second edition, American Mathematical Society, Providence R. I., 1988.

# FACTORS OF $3^{2^m} + 1$

**Factors of Generalized Fermat Numbers.** In the hope of finding some new, very large primes of the form  $a^{2^n} + b^{2^n}$ , Anders Björn and the author of this book are presently subjecting the generalized Fermat numbers  $F_m(a, b) = a^{2^m} + b^{2^m}$ , with  $a, b \leq 12$  and  $m < 1000$ , to a factor search. The search limit for possible factors  $p = k \cdot 2^n + 1$  is  $k = 10^4$  for  $n > 100$  and is projected to  $k = 10^9$  for  $n \leq 100$ . In May 1994  $k$  had reached 732, 000, 000. The smaller of the numbers ( $m \leq 15$ ) and their cofactors, with all known prime factors removed, are being subjected to primality tests. So far all cofactors found with up to 50,000 digits have been tested and each one of them was revealed as composite by just one strong pseudoprime test to the first base  $\geq 13$  with Jacobi's symbol  $= -1$ .—As a spin-off effect, many of the smaller of these numbers are now completely factored, much due to the kind assistance by an anonymous referee of a so far unpublished paper and by Richard Brent.—No large primes  $F_m$  or  $F_m/2$  have been identified so far.

Harvey Dubner and Wilfrid Keller have been carrying out a similar investigation on the Fermat numbers with  $b = 1$  and  $a \leq 15$ . Their search limit for  $k$  was  $10^5$  for  $m < 1000$ , but on top of this they have also tried all known large primes of the form  $k \cdot 2^n + 1$  as factors. (See Table 5 for these primes.) In this way they found factors of some very large  $F_m$ 's.—We give a selection of these results in Tables 11–21 below.

Primality proofs for the larger of the cofactors in the tables below were graciously produced by François Morain.

**Table 11. Prime Factors  $p = k \cdot 2^n + 1$  of  $(3^{2^m} + 1)/2$**

<i>m</i>	<i>k</i>	<i>n</i>	<i>m</i>	<i>k</i>	<i>n</i>	<i>m</i>	<i>k</i>	<i>n</i>
1	1	2	10	29	11	35	76159543	36
2	5	3	10	51699	14	36	3315	38
3	1	4	10	109503	12	38	3	41
3	3	6	11	193	12	39	21	41
4	672605	5	11	128041	12	39	58065	41
5	<i>P15a</i>		15	1	16	44	443	45
6	<i>P31</i>		15	3	18	44	472908359	45
7	1	8	19	13	20	45	57	48
7	1075	8	21	37	22	47	97151685	49
7	<i>P15b</i>		21	27212059	22	49	7	50
7	<i>P19</i>		26	3	30	51	99	53
7	<i>P21a</i>		26	6773531	27	54	5	55
8	3	12	28	23	29	54	1713005	55
8	17525	9	29	9	33	56	615	59
8	<i>P21b</i>		29	4205805	35	60	1905	62
8	<i>P90</i>		31	135	35	61	9	63
9	131233	10	31	63787	32	63	3	66
9	21797545	10	32	3	36	64	9	67
9	<i>P14</i>		33	115347853	34	72	201	75
9	<i>P21c</i>		34	1469	35	73	1947709	74

# TABLES

**Table 11. Prime Factors  $p = k \cdot 2^n + 1$  of  $(3^{2^m} + 1) / 2$  (cont.)**

<i>m</i>	<i>k</i>	<i>n</i>	<i>m</i>	<i>k</i>	<i>n</i>	<i>m</i>	<i>k</i>	<i>n</i>
79	9	81	266	17	267	1019*	2949	1021
80	11	81	271	3	276	1089*	10647	1091
80	79815	83	319	7	320	1303*	9	1305
80	333383	81	319	81	324	1346*	201	1348
82	117567	84	350*	30305	351	1488*	9	1494
83	469440927	87	359	367	360	1498*	569	1499
90	2366505	92	370	45	372	1642*	93	1646
91	235	92	370	197	371	1786*	489	1789
92	29384505	95	392	281	393	1966*	21	1969
92	230442747	95	403	3	408	2197*	3	2208
94	2241	96	435	3	438	2711*	721	2712
95	2263	96	444*	15501	447	2822*	9	2826
123	163	124	463*	19107	466	2843*	1045	2844
125*	84669	130	518*	24171	521	3160*	3	3168
126	5	127	531	3	534	3187*	3	3189
128*	50145	130	688	159	690	3280*	623	3281
139	31	140	710	89	711	3527*	43	3528
155	5835	157	792	183	794	3684*	9	3690
158	9	162	837	69	842	3906*	3	3912
161	75	163	839*	66913	840	4726*	29	4727
187	3	189	849	5127	852	4838*	9	4842
198	3	201	896	15	900	9429*	9	9431
199	427	200	897	499	898	10421*	43	10422
207	3	209	899*	33459	901	13164*	5	13165
208	3369	213	931	669	933	24990*	15	24995
241	535	242	947*	57571	948	34346*	3	34350
245*	58059	247	999	13	1000	39177*	9	39186

$P14 = 120799\ 10333441$ ,  $P15a = 9265100\ 94425921$ ,  $P15b = 1384246\ 18868737$

$P19 = 391\ 37862815\ 14524929$ ,  $P21a = 15384\ 98348539\ 10661121$

$P21b = 89120\ 61245203\ 73602817$ ,  $P21c = 10051\ 26273478\ 97906177$

$P31 = 1716841\ 91014625\ 62423289\ 24544641$

\* This item is taken from Harvey Dubner and Wilfrid Keller, "Factors of Generalized Fermat Numbers," *Math. Comp.* (to appear).

FACTORS OF  $3^{2^m} + 2^{2^m}$

**Table 12. Prime Factors  $p = k \cdot 2^n + 1$  of  $3^{2^m} + 2^{2^m}$**

<i>m</i>	<i>k</i>	<i>n</i>	<i>m</i>	<i>k</i>	<i>n</i>	<i>m</i>	<i>k</i>	<i>n</i>
1	3	2	16	609	19	114	177	116
2	3	5	16	30041	17	126	5	127
3	1	4	17	103947	19	133	651	135
3	25	4	19	7	20	144	323	145
4	95	5	19	13	20	150	4413	152
4	443	5	19	8908665	21	153	363	157
5	9	7	20	11	21	164	131	165
5	<i>P13a</i>		21	343191	23	179	7525	180
6	3	8	22	27015	24	204	87	207
6	952341149	7	23	6331	24	206	3	209
6	<i>P17</i>		23	4130547	26	208	11	209
7	1	8	24	5103	26	212	3071	213
7	<i>P59</i>		24	1041423	28	243	691	244
8	35265	11	27	909	29	264	1941	267
8	335156319	10	32	65487	39	275	145	276
8	<i>P13b</i>		33	2908041	35	289	37	290
8	<i>P13c</i>		35	776305	36	290	59	291
8	<i>P31</i>		35	35837683	36	301	2779	302
8	<i>P48</i>		37	3	41	319	7	320
9	3949	10	38	9	43	332	63	334
9	<i>P14</i>		38	21	41	349	1167	352
9	<i>P15</i>		44	70321455	47	350	3	353
10	<i>P13d</i>		47	105493	48	465	517	466
11	76353	13	48	45064263	50	470	17	471
12	35	13	54	1813961	55	613	3411	616
12	221	13	64	9	67	634	275	635
14	21	17	64	10439	65	648	23	649
14	56223885	16	76	515	77	676	987	678
14	195051857	15	77	25	78	717	1477	718
15	1	16	77	48351	79	850	3221	851
15	5311	16	83	135	85	984	5909	985
15	289149	19	93	192552207	96			

*P13a* = 16071 33116929, *P13b* = 22261 98380033, *P13c* = 33766 63028737

*P13d* = 23302 49132033, *P14* = 579873 75533057, *P15* = 4062978 48379393

*P17* = 3 66295381 45348481

*P31* = 1839605 17620282 38179967 87333633

*P48* = 40554942 04557502 46193993 36199835 42796132 73199617

*P59* = 458 76204582 64040144 56078332 44277975 11339173 13886508 67226881



**Table 13. Prime Factors  $p = k \cdot 2^n + 1$  of  $4^{2^m} + 3^{2^m}$**

$m$	$k$	$n$	$m$	$k$	$n$	$m$	$k$	$n$
1	1	2	25	374295	27	85	502737	88
2	21	4	25	479462125	26	93	1087	94
3	1	4	27	145	28	94	1255901	95
3	265	4	27	7631787	32	97	243794875	98
4	67781469	6	27	438285595	28	98	75	102
5	187	6	28	59143721	29	119	5437	120
5	$P_{16}$		30	35825	31	121	471	123
6	1317	8	33	7389403	34	126	5	127
6	$P_{34}$		34	5919639	37	130	1421	131
7	1	8	35	4796733	40	132	635	133
7	$P_{75}$		38	3	41	169	295	170
9	51754639	10	38	39	42	184	57	190
9	$P_{14}$		39	21	41	185	5061	189
10	9	14	39	5011	40	189	7	190
11	3421	12	41	484239	46	204	65	205
11	162711093	13	42	382863	45	207	3	209
12	1467	15	44	111	47	210	11	211
12	409083	17	50	4090857	54	221	277	222
14	165	17	55	28273	56	241	469	242
15	1	16	56	61876493	57	266	5391	268
16	449	17	57	5311219	58	267	81	271
16	683	17	58	339	62	298	71	299
16	1469	17	64	9	67	319	7	320
16	431164701	23	64	3063	66	332	143	333
18	497	19	65	3049	66	434	5087	435
19	13	20	65	23959	66	598	87	602
19	201412827	24	71	595	72	704	71	705
20	69745353	22	74	406046561	75	725	1605	727
20	514766667	23	80	1039305	82	759	403	760
24	145977549	34	80	14258615	81	858	195	860
25	7	26	82	13287	84			
25	2467	26	84	5	85			

$P_{14} = 595779\ 91748609$ ,  $P_{16} = 15413649\ 50613953$

$P_{34} = 10\ 09281751\ 47372938\ 62308420\ 57136129$

$P_{75} = 450\ 55287640\ 97906895\ 47687014\ 58082132\ 05219565\ 99525911 -$   
 $39967964\ 66003258\ 91979521$

FACTORS OF  $5^{2^m} + 1$ Table 14. Prime Factors  $p = k \cdot 2^n + 1$  of  $(5^{2^m} + 1) / 2$ 

$m$	$k$	$n$	$m$	$k$	$n$	$m$	$k$	$n$
1	3	2	33	3859207	38	151	749	153
2	39	3	34	909	35	163	345	166
3	1	4	36	5	39	171	7	174
3	359	5	38	2465247	39	176*	35945	179
4	81	5	38	3903309	41	188	3	189
4	459735	6	39	267	40	205	9	206
5	5	7	40	21	41	208	3	209
5	1172953	6	40	119	45	212	67	214
5	945042975	8	41	11	43	245*	28685	253
6	3	8	44	6213	45	270	177	271
6	$P_{13}$		45	65	47	288	33	289
6	$P_{30}$		49	642084021	51	288	41	289
7	1	8	50	417	51	348	2545	350
7	$P_{26}$		50	1005197	51	370	197	371
7	$P_{62}$		51	459	53	379	297	380
8	1617	10	53	5	55	406	3	408
8	$P_{18}$		54	13093	56	435	155	437
8	$P_{22}$		58	129	59	470	17	471
9	19	10	60	596155	62	503	127	504
9	23053	10	62	249069	63	530	7607	531
11	367	12	63	9284291	67	576*	14515	580
11	4491	12	65	3	66	579*	17007	580
13	5	15	65	33	66	626	449	627
15	1	16	66	9	67	630	99	631
16	303	17	72	246441	73	635	1387	636
17	3	18	73	5	75	677	6525	679
17	1107	22	73	537090101	75	712	5051	713
17	179859	18	77	14983	78	718	57	719
18	27	19	82	5	85	793	183	794
19	7	20	89	121212265	94	826	33	828
19	3155	21	93	424635	96	828	7	830
23	5	25	97	495279	98	852	175	856
23	326895	26	99	361	100	892	15	900
24	37	26	106	7359	107	895	1905	897
25	1173463	28	125	5	127	1370*	1785	1375
26	3730559	29	127	111	128	1540*	293	1541
27	6537427	30	141*	41719	142	1705*	239	1709
28	36159485	31	146	17	147	1780*	67	1782
32	355	34	147	3125	149	1785*	321	1787

# TABLES

**Table 14. Prime Factors  $p = k \cdot 2^n + 1$  of  $(5^{2^m} + 1) / 2$  (cont.)**

$m$	$k$	$n$
1803*	7	1804
1945*	5	1947
2147*	855	2151
2206*	3	2208
2804*	3	2816
3022*	63	3024
3162*	3	3168

$m$	$k$	$n$
3310*	5	3313
3473*	125	3475
3910*	3	3912
6837*	19	6838
8059*	39	8061
8409*	41	8411
9194*	59	9195

$m$	$k$	$n$
13161*	5	13165
13902*	9	13903
16695*	7	16696
17033*	19	17034
20908*	3	20909
23471*	5	23473

$P_{13} = 36664\ 99598927$   $P_{18} = 10\ 11996647\ 91578113$

$P_{22} = 456356\ 64302206\ 14493697$   $P_{26} = 23\ 65320098\ 38300032\ 98459393$

$P_{30} = 192265\ 91356528\ 74839024\ 51328002$

$P_{62} = 483434\ 35450661\ 74714559\ 70904384\ 53284431\ 93398850\ 89449176-04826626$

\*This item is taken from Harvey Dubner and Wilfrid Keller, "Factors of Generalized Fermat Numbers," *Math. Comp.*, (to appear).

Here are the values of the  $P_{xx}$ 's in Table 18 on p. 424:

$P_{14} = 964798\ 89653761$ ,  $P_{17} = 1\ 98549795\ 05843329$

$P_{18} = 44\ 71833098\ 36853377$ ,  $P_{22} = 233934\ 05664633\ 17436161$

$P_{23} = 2875378\ 71970566\ 61026689$ ,  $P_{25} = 2\ 98302840\ 56087355\ 41756929$

$P_{29} = 18247\ 77009702\ 13219240\ 17185281$

# FACTORS OF $5^{2^m} + 2^{2^m}$

**Table 15. Prime Factors  $p = k \cdot 2^n + 1$  of  $5^{2^m} + 2^{2^m}$**

<i>m</i>	<i>k</i>	<i>n</i>	<i>m</i>	<i>k</i>	<i>n</i>	<i>m</i>	<i>k</i>	<i>n</i>
1	7	2	22	5	25	124	11	125
2	5	7	26	315	32	132	5145	134
3	1	4	26	46663867	30	136	3405	141
3	1437	4	28	21843	29	139	43	144
4	3	5	28	8756025	30	146	17	147
4	49158491	5	29	3	30	146	3125	149
5	3	6	29	274003	32	163	1289	165
5	1603	6	33	3	36	192	111	193
5	<i>P</i> 16		33	5	39	200	3	201
6	<i>P</i> 12		38	8795	41	201	885	203
6	<i>P</i> 34		38	1383557	39	208	3	209
7	1	8	38	2250249	39	208	11	209
7	225	9	40	21	41	270	177	271
7	597	8	41	19993	42	273	3	276
7	309691	8	41	99334575	44	287	7209	289
7	<i>P</i> 22 <i>a</i>		46	35	49	302	853	304
7	<i>P</i> 48		48	47513	49	321	501	323
8	413	9	50	17	51	340	23	341
8	1941	9	57	555	60	352	3	353
8	<i>P</i> 15		61	19436985	64	434	5233	436
8	<i>P</i> 22 <i>b</i>		63	524381925	66	437	3	438
9	3	12	66	9	67	439	25	448
11	1267	12	71	5	75	450	135	452
12	669933	13	75	2919	77	460	183	464
13	41655	15	76	181290555	78	482	77	483
13	11393949	14	77	2105865	79	533	3	534
14	403	16	83	19647	84	578	687	579
15	1	16	86	4104135	90	729	709	730
18	179	19	91	7	92	742	25	748
19	612606147	22	107	37	110	752	221	753
20	55	22	110	15	112	811	8737	812
20	13988783	21	118	5	127			
20	68976685	24	120	1869	125			

*P*12 = 2745 68286337, *P*15 = 2155790 97177089, *P*16 = 11758856 76400129  
*P*22*a* = 207676 20346022 27299841, *P*22*b* = 136665 57530512 61778433  
*P*34 = 19 74376186 97662497 69742300 15921793  
*P*48 = 39445616 99895512 14780703 63362889 96553199 59827713

# TABLES

**Table 16. Prime Factors  $p = k \cdot 2^n + 1$  of  $(5^{2^m} + 3^{2^m}) / 2$**

<i>m</i>	<i>k</i>	<i>n</i>	<i>m</i>	<i>k</i>	<i>n</i>	<i>m</i>	<i>k</i>	<i>n</i>
1	1	4	25	147875703	26	93	85	94
2	11	5	26	33	28	98	48255	100
3	3103	6	27	13	28	121	479	123
4	3	5	28	3363	29	126	5	127
4	24586169	5	29	24713	33	131	4845	139
5	140427	10	30	1401	35	136	1039	138
5	<i>P</i> 14		30	176883	32	151	131	153
6	1	8	32	5679499	34	183	25	184
6	2268125	7	34	331	36	187	13	188
6	<i>P</i> 34		35	121737	36	188	3	189
7	15	9	36	34085055	39	188	57	190
7	141	8	38	93778751	39	189	7	190
7	1015	8	39	584998045	40	206	11	209
7	83751	8	39	719244141	40	208	3	209
7	103735	8	40	21	41	227	115	228
7	<i>P</i> 61		41	731040737	43	232	67	236
9	31048859	11	46	10961	47	276	2023	282
11	1243	14	46	37607315	47	322	6035	323
12	561	13	53	333	54	352	3	353
14	1	16	53	3613763	61	367	197	371
14	35	15	54	5	55	380	981	381
14	4233447	15	54	504777	55	406	3	408
16	46151091	17	56	29	57	649	591	651
17	3	18	57	548467	60	662	9	663
17	196861263	20	62	5019	63	785	599	787
18	41	19	65	3	66	793	183	794
18	983535	21	66	9	67	795	1611	796
21	704154273	24	72	48057	74	823	143	825
22	393	24	75	16795	76	857	7345	858
24	27	26	81	6284057	83	896	15	900
25	103	30	90	4149945	93	928	887	931

*P* 14 = 809579 68182017

*P* 34 = 36 32789233 88107624 48136760 34342529

*P* 61 = 35821 08415820 54208008 45791659 68674484 26770196 32207505–  
96627457

# FACTORS OF $5^{2^m} + 4^{2^m}$

**Table 17. Prime Factors  $p = k \cdot 2^n + 1$  of  $5^{2^m} + 4^{2^m}$**

$m$	$k$	$n$	$m$	$k$	$n$	$m$	$k$	$n$
1	5	3	25	5181	27	86	409116489	87
2	55	4	26	6949215	28	91	260955	93
3	1	4	36	5	39	93	69425	97
3	1677	4	36	6939373	40	94	18297	95
4	75	6	36	182363861	37	94	36645	98
4	127645	8	37	8798631	39	94	22506429	95
5	5	7	40	21	41	95	120513517	96
5	93	6	40	11711	43	107	615	109
5	468171	7	41	9	42	125	5	127
5	1592193	6	41	49	42	128	595	130
6	$P13a$	8	42	9	43	142	519	145
6	$P33$		43	7611	44	146	17	147
7	1		45	80799	46	147	3125	149
7	$P13b$		47	295	52	178	147	179
7	$P75$	12	47	177309	49	188	7	190
8	43		48	369	61	188	57	190
8	4911		48	927	50	208	3	209
8	435745		48	2551731	49	210	9	211
10	5	13	49	20749	50	211	41	215
10	9	11	60	779967	62	242	29	245
11	9	17	61	21995	63	270	177	271
13	434511	15	62	9	63	298	177	299
14	1479	15	66	9	67	349	161	351
15	1	16	69	1519	70	365	19	366
16	11691	17	70	95079	73	449	5991	451
17	318169	18	73	5	75	452	33	453
18	460697	19	76	1537	78	501	1783	502
20	303	21	81	4411485	84	597	949	598
20	462891	21	83	135	85	694	5049	697
23	5	25	85	3651315	87	927	421	928

$P13a = 16991\ 32282369$ ,  $P13b = 17198\ 85157889$

$P33 = 3\ 19046040\ 23490099\ 81881513\ 06914049$

$P75 = 664\ 85659796\ 45277755\ 91232190\ 67300940\ 51844953\ 78793489-$   
 $59444670\ 35675855\ 57440257$

# TABLES

**Table 18. Prime Factors  $p = k \cdot 2^n + 1$  of  $6^{2^m} + 1$**

<i>m</i>	<i>k</i>	<i>n</i>	<i>m</i>	<i>k</i>	<i>n</i>	<i>m</i>	<i>k</i>	<i>n</i>
1	9	2	35	3	41	197*	119361	199
2	81	4	35	2601	40	201	7225	202
3	1	4	35*	60727	36	203	3	209
3	6175	4	36	21	41	244	237	247
4	11	5	39	2517	43	261	55	262
4	53	5	40	191	41	275*	117007	276
4	4599	10	40	567915	43	298	267	300
5	43	6	42	9360659	43	319	7	320
5	2275	6	43	11735157	48	342*	26247	346
5	P17		44	8249	45	344*	41139	347
6	2405301	11	47	712687	48	370	5309	371
6	P18		50	1025	51	373	1093	374
6	P23		56	509471	57	380	105	382
7	1	8	57	75	60	389	7	390
7	2983	8	61	9643	62	403*	16521	405
7	196513	8	61	592491	63	431	7	432
7	6232629	9	63	9	65	641*	15295	642
7	P22		64	9	67	662	891	664
7	P25		66	8699	67	829	7	830
7	P29		78	357	80	1379*	81	1384
8	9	11	79	2126397	83	1420*	357	1422
9	79	10	84	1169	85	1675*	921	1680
9	1641	11	85	903	89	2294*	9	2297
10	45903	13	90	9618969	93	2973*	43	2974
10	447425285	11	92	955085	93	2992*	185	2993
11*	P14		96	341591	97	3903*	25	3904
15	1	16	96	4160015	97	4437*	19	4438
19	13	20	98	130893	100	4542*	11	4543
21	6292737	23	98	2120097	100	4642*	21	4644
22	3484503	24	113	141	117	4686*	5	4687
23	2426623	24	118*	136811	119	4726*	29	4727
25	37	26	126	5	127	6341*	33	6346
25	1137	27	126	11	127	6801*	15	6804
25	4725	28	156*	455585	157	6978*	21	6981
27	193	28	166	191	167	7964*	9	7967
32	1670619	35	179*	211411	180	9429*	9	9431
33	21195	35	187	13	188	22385*	7	22386

For the values of  $P_{xx}$ , see p. 420.

FACTORS OF  $6^{2^m} + 5^{2^m}$

**Table 19. Prime Factors  $p = k \cdot 2^n + 1$  of  $6^{2^m} + 5^{2^m}$**

$m$	$k$	$n$	$m$	$k$	$n$	$m$	$k$	$n$
1	15	2	17	32760849	18	73	67	74
2	1	4	18	11	19	75	119187	78
2	7	4	18	216699601	20	77	186175	78
3	64695	5	20	33	21	78	562521675	80
4	726000439	12	20	1069	22	82	135	85
5	3	6	20	32061	21	91	47683	92
5	9	6	20	43086521	25	92	33	93
5	5957	11	23	2733627	24	110	4571	113
5	10083	6	25	37	26	126	5	127
5	142255	6	25	228342031	28	158	221	161
6	1	8	27	49	30	182	21	187
6	$P_{13}$		28	335	29	186	555	189
6	$P_{36}$		29	3	30	200	3	201
7	13	8	33	3	36	201	1717	202
7	16121	9	36	66943	38	208	3	209
7	3035263	10	38	25681	40	251	43	252
7	$P_{14}$		40	21	41	273	3	276
7	$P_{32}$		40	531	41	274	27	275
7	$P_{35}$		41	72907	44	295	1497	298
9	3	12	42	9	43	315	13	316
9	9955	10	42	38671	44	330	125	331
10	24219843	12	43	73	44	345	1765	346
12	33	13	47	2175	51	347	201	348
12	45	14	48	5751	51	371	357	372
12	9771	13	54	105	61	437	3	438
12	147547	16	56	29	57	468	1663	470
12	7884645	14	56	9255	58	533	3	534
12	99033307	16	56	28733	61	566	1475	567
13	9	14	59	53293	60	646	1211	647
13	63	14	59	2226147	60	660	1895	661
13	378307509	14	63	25	64	781	9	782
14	1	16	64	2729	67	786	331	788
14	1246369	18	66	9	67	829	7	830
14	45628443	16	69	74689	74			
16	238485	18	69	480579	70			

$P_{13} = 11897\ 82673537$ ,  $P_{14} = 297595\ 33890817$   
 $P_{32} = 28232308\ 13211418\ 88796567\ 24422657$   
 $P_{35} = 559\ 13344106\ 79624740\ 12042631\ 31719169$   
 $P_{36} = 2071\ 49065298\ 67581856\ 82149791\ 18531969$



# TABLES

**Table 20. Prime Factors  $p = k \cdot 2^n + 1$  of  $10^{2^m} + 1$**

<i>m</i>	<i>k</i>	<i>n</i>	<i>m</i>	<i>k</i>	<i>n</i>	<i>m</i>	<i>k</i>	<i>n</i>
1	25	2	19	101439	21	143	841	144
2	9	3	19	12838857	20	143	3125	149
2	17	3	20	5	25	146	17	147
3	1	4	22	6061953	24	157	43	158
3	367647	4	26	17	27	168	285	171
4	11	5	28	308122623	29	179	7	180
4	7	6	29	49	30	181*	679731	183
4	5	7	29	135	31	182	227	183
4	11	7	30	266443839	31	183	13	188
4	2183	5	35	5	39	185	21	187
5	155	7	37	287443	38	190	1637	191
5	15253	6	39	52731	40	195*	154865	201
5	96679	6	40	21	41	200	267	202
5	P15		40	115	42	206	87	207
6	9882899	7	41	39	42	208	3	209
6	P23		46	24867885	48	215*	143277	216
6	P33		48	25	52	222*	64619	225
7	1	8	50	849	51	226	1707	227
7	15	10	54	35535	57	243	2661	244
7	1771	8	54	3397839	57	260*	19887	262
7	P116		58	45	60	270	177	271
8	21	9	58	8264469	59	284	701	291
8	16121	9	62	9	63	324	1283	325
8	1162719	13	64	63	65	380	23	381
8	142913093	9	66	9	67	388	101	389
8	P225		68	15533	69	461	4963	462
9	1479	10	69	21573	70	550	9103	552
9	294999	10	72	5	75	551*	36181	552
11	13050269	13	80	1155045	83	615	7	616
11*	P16		81	13	82	625	63	626
11*	P19		88	14603	89	724*	26085	731
12	56021	13	91	4695	93	749	459	750
12*	P18		93	1718239	93	842	1273	844
15	1	16	99	3957	100	892	627	894
15	11	19	102	43	104	939*	22717	940
16	63	17	102*	460745	105	990	95	993
17	335	19	122	755	125	1104*	1551	1105
18	305	21	124	5	127	1139*	1055	1141
19	67	20	142	29	143	1147*	67	1148

# FACTORS OF $12^{2^m} + 1$

**Table 20. Prime Factors  $p = k \cdot 2^n + 1$  of  $10^{2^m} + 1$  (cont.)**

$m$	$k$	$n$	$m$	$k$	$n$	$m$	$k$	$n$
1190*	299	1191	2686*	647	2687	7926*	29	7927
1286*	207	1287	2731*	97	2732	7966*	9	7967
1370*	935	1373	3306*	5	3313	9960*	113	9961
1402*	539	1403	3353*	9	3354	23467*	5	23473
1628*	65	1631	3473*	273	3474	28276*	11	28277
1676*	123	1677	5147*	25	5152	38005*	13	38008
1919*	89	1921	6612*	7	6614	44684*	3	44685
1944*	5	1947	6837*	19	6838			
1960*	23	1961	6903*	95	6905			

$P15 = 834427406578561$ ,  $P16 = 3835256936681473$

$P18 = 728157653661622273$ ,  $P19 = 9027276203313319937$

$P23 = 15343168188889137818369$

$P33 = 515217525265213267447869906815873$

\*This item is taken from Harvey Dubner and Wilfrid Keller, "Factors of Generalized Fermat Numbers," *Math. Comp.* (to appear).

**Table 21. Prime Factors of  $p = k \cdot 2^n + 1$  of  $12^{2^m} + 1$**

$m$	$k$	$n$	$m$	$k$	$n$	$m$	$k$	$n$
1	1	2	10	3187781	11	29	49	30
1	7	2	11	421	12	30	63591	32
2	11	3	11	1111	12	33	634937545	34
2	29	3	11	19473	13	38	3	41
3	1	4	12	5	13	39	21	41
3	3	5	12	345	15	40	15	44
3	16297	4	12	9479	13	40	123	46
4	4811	5	14	5	15	40	318471	43
4	$P13$		15	1	16	42	11	43
5	3	8	16	1537305	18	45	13143187	46
5	$P32$		18	11	19	51	7	52
6	141	8	18	41	19	56	6071	57
6	635	7	18	141	20	58	1125	60
6	543905	7	19	13	20	63	26923	64
6	$P17$		19	151	20	64	9	67
6	$P35$		19	13011	21	64	215735	65
7	1	8	21	51	25	66	1254537	70
7	$P136$		21	1140867	23	68	4398833	69
8	16121	9	23	491997	26	78	317928723	80
8	576716099	9	26	327	30	86	81	89

# TABLES

**Table 21. Prime Factors  $p = k \cdot 2^n + 1$  of  $12^{2^m} + 1$  (cont.)**

<i>m</i>	<i>k</i>	<i>n</i>	<i>m</i>	<i>k</i>	<i>n</i>	<i>m</i>	<i>k</i>	<i>n</i>
87	135	90	351	3	353	1540*	113	1541
91	7	92	408	113	409	1803*	7	1804
97	817399	98	485	283	486	2288*	69	2290
99	200041	100	513	15	517	2731*	21	2733
126	5	127	516	39	518	2811*	3	2816
126	1031	127	529	597	534	2814*	129	2817
127*	158721	129	556	6965	557	2872*	15	2875
129*	22839	133	578*	63963	580	3158*	129	3165
136*	30153	140	622	5525	623	4343*	43	4344
143	43	144	639*	13245	642	4726*	29	4727
143	8019	146	713	1233	716	5946*	5	5947
185	21	187	765*	17031	768	6999*	145	7000
202	2655	204	837	861	839	7926*	29	7927
204	9	211	966	957	972	8410*	41	8411
207	3	209	1010*	695	1011	9429*	9	9431
215	31	216	1052*	29	1053	20906*	3	20909
226	207	231	1178*	299	1179	22601*	9	22603
237	817	238	1243*	609	1245	26606*	5	26607
307	13	308	1310*	57	1312	34222*	15	34224
319	7	320	1310*	1053	1313	42663*	3	42665
334	2495	335	1348*	1781	1349			

$P_{13} = 12009\ 13648289$ ,  $P_{17} = 7\ 33897305\ 93973249$

$P_{32} = 44450180\ 99761619\ 26025602\ 62634753$

$P_{35} = 779\ 41952137\ 71313979\ 45189377\ 70197249$

\*This item is taken from Harvey Dubner and Wilfrid Keller, "Factors of Generalized Fermat Numbers," *Math. Comp.* (to appear).

**Note on the tables of generalized Fermat numbers.** The very large double exponent numbers occurring in these tables are, as far as the author knows, among the largest *precise* numbers, occurring in all of mathematics. (There have occasionally been larger numbers defined, such as Skewes' number  $e^{e^{e^{e^7}}}$ , but the purpose of those numbers is mostly to serve as a limit in some estimation, and it could be changed a little, without any harm being done.) The largest number of this kind encountered so far, is the number

$$N = 10^{2^{44684}} + 1, \quad \text{having the factor } 3 \cdot 2^{44685} + 1.$$

The number  $N$ , having  $2^{44684} + 1 > 1.67 \cdot 10^{13451}$  decimal digits, was tested by Harvey Dubner for the above factor, a prime found by Jeff Young.

# QUADRATIC RESIDUES

**Table 22. Quadratic Residues:**  $(a/p) = +1$ , if  $p \equiv l \pmod k$

$a$	$k$	$l$
-1	4	1
2	8	$\pm 1$
-2	8	1, 3
3	12	$\pm 1$
-3	6	1
5	10	$\pm 1$
-5	20	1, 3, 7, 9
6	24	$\pm(1, 5)$
-6	24	1, 5, 7, 11
7	28	$\pm(1, 3, 9)$
-7	14	1, 9, 11
10	40	$\pm(1, 3, 9, 13)$
-10	40	1, 7, 9, 11, 13, 19, 23, 37
11	44	$\pm(1, 5, 7, 9, 19)$
-11	22	1, 3, 5, 9, 15
13	26	$\pm(1, 3, 9)$
-13	52	1, 7, 9, 11, 15, 17, 19, 25, 29, 31, 47, 49
14	56	$\pm(1, 5, 9, 11, 13, 25)$
-14	56	1, 3, 5, 9, 13, 15, 19, 23, 25, 27, 39, 45
15	60	$\pm(1, 7, 11, 17)$
-15	30	1, 17, 19, 23
17	34	$\pm(1, 9, 13, 15)$
-17	68	1, 3, 7, 9, 11, 13, 21, 23, 25, 27, 31, 33, 39, 49, 53, 63
19	76	$\pm(1, 3, 5, 9, 15, 17, 25, 27, 31)$
-19	38	1, 5, 7, 9, 11, 17, 23, 25, 35
21	42	$\pm(1, 5, 17)$
-21	84	1, 5, 11, 17, 19, 23, 25, 31, 37, 41, 55, 71
22	88	$\pm(1, 3, 7, 9, 13, 21, 25, 27, 29, 39)$
-22	88	1, 9, 13, 15, 19, 21, 23, 25, 29, 31, 35, 43, 47, 49, 51, 61, 71, 81, 83, 85
23	92	$\pm(1, 7, 9, 11, 13, 15, 19, 25, 29, 41, 43)$
-23	46	1, 3, 9, 13, 25, 27, 29, 31, 35, 39, 41
26	104	$\pm(1, 5, 9, 11, 17, 19, 21, 23, 25, 37, 45, 49)$
-26	104	1, 3, 5, 7, 9, 15, 17, 21, 25, 27, 31, 35, 37, 43, 45, 47, 49, 51, 63, 71, 75, 81, 85, 93
29	58	$\pm(1, 5, 7, 9, 13, 23, 25)$
-29	116	1, 3, 5, 9, 11, 13, 15, 19, 25, 27, 31, 33, 39, 43, 45, 47, 49, 53, 55, 57, 65, 75, 79, 81, 93, 95, 99, 109

# TABLES

**Table 22. Quadratic Residues:**  $(a/p) = +1$ , if  $p \equiv l \pmod k$

$a$	$k$	$l$
30	120	$\pm(1, 7, 13, 17, 19, 29, 37, 49)$
-30	120	1, 11, 13, 17, 23, 29, 31, 37, 43, 47, 49, 59, 67, 79, 101, 113
31	124	$\pm(1, 3, 5, 9, 11, 15, 23, 25, 27, 33, 41, 43, 45, 49, 55)$
-31	62	1, 5, 7, 9, 19, 25, 33, 35, 39, 41, 45, 47, 49, 51, 59
33	66	$\pm(1, 17, 25, 29, 31)$
-33	132	1, 7, 17, 19, 23, 25, 29, 37, 41, 43, 47, 49, 59, 65, 71, 79, 97, 101, 119, 127
34	136	$\pm(1, 3, 5, 9, 11, 15, 25, 27, 29, 33, 37, 45, 47, 49, 55, 61)$
-34	136	1, 5, 7, 9, 19, 23, 25, 29, 31, 33, 35, 37, 39, 43, 45, 49, 59, 61, 63, 67, 71, 79, 81, 83, 89, 95, 109, 115, 121, 123, 125, 133
35	140	$\pm(1, 9, 13, 17, 19, 23, 29, 31, 33, 43, 59, 67)$
-35	70	1, 3, 9, 11, 13, 17, 27, 29, 33, 39, 47, 51
37	74	$\pm(1, 3, 7, 9, 11, 21, 25, 27, 33)$
-37	148	1, 9, 15, 19, 21, 23, 25, 31, 33, 35, 39, 41, 43, 49, 51, 53, 55, 59, 65, 73, 77, 79, 81, 85, 87, 91, 101, 103, 119, 121, 131, 135, 137, 141, 143, 145
38	152	$\pm(1, 9, 11, 13, 15, 17, 21, 25, 29, 31, 35, 37, 43, 49, 53, 69, 71, 73)$
-38	152	1, 3, 7, 9, 13, 17, 21, 23, 25, 27, 29, 37, 39, 47, 49, 51, 53, 55, 59, 63, 67, 69, 73, 75, 81, 87, 91, 107, 109, 111, 117, 119, 121, 137, 141, 147
39	156	$\pm(1, 5, 7, 19, 23, 25, 31, 35, 41, 49, 61, 67)$
-39	78	1, 5, 11, 25, 41, 43, 47, 49, 55, 59, 61, 71
41	82	$\pm(1, 5, 9, 21, 23, 25, 31, 33, 37, 39)$
-41	164	1, 3, 5, 7, 9, 11, 15, 19, 21, 25, 27, 33, 35, 37, 45, 47, 49, 55, 57, 61, 63, 67, 71, 73, 75, 77, 79, 81, 95, 99, 105, 111, 113, 121, 125, 133, 135, 141, 147, 151
42	168	$\pm(1, 11, 13, 17, 19, 25, 29, 41, 47, 53, 61, 79)$
-42	168	1, 13, 17, 23, 25, 29, 31, 41, 43, 53, 55, 59, 61, 67, 71, 83, 89, 95, 103, 121, 131, 149, 157, 163
43	172	$\pm(1, 3, 7, 9, 13, 17, 19, 21, 25, 27, 39, 41, 49, 51, 53, 55, 57, 63, 71, 75, 81)$
-43	86	1, 9, 11, 13, 15, 17, 21, 23, 25, 31, 35, 41, 47, 49, 53, 57, 59, 67, 79, 81, 83
46	184	$\pm(1, 3, 5, 7, 9, 15, 21, 25, 27, 35, 37, 41, 45, 49, 53, 59, 61, 63, 73, 75, 79, 81)$
-46	184	1, 5, 9, 11, 19, 21, 25, 31, 37, 39, 41, 43, 45, 47, 49, 51, 53, 55, 61, 67, 71, 73, 81, 83, 87, 91, 95, 99, 105, 107, 109, 119, 121, 125, 127, 149, 151, 155, 157, 167, 169, 171, 177, 181

# QUADRATIC RESIDUES

**Table 22. Quadratic Residues:**  $(a/p) = +1$ , if  $p \equiv l \pmod k$

$a$	$k$	$l$
47	188	$\pm(1, 9, 11, 15, 17, 19, 21, 23, 25, 31, 35, 37, 39, 43, 49, 53, 61, 65, 67, 81, 87, 89, 91)$
-47	94	$1, 3, 7, 9, 17, 21, 25, 27, 37, 49, 51, 53, 55, 59, 61, 63, 65, 71, 75, 79, 81, 83, 89$
51	204	$\pm(1, 5, 7, 13, 25, 29, 31, 35, 41, 47, 49, 59, 65, 79, 83, 91)$
-51	102	$1, 5, 11, 13, 19, 23, 25, 29, 41, 43, 49, 55, 65, 67, 71, 95$
53	106	$\pm(1, 7, 9, 11, 13, 15, 17, 25, 29, 37, 43, 47, 49)$
-53	212	$1, 3, 9, 13, 17, 19, 23, 25, 27, 29, 31, 35, 37, 39, 49, 51, 55, 57, 67, 69, 71, 75, 77, 79, 81, 83, 87, 89, 93, 97, 103, 105, 111, 113, 117, 121, 127, 139, 147, 149, 151, 153, 165, 167, 169, 171, 179, 191, 197, 201, 205, 207$
55	220	$\pm(1, 3, 9, 13, 17, 19, 23, 27, 39, 47, 49, 51, 57, 67, 69, 73, 79, 81, 89, 103)$
-55	110	$1, 7, 9, 13, 17, 31, 43, 49, 57, 59, 63, 69, 71, 73, 81, 83, 87, 89, 91, 107$
57	114	$\pm(1, 7, 25, 29, 41, 43, 49, 53, 55)$
-57	228	$1, 11, 23, 25, 29, 31, 35, 41, 47, 49, 53, 61, 65, 67, 73, 79, 83, 85, 89, 91, 103, 113, 119, 121, 127, 131, 151, 157, 169, 173, 185, 191, 211, 215, 221, 223$
58	232	$\pm(1, 3, 7, 9, 11, 19, 21, 23, 25, 27, 33, 37, 43, 49, 57, 61, 63, 65, 69, 71, 75, 77, 81, 85, 99, 101, 103, 111)$
-58	232	$1, 9, 15, 21, 25, 31, 33, 35, 37, 39, 47, 49, 51, 55, 57, 59, 61, 65, 67, 69, 77, 79, 81, 83, 85, 91, 95, 101, 107, 115, 119, 121, 123, 127, 129, 133, 135, 139, 143, 157, 159, 161, 169, 179, 187, 189, 191, 205, 209, 213, 215, 219, 221, 225, 227, 229$
59	236	$\pm(1, 5, 9, 11, 17, 21, 23, 25, 29, 31, 39, 41, 43, 45, 47, 49, 53, 55, 57, 67, 81, 83, 85, 91, 99, 103, 105, 111, 115)$
-59	118	$1, 3, 5, 7, 9, 15, 17, 19, 21, 25, 27, 29, 35, 41, 45, 49, 51, 53, 57, 63, 71, 75, 79, 81, 85, 87, 95, 105, 107$
61	122	$\pm(1, 3, 5, 9, 13, 15, 19, 25, 27, 39, 41, 45, 47, 49, 57)$
-61	244	$1, 5, 7, 9, 11, 13, 23, 25, 31, 35, 41, 43, 45, 49, 51, 55, 57, 59, 63, 65, 67, 71, 73, 77, 79, 81, 87, 91, 97, 99, 109, 111, 113, 115, 117, 121, 125, 137, 139, 141, 143, 149, 151, 155, 159, 161, 169, 175, 191, 197, 205, 207, 211, 215, 217, 223, 225, 227, 229, 241$

# TABLES

**Table 22. Quadratic Residues:**  $(a/p) = +1$ , if  $p \equiv l \pmod k$

$a$	$k$	$l$
62	248	$\pm(1, 9, 13, 15, 19, 21, 23, 25, 29, 33, 35, 37, 41, 49, 51, 53, 55, 59, 61, 67, 77, 79, 81, 85, 97, 107, 113, 117, 119, 121)$
-62	248	$1, 3, 7, 9, 11, 13, 21, 25, 27, 29, 33, 37, 39, 41, 43, 47, 49, 53, 61, 63, 71, 75, 77, 81, 83, 85, 87, 91, 95, 97, 99, 103, 111, 113, 115, 117, 121, 123, 129, 139, 141, 143, 147, 159, 169, 175, 179, 181, 183, 189, 191, 193, 197, 203, 213, 225, 229, 231, 233, 243$
65	130	$\pm(1, 7, 9, 29, 33, 37, 47, 49, 51, 57, 61, 63)$
-65	260	$1, 3, 9, 11, 19, 23, 27, 29, 31, 33, 37, 43, 49, 57, 59, 61, 69, 71, 73, 81, 87, 93, 97, 99, 101, 103, 107, 111, 119, 121, 127, 129, 137, 147, 151, 171, 177, 181, 183, 193, 197, 207, 209, 213, 219, 239, 243, 253$
66	264	$\pm(1, 5, 13, 17, 19, 25, 31, 41, 43, 49, 53, 59, 61, 65, 85, 95, 97, 103, 109, 125)$
-66	264	$1, 5, 7, 13, 17, 23, 25, 35, 41, 47, 49, 53, 61, 65, 67, 71, 79, 83, 85, 91, 97, 107, 109, 115, 119, 125, 127, 131, 151, 161, 163, 169, 175, 191, 205, 221, 227, 233, 235, 245$
67	268	$\pm(1, 3, 7, 9, 11, 17, 21, 25, 27, 29, 31, 33, 37, 43, 49, 51, 63, 65, 73, 75, 77, 79, 81, 87, 89, 93, 95, 99, 111, 115, 119, 121, 129)$
-67	134	$1, 9, 15, 17, 19, 21, 23, 25, 29, 33, 35, 37, 39, 47, 49, 55, 59, 65, 71, 73, 77, 81, 83, 89, 91, 93, 103, 107, 121, 123, 127, 129, 131$
69	138	$\pm(1, 5, 11, 13, 17, 25, 31, 49, 53, 55, 65)$
-69	276	$1, 5, 7, 13, 17, 19, 25, 35, 43, 47, 49, 53, 59, 65, 67, 71, 73, 79, 85, 89, 91, 95, 103, 113, 119, 121, 125, 131, 133, 137, 149, 167, 169, 175, 179, 193, 199, 215, 221, 235, 239, 245, 247, 265$
70	280	$\pm(1, 3, 9, 11, 17, 23, 27, 31, 33, 37, 51, 53, 61, 69, 73, 81, 83, 93, 97, 99, 101, 111, 121, 127)$
-70	280	$1, 9, 17, 19, 33, 37, 39, 43, 47, 53, 59, 61, 67, 69, 71, 73, 79, 81, 87, 93, 97, 101, 103, 107, 121, 123, 131, 139, 143, 151, 153, 163, 167, 169, 171, 181, 191, 197, 223, 229, 239, 249, 251, 253, 257, 267, 269, 277$
71	284	$\pm(1, 5, 7, 9, 11, 23, 25, 29, 31, 35, 37, 39, 45, 47, 49, 51, 55, 57, 59, 63, 67, 73, 77, 81, 89, 99, 101, 109, 115, 121, 123, 125, 127, 129, 139)$
-71	142	$1, 3, 5, 9, 15, 19, 25, 27, 29, 37, 43, 45, 49, 57, 73, 75, 77, 79, 81, 83, 87, 89, 91, 95, 101, 103, 107, 109, 111, 119, 121, 125, 129, 131, 135$

# QUADRATIC RESIDUES

**Table 22. Quadratic Residues:**  $(a/p) = +1$ , if  $p \equiv l \pmod k$

$a$	$k$	$l$
73	146	$\pm(1, 3, 9, 19, 23, 25, 27, 35, 37, 41, 49, 55, 57, 61, 65, 67, 69, 71)$
-73	292	1, 7, 9, 11, 15, 25, 31, 37, 39, 41, 43, 47, 49, 51, 57, 59, 61, 63, 65, 69, 77, 81, 83, 85, 87, 89, 95, 97, 99, 103, 105, 107, 109, 115, 121, 131, 135, 137, 139, 145, 149, 151, 159, 163, 165, 167, 169, 173, 175, 179, 181, 191, 199, 201, 213, 217, 221, 225, 237, 239, 247, 257, 259, 263, 265, 269, 271, 273, 275, 279, 287, 289
74	296	$\pm(1, 5, 7, 9, 13, 19, 25, 29, 33, 35, 41, 43, 45, 47, 49, 51, 59, 61, 63, 65, 69, 71, 73, 81, 91, 93, 95, 109, 117, 121, 125, 127, 131, 133, 137, 145)$
-74	296	1, 3, 5, 9, 11, 13, 15, 23, 25, 27, 29, 31, 33, 39, 41, 45, 49, 55, 61, 65, 67, 69, 73, 75, 79, 81, 83, 87, 93, 99, 103, 107, 109, 115, 117, 119, 121, 123, 125, 133, 135, 137, 139, 143, 145, 147, 155, 165, 167, 169, 183, 191, 195, 199, 201, 205, 207, 211, 219, 225, 233, 237, 239, 243, 245, 249, 253, 261, 275, 277, 279, 289
77	154	$\pm(1, 9, 13, 15, 17, 19, 23, 25, 37, 41, 53, 61, 67, 71, 73)$
-77	308	1, 3, 9, 13, 17, 25, 27, 31, 37, 39, 41, 43, 47, 51, 53, 59, 61, 73, 75, 79, 81, 93, 95, 101, 103, 107, 111, 113, 115, 117, 123, 127, 129, 137, 141, 145, 151, 153, 159, 169, 173, 177, 183, 199, 211, 219, 221, 223, 225, 237, 239, 241, 243, 251, 263, 279, 285, 289, 293, 303
78	312	$\pm(1, 7, 11, 23, 25, 29, 31, 37, 41, 43, 49, 53, 59, 77, 83, 85, 89, 95, 101, 109, 121, 137, 139, 151)$
-78	312	1, 19, 25, 29, 35, 37, 41, 47, 49, 53, 55, 67, 71, 77, 79, 85, 89, 101, 103, 107, 109, 115, 119, 121, 127, 131, 137, 155, 161, 163, 167, 173, 179, 187, 199, 215, 217, 229, 239, 251, 253, 269, 281, 289, 295, 301, 305, 307
79	316	$\pm(1, 3, 5, 7, 9, 13, 15, 21, 25, 27, 35, 39, 43, 45, 47, 49, 59, 63, 65, 71, 73, 75, 81, 89, 91, 97, 101, 103, 105, 107, 117, 121, 125, 127, 129, 135, 139, 141, 147)$
-79	158	1, 5, 9, 11, 13, 19, 21, 23, 25, 31, 45, 49, 51, 55, 65, 67, 73, 81, 83, 87, 89, 95, 97, 99, 101, 105, 111, 115, 117, 119, 121, 123, 125, 129, 131, 141, 143, 151, 155
82	328	$\pm(1, 3, 9, 11, 13, 19, 23, 25, 27, 29, 31, 33, 35, 39, 49, 53, 57, 67, 69, 73, 75, 81, 85, 87, 93, 99, 101, 103, 105, 109, 113, 117, 119, 121, 127, 143, 147, 149, 157, 159)$
-82	328	1, 7, 9, 13, 15, 25, 29, 33, 43, 47, 49, 51, 53, 55, 57, 59, 63, 69, 71, 73, 79, 81, 83, 85, 91, 93, 95, 101, 105, 107, 109, 111, 113, 115, 117, 121, 131, 135, 139, 149, 151, 155, 157, 163, 167, 169, 175, 181, 183, 185, 187, 191, 195, 199, 201, 203, 209, 225, 229, 231, 239, 241, 251, 253, 261, 263, 267, 283, 289, 291, 293, 297, 301, 305, 307, 309, 311, 317, 323, 325



# TABLES

**Table 22. Quadratic Residues:**  $(a/p) = +1$ , if  $p \equiv l \pmod k$

$a$	$k$	$l$
83	332	$\pm(1, 9, 15, 17, 19, 21, 25, 29, 33, 35, 37, 39, 41, 43, 47, 49, 55, 61, 65, 67, 69, 71, 77, 79, 81, 91, 93, 103, 107, 109, 113, 115, 121, 135, 139, 143, 153, 155, 159, 161, 163)$
-83	166	$1, 3, 7, 9, 11, 17, 21, 23, 25, 27, 29, 31, 33, 37, 41, 49, 51, 59, 61, 63, 65, 69, 75, 77, 81, 87, 93, 95, 99, 109, 111, 113, 119, 121, 123, 127, 131, 147, 151, 153, 161$
85	170	$\pm(1, 3, 7, 9, 19, 21, 23, 27, 37, 49, 57, 59, 63, 69, 73, 81)$
-85	340	$1, 9, 11, 21, 31, 37, 39, 43, 47, 49, 57, 67, 69, 71, 73, 79, 81, 83, 87, 89, 91, 97, 99, 101, 103, 113, 121, 123, 127, 131, 133, 139, 149, 159, 161, 169, 173, 177, 183, 189, 193, 197, 199, 203, 211, 223, 229, 231, 233, 247, 263, 277, 279, 281, 287, 299, 307, 311, 313, 317, 321, 327, 333, 337$
86	344	$\pm(1, 5, 7, 9, 11, 17, 25, 29, 35, 37, 39, 41, 45, 49, 55, 57, 59, 61, 63, 67, 69, 71, 77, 81, 83, 85, 93, 97, 99, 107, 119, 121, 125, 139, 141, 145, 149, 151, 153, 157, 159, 169)$
-86	344	$1, 3, 5, 9, 15, 17, 19, 23, 25, 27, 29, 31, 37, 41, 45, 47, 49, 51, 57, 61, 69, 75, 77, 79, 81, 85, 87, 91, 93, 95, 97, 103, 111, 115, 121, 123, 125, 127, 131, 135, 141, 143, 145, 147, 149, 153, 155, 157, 163, 167, 169, 171, 179, 183, 185, 193, 205, 207, 211, 225, 227, 231, 235, 237, 239, 243, 245, 255, 261, 271, 273, 277, 279, 281, 285, 289, 291, 305, 309, 311, 323, 331, 333, 337$
87	348	$\pm(1, 13, 17, 19, 23, 25, 31, 35, 41, 43, 49, 55, 59, 71, 77, 79, 83, 89, 101, 107, 109, 113, 121, 127, 137, 163, 167, 169)$
-87	174	$1, 7, 11, 13, 17, 25, 41, 47, 49, 67, 77, 89, 91, 95, 101, 103, 109, 113, 115, 119, 121, 131, 137, 139, 143, 151, 155, 169$
89	178	$\pm(1, 5, 9, 11, 17, 21, 25, 39, 45, 47, 49, 53, 55, 57, 67, 69, 71, 73, 79, 81, 85, 87)$
-89	356	$1, 3, 5, 7, 9, 15, 17, 19, 21, 23, 25, 27, 31, 35, 43, 45, 49, 51, 53, 57, 59, 63, 69, 73, 75, 81, 83, 85, 93, 95, 97, 103, 105, 109, 115, 119, 121, 125, 127, 129, 133, 135, 143, 147, 151, 153, 155, 157, 159, 161, 163, 169, 171, 173, 175, 177, 189, 191, 207, 211, 215, 217, 219, 225, 233, 239, 243, 245, 249, 255, 257, 265, 269, 277, 279, 285, 289, 291, 295, 301, 309, 315, 317, 319, 323, 327, 343, 345$
91	364	$\pm(1, 3, 5, 9, 11, 15, 25, 27, 29, 33, 41, 45, 53, 55, 67, 71, 73, 75, 81, 87, 89, 97, 99, 103, 113, 121, 123, 125, 131, 135, 139, 145, 151, 159, 163, 165)$
-91	182	$1, 5, 9, 19, 23, 25, 29, 31, 33, 41, 43, 45, 47, 51, 53, 59, 73, 79, 81, 83, 89, 95, 97, 107, 111, 113, 115, 121, 125, 127, 145, 155, 165, 167, 171, 179$

# QUADRATIC RESIDUES

**Table 22. Quadratic Residues:**  $(a/p) = +1$ , if  $p \equiv l \pmod k$

$a$	$k$	$l$
93	186	$\pm(1, 7, 11, 17, 19, 23, 25, 29, 49, 53, 65, 67, 77, 83, 89)$
-93	372	1, 17, 25, 29, 35, 43, 47, 49, 53, 55, 59, 65, 71, 77, 79, 89, 91, 95, 97, 107, 109, 115, 121, 127, 131, 133, 137, 139, 143, 151, 157, 161, 169, 185, 191, 193, 197, 199, 205, 209, 223, 227, 247, 253, 259, 269, 271, 287, 289, 299, 305, 311, 331, 335, 349, 353, 359, 361, 365, 367
94	376	$\pm(1, 3, 5, 9, 13, 15, 17, 23, 25, 27, 29, 31, 39, 45, 49, 51, 59, 65, 69, 75, 77, 81, 83, 85, 87, 89, 93, 97, 109, 115, 117, 121, 125, 127, 131, 133, 135, 145, 147, 151, 153, 155, 167, 169, 177, 181)$
-94	376	1, 5, 7, 9, 11, 13, 17, 19, 25, 29, 35, 43, 45, 49, 55, 63, 65, 67, 69, 71, 77, 79, 81, 85, 89, 91, 93, 95, 97, 99, 103, 107, 109, 111, 117, 119, 121, 123, 125, 133, 139, 143, 145, 153, 159, 163, 169, 171, 175, 177, 179, 181, 183, 187, 191, 203, 209, 211, 215, 219, 221, 225, 227, 229, 239, 241, 245, 247, 249, 261, 263, 271, 275, 289, 293, 301, 303, 315, 317, 319, 323, 325, 335, 337, 339, 343, 345, 349, 353, 355, 361, 373
95	380	$\pm(1, 7, 9, 13, 23, 31, 33, 37, 43, 47, 49, 51, 53, 59, 61, 63, 71, 79, 81, 83, 87, 91, 97, 101, 113, 117, 121, 123, 149, 151, 161, 163, 169, 173, 179, 187)$
-95	190	1, 3, 9, 11, 13, 27, 33, 37, 39, 49, 53, 61, 67, 81, 97, 99, 101, 103, 107, 111, 113, 117, 119, 121, 127, 131, 139, 143, 147, 149, 159, 161, 167, 169, 173, 183
97	194	$\pm(1, 3, 9, 11, 25, 27, 31, 33, 35, 43, 47, 49, 53, 61, 65, 73, 75, 79, 81, 85, 89, 91, 93, 95)$
-97	388	1, 7, 9, 15, 19, 23, 25, 33, 39, 49, 51, 53, 55, 59, 61, 63, 65, 67, 71, 73, 81, 83, 85, 87, 89, 93, 101, 105, 107, 109, 111, 113, 121, 123, 127, 129, 131, 133, 135, 139, 141, 143, 145, 155, 161, 169, 171, 175, 179, 185, 187, 193, 197, 199, 205, 207, 211, 215, 221, 223, 225, 229, 231, 235, 237, 239, 241, 251, 263, 269, 271, 273, 285, 289, 293, 297, 309, 311, 313, 319, 331, 341, 343, 345, 347, 351, 353, 357, 359, 361, 367, 371, 375, 377, 383, 385
101	202	$\pm(1, 5, 9, 13, 17, 19, 21, 23, 25, 31, 33, 37, 43, 45, 47, 49, 65, 71, 77, 79, 81, 85, 87, 95, 97)$
-101	404	1, 3, 5, 7, 9, 11, 13, 15, 17, 21, 25, 27, 33, 35, 37, 39, 45, 49, 51, 55, 59, 63, 65, 67, 75, 77, 81, 83, 85, 91, 97, 99, 103, 105, 111, 117, 119, 121, 125, 127, 135, 137, 139, 143, 147, 151, 153, 157, 163, 165, 167, 169, 175, 177, 181, 185, 187, 189, 191, 193, 195, 197, 199, 201, 221, 225, 231, 233, 243, 245, 249, 255, 259, 263, 271, 273, 275, 281, 289, 291, 295, 297, 309, 311, 315, 317, 325, 331, 333, 335, 343, 347, 351, 357, 361, 363, 373, 375, 381, 385

# TABLES

**Gauss' Formulas for Cyclotomic Polynomials.** Let  $n$  be an odd, square-free integer  $> 3$  and  $\Phi_n(z)$  the  $n$ th cyclotomic polynomial, as defined on p. 306. Then  $\Phi_n(z)$  is of degree  $\varphi(n)$  and can be written in the form

$$4\Phi_n(z) = A_n^2(z) - (-1)^{(n-1)/2}nz^2B_n^2(z),$$

where  $A_n(z)$  and  $B_n(z)$  have integer coefficients and are of degree  $\varphi(n)/2$  and  $\varphi(n)/2 - 2$ , respectively. For example,

$$\begin{aligned} 4\Phi_7(z) &= 4(z^6 + z^5 + z^4 + z^3 + z^2 + z + 1) = \\ &= (2z^3 + z^2 - z - 2)^2 + 7z^2(z + 1)^2, \end{aligned}$$

$$\begin{aligned} 4\Phi_{21}(z) &= 4(z^{12} - z^{11} + z^9 - z^8 + z^6 - z^4 + z^3 - z + 1) = \\ &= (2z^6 - z^5 + 5z^4 - 7z^3 + 5z^2 - z + 2)^2 - \\ &\quad - 21z^2(z^4 - z^3 + z^2 - z + 1)^2. \end{aligned}$$

$A_n(z)$  and  $B_n(z)$  exhibit certain symmetric properties. Thus  $A_n(z)$  is symmetric if its degree is *even*, otherwise it is anti-symmetric.  $B_n(z)$  is symmetric in most cases. However, if  $n$  is composite and of the form  $4k + 3$ , then  $B_n$  is anti-symmetric. As a result of these properties only half of the coefficients of  $A_n$  and  $B_n$  need to be displayed in Table 23 below. The above examples are described by

$$\begin{array}{ll} 7 & A : 2 \ 1 \ | \ -1 \ -2 \qquad B : 1 \ | \ 1 \\ 21 & A : 2 \ -1 \ 5 \ -7^* \ 5 \ \dots \qquad B : 1 \ -1 \ 1^* \ -1 \ 1 \end{array}$$

where a vertical bar is placed at the point of symmetry in the case of an *even* number of terms, and an asterisk indicates the symmetric term when the number of terms is *odd*. The terms following the points of symmetry serve as reminders of the change of sign for subsequent terms in the corresponding anti-symmetric cases.

Table 23. $4\Phi_n(z) = A_n^2(z) - (-1)^{(n-1)/2}nz^2B_n^2(z)$		
$n$	Coefficients of $A_n(z)$ and $B_n(z)$	
5	$A : 2 \ 1^* \ 2$	$B : 1$
7	$A : 2 \ 1 \   \ -1 \ -2$	$B : 1 \   \ 1$
11	$A : 2 \ 1 \ -2 \   \ 2 \ \dots$	$B : 1 \ 0 \   \ 0 \ 1$
13	$A : 2 \ 1 \ 4 \ -1^* \ 4 \ \dots$	$B : 1 \ 0 \ 1^* \ 0 \ 1$
15	$A : 2 \ -1 \ -4^* \ -1 \ \dots$	$B : 1 \ 0^* \ -1$
17	$A : 2 \ 1 \ 5 \ 7 \ 4^* \ 7 \ \dots$	$B : 1 \ 1 \ 1 \ 2^* \ 1 \ \dots$
19	$A : 2 \ 1 \ -4 \ 3 \ 5 \   \ -5 \ \dots$	$B : 1 \ 0 \ -1 \ 1 \   \ 1 \ \dots$
21	$A : 2 \ -1 \ 5 \ -7^* \ 5 \ \dots$	$B : 1 \ -1 \ 1^* \ -1 \ 1$

## GAUSS' FORMULAS FOR CYCLOTOMIC POLYNOMIALS

Table 23. $4\Phi_n(z) = A_n^2(z) - (-1)^{(n-1)/2}nz^2B_n^2(z)$	
$n$	Coefficients of $A_n(z)$ and $B_n(z)$
23	$A: 2\ 1\ -5\ -8\ -7\ -4\   4\ \dots$ $B: 1\ 1\ 0\ -1\ -2\   -2\ \dots$
29	$A: 2\ 1\ 8\ -3\ 1\ -2\ 3\ 9^* 3\ \dots$ $B: 1\ 0\ 1\ -1\ 0\ 1\ 1^* 1\ \dots$
31	$A: 2\ 1\ -7\ -11\ 2\ 8\ -3\ -5\   5\ \dots$ $B: 1\ 1\ -1\ -2\ 0\ 1\ -1\   -1\ \dots$
33	$A: 2\ -1\ 8\ 5\ 2\ 14^* 2\ \dots$ $B: 1\ 0\ 1\ 2\ 0^* 2\ \dots$
35	$A: 2\ -1\ -9\ 13\ -5\ -13\ 24^* -13\ \dots$ $B: 1\ -1\ -1\ 3\ -3\ 0^* 3\ \dots$
37	$A: 2\ 1\ 10\ -4\ 15\ -5\ 17\ -8\ 11\ -4^* 11\ \dots$ $B: 1\ 0\ 2\ -1\ 3\ -1\ 2\ -1\ 2^* -1\ \dots$
39	$A: 2\ -1\ -10\ -4\ 11\ 5\ -4^* 5\ \dots$ $B: 1\ 0\ -2\ -1\ 1\ 0^* -1\ \dots$
41	$A: 2\ 1\ 11\ 16\ 14\ 29\ 30\ 22\ 36\ 34\ 20^* 34\ \dots$ $B: 1\ 1\ 2\ 4\ 3\ 4\ 6\ 4\ 4\ 6^* 4\ \dots$
43	$A: 2\ 1\ -10\ 6\ 16\ -20\ -4\ 27\ -15\ -7\ 17\   -17\ \dots$ $B: 1\ 0\ -2\ 2\ 2\ -4\ 1\ 3\ -3\ 1\   1\ \dots$
47	$A: 2\ 1\ -11\ -17\ -9\ 6\ 29\ 37\ 20\ -2\ -16\ -11\   11\ \dots$ $B: 1\ 1\ -1\ -3\ -4\ -3\ 1\ 4\ 4\ 2\ -1\   -1\ \dots$
51	$A: 2\ -1\ -13\ 20\ 5\ -46\ 38\ 26\ -64^* 26\ \dots$ $B: 1\ -1\ -2\ 5\ -2\ -6\ 8\ 0^* -8\ \dots$
53	$A: 2\ 1\ 14\ -6\ 8\ -14\ -4\ 19\ -12\ 24\ -9\ -11\ 27\ -25^* 27\ \dots$ $B: 1\ 0\ 2\ -2\ 0\ 0\ -1\ 4\ -2\ 1\ 1\ -3\ 5^* -3\ \dots$
55	$A: 2\ -1\ -14\ -7\ 30\ 22\ -26\ -29\ 13\ 15\ -8^* 15\ \dots$ $B: 1\ 0\ -3\ -2\ 4\ 4\ -3\ -3\ 1\ 0^* -1\ \dots$
57	$A: 2\ -1\ 14\ 8\ 11\ 35\ 11\ 29\ 38\ 8^* 38\ \dots$ $B: 1\ 0\ 2\ 3\ 1\ 5\ 3\ 2\ 6^* 2\ \dots$
59	$A: 2\ 1\ -14\ 8\ 7\ -35\ 22\ 12\ -33\ 18\ 23\ -29\ 14\ 18\ -29\   29\ \dots$ $B: 1\ 0\ -2\ 3\ -1\ -4\ 4\ -1\ -4\ 3\ 1\ -4\ 4\ -1\   -1\ \dots$
61	$A: 2\ 1\ 16\ -7\ 32\ -20\ 63\ -33\ 72\ -54\ 89\ -62\ 88\ -89\ 95\ -81^* 95\ \dots$ $B: 1\ 0\ 3\ -2\ 6\ -3\ 9\ -6\ 10\ -7\ 12\ -10\ 11\ -11\ 13^* -11\ \dots$

TABLES

Table 23. $4\Phi_n(z) = A_n^2(z) - (-1)^{(n-1)/2}nz^2B_n^2(z)$	
$n$	Coefficients of $A_n(z)$ and $B_n(z)$
65	$A: 2 - 1\ 16\ 8\ 5\ 37 - 6\ 6\ 43 - 30\ 22\ 44 - 34^* 44 \dots$ $B: 1\ 0\ 2\ 3 - 1\ 4\ 2 - 3\ 6\ 0 - 2\ 8^* - 2 \dots$
67	$A: 2\ 1 - 16\ 9\ 33 - 44 - 18\ 79 - 39 - 48\ 75 - 35 - 14\ 69 - 89\ 10$ $106   -106 \dots$ $B: 1\ 0 - 3\ 3\ 4 - 8\ 1\ 9 - 8 - 1\ 7 - 8\ 5\ 5 - 14\ 8   8 \dots$
69	$A: 2 - 1\ 17 - 25\ 35 - 46\ 59 - 40\ 29 - 34\ 20 - 7^* 20 \dots$ $B: 1 - 1\ 3 - 5\ 6 - 5\ 6 - 5\ 2 - 2\ 3^* - 2 \dots$
71	$A: 2\ 1 - 17 - 26 - 5\ 31\ 58\ 64\ 60\ 33 - 29 - 89 - 106 - 91 - 70$ $-44 - 16 - 3   3 \dots$ $B: 1\ 1 - 2 - 5 - 5 - 2\ 2\ 6\ 11\ 13\ 9\ 2 - 3 - 6 - 8 - 8 - 7   -7 \dots$
73	$A: 2\ 1\ 19\ 28\ 61\ 106\ 158\ 251\ 322\ 442\ 544\ 652\ 783\ 868\ 983\ 1050\ 1113\ 1164$ $1156^* 1164 \dots$ $B: 1\ 1\ 4\ 7\ 20\ 27\ 40\ 50\ 64\ 78\ 89\ 104\ 113\ 124\ 131\ 134\ 138^* 134 \dots$
77	$A: 2 - 1\ 19 - 29\ 30 - 56\ 35\ 23 - 50\ 103 - 141\ 94 - 18 - 57\ 145$ $-189^* 145 \dots$ $B: 1 - 1\ 3 - 6\ 4 - 3\ 1\ 8 - 13\ 13 - 12\ 4\ 9 - 17\ 19^* - 17 \dots$
79	$A: 2\ 1 - 19 - 29\ 24\ 69\ 4 - 64\ 19\ 75 - 67 - 125\ 81\ 166 - 60 - 137$ $87\ 110 - 152 - 148   148 \dots$ $B: 1\ 1 - 3 - 6\ 1\ 8\ 0 - 7\ 5\ 11 - 9 - 17\ 8\ 18 - 7 - 13\ 14\ 14$ $-18   -18 \dots$
83	$A: 2\ 1 - 20\ 11\ 20 - 65\ 58\ 42 - 137\ 115\ 47 - 223\ 184\ 62 - 290\ 273$ $44 - 343\ 319\ 7 - 348   348 \dots$ $B: 1\ 0 - 3\ 4 - 1 - 8\ 12 - 3 - 13\ 21 - 7 - 20\ 30 - 12 - 23\ 40$ $-17 - 23\ 43 - 22   -22 \dots$
85	$A: 2 - 1\ 21 - 32\ 65 - 98\ 159 - 189\ 223 - 250\ 287 - 301\ 331 - 377$ $425 - 453\ 459^* - 453 \dots$ $B: 1 - 1\ 4 - 7\ 12 - 15\ 21 - 25\ 28 - 29\ 33 - 37\ 41 - 45\ 49 - 51^*$ $49 \dots$
87	$A: 2 - 1 - 22 - 10\ 47\ 44 - 7 - 25 - 52 - 64\ 38\ 101\ 17 - 46$ $-46^* - 46 \dots$ $B: 1\ 0 - 4 - 3\ 4\ 5\ 3\ 2 - 6 - 10\ 1\ 9\ 4\ 0^* - 4 \dots$

GAUSS' FORMULAS FOR CYCLOTOMIC POLYNOMIALS

Table 23. $4\Phi_n(z) = A_n^2(z) - (-1)^{(n-1)/2}nz^2B_n^2(z)$	
$n$	Coefficients of $A_n(z)$ and $B_n(z)$
89	<p>A : 2 1 23 34 52 118 123 146 237 209 203 303 257 230 368 332 266 410 364 242 365 333 198* 333 ...</p> <p>B : 1 1 4 8 8 15 20 17 25 29 21 29 36 26 34 44 30 34 44 27 27 40* 27 ...</p>
91	<p>A : 2 -1 -23 34 44 -133 14 233 -176 -226 342 100 -385 22 327 -51 -272 21 254* 21 ...</p> <p>B : 1 -1 -4 8 3 -20 9 26 -28 -18 40 3 -38 5 31 -4 -27 0* 27 ...</p>
93	<p>A : 2 -1 23 -34 59 -91 104 -85 41 11 -52 65 -34 -13 74 -109* 74 ...</p> <p>B : 1 -1 4 -7 9 -10 9 -5 -1 6 -7 4 3 -8 9* -8 ...</p>
95	<p>A : 2 -1 -24 -12 40 67 49 -24 -87 -95 -83 -16 61 88 100 62 4 -69 -122* -69 ...</p> <p>B : 1 0 -4 -4 1 7 10 5 -1 -7 -12 -9 -4 2 8 10 9 0* -9 ...</p>
97	<p>A : 2 1 25 37 93 171 278 466 643 936 1219 1556 1960 2295 2750 3111 3520 3930 4225 4632 4846 5114 5302 5347 5468* 5347 ...</p> <p>B : 1 1 5 9 17 30 44 69 92 125 160 194 239 274 319 358 394 437 462 498 518 534 551 546* 551 ...</p>
101	<p>A : 2 1 26 -12 40 -65 33 9 40 49 -110 -4 13 63 86 -166 -3 6 90 77 -185 19 53 76 66 -206* 66 ...</p> <p>B : 1 0 4 -4 3 -5 5 6 -3 0 -10 5 11 -4 0 -15 8 12 -5 -1 -13 11 14 -10 0* -10 ...</p>
103	<p>A : 2 1 -25 -38 44 122 26 -123 -96 -22 10 150 221 -45 -334 -213 93 269 293 82 -296 -441 -129 297 426 195   -195</p> <p>B : 1 1 -4 -8 2 14 7 -6 -8 -10 -10 13 31 8 -25 -29 -11 13 36 30 -11 -43 -33 6 37   37 ...</p>
105	<p>A : 2 1 27 39 87 164 226 332 433 507 587 637 638* 637 ...</p> <p>B : 1 1 5 9 14 24 32 41 51 57 61 64* 61 ...</p>
107	<p>A : 2 1 -26 14 39 -104 83 100 -254 200 83 -412 372 12 -447 563 -120 -406 598 -285 -318 515 -253 -194 403 -78 -237   237 ...</p> <p>B : 1 0 -4 5 0 -13 18 -2 -22 35 -14 -28 48 -31 -21 58 -42 -6 53 -48 -1 37 -38 -3 32 -15   -15 ...</p>

TABLES

Table 23. $4\Phi_n(z) = A_n^2(z) - (-1)^{(n-1)/2}nz^2B_n^2(z)$	
$n$	Coefficients of $A_n(z)$ and $B_n(z)$
109	<p><math>A : 2 \ 1 \ 28 \ -13 \ 84 \ -77 \ 211 \ -170 \ 372 \ -339 \ 599 \ -543 \ 883 \ -874</math>  <math>1236 \ -1225 \ 1603 \ -1634 \ 1966 \ -2004 \ 2308 \ -2408 \ 2631</math>  <math>-2689 \ 2842 \ -2909 \ 2947 \ -2931^* \ 2947 \ \dots</math></p> <p><math>B : 1 \ 0 \ 5 \ -4 \ 13 \ -11 \ 28 \ -24 \ 45 \ -41 \ 71 \ -67 \ 100 \ -100 \ 137 \ -137</math>  <math>170 \ -174 \ 206 \ -212 \ 236 \ -245 \ 265 \ -270 \ 277 \ -281 \ 285^*</math>  <math>-281 \ \dots</math></p>
111	<p><math>A : 2 \ -1 \ -28 \ -13 \ 74 \ 77 \ -49 \ -76 \ 17 \ -4 \ -67 \ 2 \ 41 \ -37 \ -46 \ 5</math>  <math>14 \ 47 \ 86^* \ 47 \ \dots</math></p> <p><math>B : 1 \ 0 \ -5 \ -4 \ 7 \ 9 \ -2 \ -3 \ 4 \ -1 \ -6 \ 1 \ 3 \ -4 \ -5 \ -4 \ -5 \ 0^* \ 5 \ \dots</math></p>
113	<p><math>A : 2 \ 1 \ 29 \ 43 \ 80 \ 185 \ 179 \ 255 \ 345 \ 194 \ 286 \ 273 \ 78 \ 301 \ 262 \ 193 \ 473 \ 376 \ 353</math>  <math>537 \ 436 \ 431 \ 583 \ 504 \ 437 \ 539 \ 370 \ 292 \ 424^* \ 292 \ \dots</math></p> <p><math>B : 1 \ 1 \ 5 \ 10 \ 11 \ 23 \ 25 \ 21 \ 34 \ 20 \ 15 \ 30 \ 11 \ 22 \ 39 \ 23 \ 40 \ 47 \ 33 \ 46 \ 51 \ 41 \ 50 \ 53 \ 35</math>  <math>40 \ 38 \ 22^* \ 38 \ \dots</math></p>
115	<p><math>A : 2 \ -1 \ -29 \ 43 \ 70 \ -203 \ 19 \ 391 \ -357 \ -290 \ 692 \ -236 \ -499</math>  <math>698 \ -280 \ -398 \ 869 \ -569 \ -462 \ 1165 \ -648 \ -601</math>  <math>1246^* \ -601 \ \dots</math></p> <p><math>B : 1 \ -1 \ -5 \ 10 \ 5 \ -29 \ 15 \ 37 \ -52 \ -6 \ 64 \ -49 \ -14 \ 62 \ -62 \ 5 \ 75</math>  <math>-92 \ 7 \ 96 \ -101 \ 0^* \ 101 \ \dots</math></p>
119	<p><math>A : 2 \ -1 \ -30 \ -15 \ 65 \ 105 \ 49 \ -54 \ -127 \ -170 \ -169 \ -61 \ 112</math>  <math>203 \ 156 \ 83 \ 26 \ 7 \ 68 \ 139 \ 150 \ 45 \ -134 \ -282 \ -336^* \ -282 \ \dots</math></p> <p><math>B : 1 \ 0 \ -5 \ -5 \ 3 \ 11 \ 12 \ 7 \ 0 \ -11 \ -21 \ -20 \ -7 \ 4 \ 7 \ 6 \ 1 \ -2 \ 3 \ 14 \ 25</math>  <math>26 \ 16 \ 0^* \ -16 \ \dots</math></p>
123	<p><math>A : 2 \ -1 \ -31 \ 47 \ 59 \ -226 \ 158 \ 293 \ -682 \ 329 \ 701 \ -1354 \ 614 \ 1142</math>  <math>-2137 \ 1004 \ 1469 \ -2794 \ 1370 \ 1559 \ -3046^* \ 1559 \ \dots</math></p> <p><math>B : 1 \ -1 \ -5 \ 11 \ 0 \ -28 \ 37 \ 8 \ -75 \ 79 \ 18 \ -136 \ 136 \ 21 \ -196 \ 195 \ 14</math>  <math>-234 \ 233 \ 0^* \ -233 \ \dots</math></p>
127	<p><math>A : 2 \ 1 \ -31 \ -47 \ 70 \ 190 \ 26 \ -248 \ -169 \ 45 \ 11 \ 74 \ 399 \ 242 \ -447</math>  <math>-521 \ 39 \ 191 \ 34 \ 374 \ 498 \ -294 \ -778 \ -231 \ 258 \ 136 \ 319 \ 513</math>  <math>-79 \ -636 \ -346 \ 16 \   \ -16 \ \dots</math></p> <p><math>B : 1 \ 1 \ -5 \ -10 \ 4 \ 22 \ 10 \ -15 \ -13 \ -5 \ -18 \ -3 \ 44 \ 39 \ -23 \ -39</math>  <math>-7 \ -12 \ -16 \ 38 \ 66 \ -2 \ -53 \ -26 \ -10 \ -15 \ 25 \ 63 \ 16</math>  <math>-32 \ -24 \   \ -24 \ \dots</math></p>

GAUSS' FORMULAS FOR CYCLOTOMIC POLYNOMIALS

Table 23. $4\Phi_n(z) = A_n^2(z) - (-1)^{(n-1)/2}nz^2B_n^2(z)$	
$n$	Coefficients of $A_n(z)$ and $B_n(z)$
129	<p><math>A : 2 \ -1 \ 32 \ 17 \ 74 \ 152 \ 143 \ 299 \ 425 \ 458 \ 653 \ 866 \ 872 \ 1091 \ 1331 \ 1277 \ 1502</math>  <math>1658 \ 1592 \ 1754 \ 1802 \ 1712^* \ 1802 \ \dots</math></p> <p><math>B : 1 \ 0 \ 5 \ 6 \ 8 \ 21 \ 23 \ 31 \ 50 \ 57 \ 64 \ 90 \ 97 \ 101 \ 129 \ 130 \ 134 \ 154 \ 150 \ 152 \ 162^*</math>  <math>152 \ \dots</math></p>
131	<p><math>A : 2 \ 1 \ -32 \ 17 \ 64 \ -152 \ 79 \ 195 \ -333 \ 144 \ 294 \ -422 \ 65 \ 390 \ -438</math>  <math>22 \ 357 \ -374 \ 124 \ 169 \ -297 \ 206 \ 112 \ -460 \ 412 \ 16 \ -468 \ 414</math>  <math>37 \ -386 \ 306 \ 94 \ -411 \mid 411 \ \dots</math></p> <p><math>B : 1 \ 0 \ -5 \ 6 \ 2 \ -19 \ 19 \ 5 \ -32 \ 28 \ 12 \ -39 \ 24 \ 20 \ -42 \ 23 \ 10 \ -28 \ 23</math>  <math>-1 \ -22 \ 34 \ -12 \ -28 \ 48 \ -24 \ -22 \ 37 \ -12 \ -26 \ 38</math>  <math>-17 \mid -17 \ \dots</math></p>
133	<p><math>A : 2 \ -1 \ 33 \ -50 \ 135 \ -238 \ 420 \ -600 \ 783 \ -982 \ 1098 \ -1139 \ 1078</math>  <math>-987 \ 940 \ -827 \ 817 \ -792 \ 870 \ -909 \ 850 \ -776 \ 576 \ -393</math>  <math>139 \ 100 \ -216 \ 311^* \ -216 \ \dots</math></p> <p><math>B : 1 \ -1 \ 6 \ -11 \ 22 \ -34 \ 52 \ -71 \ 84 \ -94 \ 97 \ -96 \ 89 \ -76 \ 73 \ -69</math>  <math>74 \ -74 \ 75 \ -76 \ 66 \ -54 \ 31 \ -11 \ -6 \ 22 \ -23^* \ 22 \ \dots</math></p>
137	<p><math>A : 2 \ 1 \ 35 \ 52 \ 114 \ 267 \ 279 \ 445 \ 597 \ 404 \ 603 \ 532 \ 213 \ 600 \ 422 \ 344 \ 847 \ 536</math>  <math>582 \ 783 \ 486 \ 631 \ 763 \ 940 \ 1046 \ 1184 \ 1372 \ 895 \ 994 \ 906 \ 384 \ 970</math>  <math>805 \ 716 \ 1326^* \ 716 \ \dots</math></p> <p><math>B : 1 \ 1 \ 6 \ 12 \ 15 \ 33 \ 37 \ 37 \ 58 \ 37 \ 34 \ 53 \ 18 \ 40 \ 60 \ 31 \ 66 \ 62 \ 39 \ 60 \ 53 \ 61 \ 76 \ 98</math>  <math>106 \ 90 \ 111 \ 72 \ 52 \ 84 \ 40 \ 73 \ 100 \ 56^* \ 100 \ \dots</math></p>
139	<p><math>A : 2 \ 1 \ -34 \ 18 \ 120 \ -170 \ -179 \ 499 \ -10 \ -828 \ 520 \ 787 \ -1047</math>  <math>-285 \ 1140 \ -288 \ -696 \ 461 \ 120 \ -88 \ 81 \ -467 \ 286 \ 727</math>  <math>-988 \ -390 \ 1494 \ -387 \ -1435 \ 1051 \ 869 \ -1165 \ -328 \ 730</math>  <math>290 \mid -290 \ \dots</math></p> <p><math>B : 1 \ 0 \ -6 \ 6 \ 14 \ -27 \ -11 \ 58 \ -20 \ -74 \ 69 \ 49 \ -99 \ 2 \ 82 \ -38</math>  <math>-33 \ 28 \ -4 \ 17 \ -3 \ -56 \ 53 \ 54 \ -110 \ -2 \ 131 \ -65 \ -101</math>  <math>101 \ 47 \ -84 \ -20 \ 40 \mid 40 \ \dots</math></p>
141	<p><math>A : 2 \ -1 \ 35 \ -52 \ 125 \ -226 \ 338 \ -382 \ 503 \ -535 \ 542 \ -595 \ 749</math>  <math>-838 \ 1019 \ -1204 \ 1295 \ -1372 \ 1466 \ -1456 \ 1451 \ -1564</math>  <math>1547 \ -1504^* \ 1547 \ \dots</math></p> <p><math>B : 1 \ -1 \ 6 \ -11 \ 18 \ -26 \ 38 \ -39 \ 43 \ -48 \ 53 \ -57 \ 74 \ -87 \ 98</math>  <math>-111 \ 118 \ -118 \ 124 \ -129 \ 124 \ -129 \ 134^* \ -129 \ \dots</math></p>



# TABLES

Table 23. $4\Phi_n(z) = A_n^2(z) - (-1)^{(n-1)/2}nz^2B_n^2(z)$	
$n$	Coefficients of $A_n(z)$ and $B_n(z)$
143	<p><math>A : 2 \ -1 \ -36 \ -18 \ 96 \ 153 \ 79 \ -132 \ -429 \ -429 \ 0 \ 508 \ 747 \ 361</math>  <math>\quad \quad \quad -387 \ -703 \ -351 \ 402 \ 841 \ 287 \ -704 \ -1144 \ -581 \ 648</math>  <math>\quad \quad \quad 1307 \ 724 \ -474 \ -1186 \ -662 \ 529 \ 1104^* \ 529 \ \dots</math></p> <p><math>B : 1 \ 0 \ -6 \ -6 \ 5 \ 17 \ 24 \ 9 \ -29 \ -52 \ -38 \ 9 \ 59 \ 55 \ 1 \ -49 \ -52 \ 11 \ 77</math>  <math>\quad \quad \quad 66 \ -12 \ -93 \ -96 \ -5 \ 86 \ 94 \ 12 \ -80 \ -83 \ 0^* \ 83 \ \dots</math></p>
145	<p><math>A : 2 \ -1 \ 36 \ 18 \ 120 \ 172 \ 309 \ 546 \ 728 \ 1215 \ 1532 \ 2184 \ 2826 \ 3513 \ 4495 \ 5277</math>  <math>\quad \quad \quad 6414 \ 7356 \ 8428 \ 9530 \ 10442 \ 11489 \ 12291 \ 13098 \ 13745 \ 14252</math>  <math>\quad \quad \quad 14669 \ 14871 \ 14968^* \ 14871 \ \dots</math></p> <p><math>B : 1 \ 0 \ 6 \ 6 \ 16 \ 27 \ 40 \ 70 \ 89 \ 138 \ 176 \ 232 \ 301 \ 361 \ 451 \ 522 \ 616 \ 702 \ 784 \ 876 \ 947</math>  <math>\quad \quad \quad 1025 \ 1086 \ 1141 \ 1186 \ 1215 \ 1237 \ 1242^* \ 1237 \ \dots</math></p>
149	<p><math>A : 2 \ 1 \ 38 \ -18 \ 96 \ -152 \ 109 \ -101 \ 194 \ 117 \ -90 \ -113 \ -40 \ -27</math>  <math>\quad \quad \quad 554 \ -279 \ 51 \ -323 \ -45 \ 462 \ -4 \ -160 \ -48 \ -481 \ 631</math>  <math>\quad \quad \quad -70 \ -40 \ 38 \ -564 \ 499 \ 71 \ -120 \ 273 \ -510 \ 317 \ 255 \ -388</math>  <math>\quad \quad \quad 475^* \ -388 \ \dots</math></p> <p><math>B : 1 \ 0 \ 6 \ -6 \ 8 \ -15 \ 13 \ 4 \ 9 \ 2 \ -17 \ -10 \ 27 \ -4 \ 33 \ -39 \ -11 \ 11 \ 6 \ 26</math>  <math>\quad \quad \quad -12 \ -42 \ 27 \ -19 \ 40 \ -4 \ -42 \ 24 \ -21 \ 29 \ 18 \ -43 \ 28</math>  <math>\quad \quad \quad -11 \ 3 \ 36 \ -49^* \ 36 \ \dots</math></p>

## Bibliography

1. C. F. Gauss, *Untersuchungen über höhere Arithmetik*, Chelsea, New York, 1965, pp. 425–428 (articles 356–357).
2. Maurice Kraitchik, *Recherches sur la Théorie des Nombres*, Gauthiers-Villars, Paris, 1924, pp. 93–129.
3. Maurice Kraitchik, *Recherches sur la Théorie des Nombres*, Tome II, *Factorization*, Gauthiers-Villars, Paris, 1929, pp. 1–5.

# LUCAS' FORMULAS FOR CYCLOTOMIC POLYNOMIALS

**Lucas' Formulas for Cyclotomic Polynomials.** Let  $n$  be a square-free integer  $\geq 3$  and  $\Phi_n(z)$  the  $n$ th cyclotomic polynomial, as defined on p. 306. Then  $\Phi_n(z)$  is of degree  $\varphi(n)$  and can, for  $n$  odd, be written in the form

$$\Phi_n(z) = U_n^2(z) - (-1)^{(n-1)/2} n z V_n^2(z),$$

where  $U_n(z)$  and  $V_n(z)$  have integer coefficients and are of degree  $\varphi(n)/2$  and  $\varphi(n)/2 - 1$ , respectively. Replacing  $z$  by  $(-1)^{(n-1)/2} z$  we always get a minus sign in the right-hand-side:

$$\Phi_n((-1)^{(n-1)/2} z) = C_n^2(z) - n z D_n^2(z).$$

For  $n$  of the form  $4k+2$  we get a minus sign in the right-hand-side by considering  $\Phi_{n/2}(-z^2)$ :

$$\Phi_{n/2}(-z^2) = C_n^2(z) - n z D_n^2(z).$$

(However, for  $n = 2$  we instead have  $-\Phi_1(-z^2) = C_2^2(z) - 2z D_2^2(z)$ .) In this case the degrees of  $C_n(z)$  and  $D_n(z)$  are  $\varphi(n)$  and  $\varphi(n) - 1$ , respectively. For example,

$$\begin{aligned}\Phi_7(-z) &= z^6 - z^5 + z^4 - z^3 + z^2 - z + 1 = \\ &= (z^3 + 3z^2 + 3z + 1)^2 - 7z(z^2 + z + 1)^2,\end{aligned}$$

$$\begin{aligned}\Phi_{21}(z) &= z^{12} - z^{11} + z^9 - z^8 + z^6 - z^4 + z^3 - z + 1 = \\ &= (z^6 + 10z^5 + 13z^4 + 7z^3 + 13z^2 + 10z + 1)^2 - \\ &\quad - 21z(z^5 + 3z^4 + 2z^3 + 2z^2 + 3z + 1)^2.\end{aligned}$$

$$\begin{aligned}\Phi_{15}(-z^2) &= \frac{(z^{30}+1)(z^2+1)}{(z^{10}+1)(z^6+1)} = z^{16} + z^{14} - z^{10} - z^8 - z^6 + z^2 + 1 = \\ &= (z^8 + 15z^7 + 38z^6 + 45z^5 + 43z^4 + 45z^3 + 38z^2 + 15z + 1)^2 - \\ &\quad - 30z(z^7 + 5z^6 + 8z^5 + 8z^4 + 8z^3 + 8z^2 + 5z + 1)^2.\end{aligned}$$

$C_n(z)$  and  $D_n(z)$  are symmetric polynomials. Thus only half of the coefficients of  $C_n$  and  $D_n$  need to be displayed in Table 24 below. The above examples are described by

7	$C : 1 \ 3 \   \ 3 \ 1$	$D : 1 \ 1^* \ 1$
21	$C : 1 \ 10 \ 13 \ 7^* \ 13 \ \dots$	$D : 1 \ 3 \ 2 \   \ 2 \ 3 \ 1$
30	$C : 1 \ 15 \ 38 \ 45 \ 43^* \ 45 \ \dots$	$D : 1 \ 5 \ 8 \ 8 \   \ 8 \ 8 \ 5 \ 1$

where a vertical bar is placed at the point of symmetry in the case of an *even* number of terms, and an asterisk indicates the symmetric term when the number of terms is *odd*.

TABLES

Table 24. $\Phi_n((-1)^{(n-1)/2}z)$ or $\Phi_{n/2}(-z^2) = C_n^2(z) - nzD_n^2(z)$		
$n$	Coefficients of $U_n(z)$ and $V_n(z)$	
2	$C : 1   1$	$D : 1$
3	$C : 1   1$	$D : 1$
5	$C : 1 3^* 1$	$D : 1   1$
6	$C : 1 3^* 1$	$D : 1   1$
7	$C : 1 3   3 1$	$D : 1 1^* 1$
10	$C : 1 5 7^* 5 1$	$D : 1 2   2 1$
11	$C : 1 5 - 1   - 1 5 1$	$D : 1 1 - 1^* 1 1$
13	$C : 1 7 15 19^* 15 7 1$	$D : 1 3 5   5 3 1$
14	$C : 1 7 3 - 7^* 3 7 1$	$D : 1 2 - 1   - 1 2 1$
15	$C : 1 8 13^* 8 1$	$D : 1 3   3 1$
17	$C : 1 9 11 - 5 - 15^* - 5 \dots$	$D : 1 3 1 - 3   - 3 \dots$
19	$C : 1 9 17 27 31   31 \dots$	$D : 1 3 5 7 7^* 7 \dots$
21	$C : 1 10 13 7^* 13 \dots$	$D : 1 3 2   2 3 1$
22	$C : 1 11 27 33 21 11^* 21 \dots$	$D : 1 4 7 6 3   3 \dots$
23	$C : 1 11 9 - 19 - 15 25   25 \dots$	$D : 1 3 - 1 - 5 1 7^* 1 \dots$
26	$C : 1 13 19 - 13 - 11 13 7^* 13 \dots$	$D : 1 4 1 - 4 1 2   2 \dots$
29	$C : 1 15 33 13 15 57 45 19^* 45 \dots$	$D : 1 5 5 1 7 11 5   5 \dots$
30	$C : 1 15 38 45 43^* 45 \dots$	$D : 1 5 8 8   8 8 5 1$
31	$C : 1 15 43 83 125 151 169 173   173 \dots$	$D : 1 5 11 19 25 29 31 31^* 31 \dots$
33	$C : 1 16 37 19 - 32 - 59^* - 32 \dots$	$D : 1 5 6 - 1 - 9   - 9 \dots$
34	$C : 1 17 59 119 181 221 243 255 257^* 255 \dots$	$D : 1 6 15 26 35 40 43 44   44 \dots$
35	$C : 1 18 48 11 - 55 - 11 47^* - 11 \dots$	$D : 1 6 7 - 5 - 8 5   5 \dots$
37	$C : 1 19 79 183 285 349 397 477 579 627^* 579 \dots$	$D : 1 7 21 39 53 61 71 87 101   101 \dots$
38	$C : 1 19 47 - 19 - 135 - 57 179 209 - 83 - 285^* - 83 \dots$	$D : 1 6 5 - 14 - 21 10 39 14 - 37   - 37 \dots$
39	$C : 1 20 73 119 142 173 193^* 173 \dots$	$D : 1 7 16 21 25 30   30 \dots$
41	$C : 1 21 67 49 7 35 15 11 - 23 - 65 - 31^* - 65 \dots$	$D : 1 7 11 3 3 5 1 1 - 9 - 7   - 7 \dots$
42	$C : 1 21 74 105 55 - 42 - 91^* - 42 \dots$	$D : 1 7 15 14 1 - 12   - 12 \dots$
43	$C : 1 21 81 169 223 225 213 223 229 197 159   159 \dots$	$D : 1 7 19 31 35 33 33 35 33 27 23^* 27 \dots$
46	$C : 1 23 103 253 469 759 1131 1541 1917 307 348 373   373 \dots$	$D : 1 8 25 52 89 138 197 256 2231 2463 2553^* 2463 \dots$

# LUCAS' FORMULAS FOR CYCLOTOMIC POLYNOMIALS

Table 24. $\Phi_n((-1)^{(n-1)/2}z)$ or $\Phi_{n/2}(-z^2) = C_n^2(z) - nzD_n^2(z)$	
$n$	Coefficients of $U_n(z)$ and $V_n(z)$
47	$C: 1\ 23\ 65\ -15\ -169\ -97\ 179\ 287\ -37\ -375\ -149\ 311\   311\ \dots$ $D: 1\ 7\ 7\ -15\ -25\ 5\ 41\ 25\ -37\ -49\ 15\ 57^* 15\ \dots$
51	$C: 1\ 26\ 121\ 245\ 334\ 431\ 529\ 548^* 529\ \dots$ $D: 1\ 9\ 26\ 41\ 53\ 68\ 77\ 75\   75\ \dots$
53	$C: 1\ 27\ 113\ 103\ -155\ -219\ 263\ 513\ -59\ -465\ 75\ 551\ 93\ -357^* 93\ \dots$ $D: 1\ 9\ 19\ -1\ -35\ -3\ 67\ 41\ -51\ -39\ 57\ 57\ -31\   -31\ \dots$
55	$C: 1\ 28\ 158\ 471\ 950\ 1419\ 1637\ 1472\ 1024\ 570\ 381^* 570\ \dots$ $D: 1\ 10\ 39\ 94\ 162\ 212\ 216\ 171\ 105\ 58\   58\ \dots$
57	$C: 1\ 28\ 121\ 175\ 34\ -125\ -23\ 100\ -95\ -281^* -95\ \dots$ $D: 1\ 9\ 22\ 17\ -9\ -14\ 9\ 5\ -30\   -30\ \dots$
58	$C: 1\ 29\ 159\ 435\ 729\ 841\ 799\ 899\ 1233\ 1421\ 1103\ 551\ 393\ 725\ 967^* 725\ \dots$ $D: 1\ 10\ 37\ 78\ 107\ 108\ 107\ 138\ 181\ 174\ 107\ 52\ 69\ 118\   118\ \dots$
59	$C: 1\ 29\ 111\ 55\ -85\ 47\ 11\ 53\ 131\ -245\ 41\ 103\ -111\ 227$ $\quad -103\   -103\ \dots$ $D: 1\ 9\ 15\ -5\ -5\ 9\ -3\ 21\ -9\ -25\ 25\ -11\ 9\ 19\ -31^* 19\ \dots$
61	$C: 1\ 31\ 191\ 637\ 1541\ 2979\ 4881\ 7029\ 9125\ 10953\ 12397\ 13511\ 14379\ 15053$ $\quad 15511\ 15667^* 15511\ \dots$ $D: 1\ 11\ 47\ 131\ 281\ 497\ 761\ 1037\ 1291\ 1501\ 1663\ 1789\ 1887\ 1961$ $\quad 2001\   2001\ \dots$
62	$C: 1\ 31\ 139\ 93\ -391\ -589\ 331\ 1209\ 249\ -1333\ -841\ 837\ 913\ -217$ $\quad -385\ -31^* -385\ \dots$ $D: 1\ 10\ 21\ -14\ -77\ -32\ 117\ 124\ -85\ -178\ 7\ 146\ 43\ -60$ $\quad -19\   -19\ \dots$
65	$C: 1\ 32\ 138\ 69\ -290\ -79\ 582\ 133\ -791\ -145\ 921\ 22\ -1057^* 22\ \dots$ $D: 1\ 10\ 19\ -14\ -38\ 37\ 67\ -53\ -86\ 67\ 89\ -91\   -91\ \dots$
66	$C: 1\ 33\ 182\ 429\ 697\ 924\ 905\ 693\ 364\ 33\ -73^* 33\ \dots$ $D: 1\ 11\ 37\ 69\ 102\ 117\ 100\ 67\ 22\ -6\   -6\ \dots$
67	$C: 1\ 33\ 193\ 565\ 1055\ 1429\ 1599\ 1803\ 2225\ 2637\ 2617\ 2195\ 1869\ 1875\ 1865$ $\quad 1469\ 991\   991\ \dots$ $D: 1\ 11\ 43\ 99\ 155\ 187\ 205\ 243\ 301\ 329\ 297\ 243\ 225\ 233\ 209\ 147\ 111^*$ $\quad 147\ \dots$
69	$C: 1\ 34\ 181\ 367\ 466\ 529\ 409\ 256\ 325\ 397\ 562\ 721^* 562\ \dots$ $D: 1\ 11\ 34\ 51\ 61\ 60\ 37\ 33\ 44\ 55\ 81\   81\ \dots$
70	$C: 1\ 35\ 228\ 770\ 1798\ 3255\ 4911\ 6545\ 8065\ 9450\ 10629\ 11445\ 11737^*$ $\quad 11445\ \dots$ $D: 1\ 12\ 53\ 146\ 297\ 487\ 686\ 875\ 1049\ 1204\ 1326\ 1394\   1394\ \dots$

TABLES

Table 24. $\Phi_n((-1)^{(n-1)/2}z)$ or $\Phi_{n/2}(-z^2) = C_n^2(z) - nzD_n^2(z)$	
$n$	Coefficients of $U_n(z)$ and $V_n(z)$
71	<p><math>C : 1 \ 35 \ 169 \ 155 \ -109 \ 233 \ 597 \ 39 \ 101 \ 445 \ 163 \ 293 \ 89 \ -203 \ 249 \ -49</math>  <math>-505 \ 37 \mid 37 \dots</math></p> <p><math>D : 1 \ 11 \ 25 \ 1 \ -5 \ 63 \ 43 \ -9 \ 43 \ 37 \ 21 \ 35 \ -19 \ 1 \ 29 \ -47 \ -35 \ 23^*</math>  <math>-35 \dots</math></p>
73	<p><math>C : 1 \ 37 \ 265 \ 963 \ 2257 \ 3703 \ 4313 \ 3301 \ 891 \ -1823 \ -3889 \ -5149</math>  <math>-5777 \ -5479 \ -3633 \ -205 \ 3805 \ 6933 \ 8097^* \ 6933 \dots</math></p> <p><math>D : 1 \ 13 \ 63 \ 181 \ 353 \ 489 \ 471 \ 259 \ -59 \ -347 \ -539 \ -649 \ -677 \ -559</math>  <math>-243 \ 213 \ 651 \ 913 \mid 913 \dots</math></p>
74	<p><math>C : 1 \ 37 \ 203 \ 259 \ -143 \ 37 \ 927 \ 259 \ -751 \ 629 \ 1279 \ -777 \ -639 \ 1369</math>  <math>-33 \ -1221 \ 653 \ 333 \ -1145^* \ 333 \dots</math></p> <p><math>D : 1 \ 12 \ 33 \ 10 \ -25 \ 62 \ 99 \ -54 \ -35 \ 158 \ 41 \ -144 \ 65 \ 128 \ -127 \ -44</math>  <math>113 \ -78 \mid -78 \dots</math></p>
77	<p><math>C : 1 \ 38 \ 202 \ 178 \ -601 \ -952 \ 749 \ 2129 \ -102 \ -2759 \ -802 \ 2434 \ 1146</math>  <math>-1607 \ -505 \ 1253^* \ -505 \dots</math></p> <p><math>D : 1 \ 12 \ 30 \ -15 \ -112 \ -37 \ 202 \ 165 \ -206 \ -271 \ 131 \ 273 \ -59</math>  <math>-176 \ 82 \mid 82 \dots</math></p>
78	<p><math>C : 1 \ 39 \ 254 \ 663 \ 853 \ 468 \ -37 \ 39 \ 532 \ 663 \ 173 \ -468 \ -743^* \ -468 \dots</math></p> <p><math>D : 1 \ 13 \ 51 \ 93 \ 82 \ 20 \ -10 \ 32 \ 77 \ 54 \ -19 \ -76 \mid -76 \dots</math></p>
79	<p><math>C : 1 \ 39 \ 267 \ 923 \ 2303 \ 4745 \ 8613 \ 14173 \ 21537 \ 30733 \ 41639 \ 53901 \ 66993</math>  <math>80339 \ 93269 \ 105099 \ 115265 \ 123343 \ 128931 \ 131767 \mid 131767 \dots</math></p> <p><math>D : 1 \ 13 \ 59 \ 169 \ 379 \ 729 \ 1257 \ 1983 \ 2915 \ 4049 \ 5359 \ 6793 \ 8289 \ 9777 \ 11179</math>  <math>12423 \ 13455 \ 14229 \ 14705 \ 14865^* \ 14705 \dots</math></p>
82	<p><math>C : 1 \ 41 \ 307 \ 1107 \ 2445 \ 3485 \ 2903 \ 451 \ -1879 \ -1271 \ 2507 \ 5699 \ 4033</math>  <math>-1927 \ -6161 \ -3321 \ 4733 \ 10045 \ 7035 \ -1025 \ -5279^*</math>  <math>-1025 \dots</math></p> <p><math>D : 1 \ 14 \ 69 \ 192 \ 341 \ 382 \ 203 \ -102 \ -227 \ 42 \ 497 \ 618 \ 143 \ -520 \ -631 \ 54</math>  <math>911 \ 1060 \ 343 \ -456 \mid -456 \dots</math></p>
83	<p><math>C : 1 \ 41 \ 239 \ 285 \ -571 \ -1337 \ 29 \ 2303 \ 1467 \ -2257 \ -2591 \ 1813 \ 3329</math>  <math>-1525 \ -4627 \ 403 \ 5583 \ 1707 \ -4945 \ -3199 \ 3893 \mid 3893 \dots</math></p> <p><math>D : 1 \ 13 \ 37 \ -3 \ -123 \ -105 \ 143 \ 269 \ -41 \ -351 \ -67 \ 377 \ 153 \ -437</math>  <math>-323 \ 419 \ 523 \ -235 \ -589 \ 55 \ 577^* \ 55 \dots</math></p>
85	<p><math>C : 1 \ 42 \ 308 \ 1089 \ 2540 \ 4541 \ 6922 \ 9638 \ 12479 \ 14835 \ 16081 \ 16127 \ 15338</math>  <math>14049 \ 12495 \ 11121 \ 10557^* \ 11121 \dots</math></p> <p><math>D : 1 \ 14 \ 67 \ 188 \ 378 \ 617 \ 894 \ 1201 \ 1493 \ 1694 \ 1761 \ 1715 \ 1599 \ 1441 \ 1274</math>  <math>1161 \mid 1161 \dots</math></p>

LUCAS' FORMULAS FOR CYCLOTOMIC POLYNOMIALS

Table 24. $\Phi_n((-1)^{(n-1)/2}z)$ or $\Phi_{n/2}(-z^2) = C_n^2(z) - nzD_n^2(z)$	
$n$	Coefficients of $U_n(z)$ and $V_n(z)$
86	<p><math>C : 1 \ 43 \ 279 \ 473 \ -91 \ -129 \ 1459 \ 1161 \ -723 \ 387 \ 1859 \ 1161 \ 41 \ -989</math>  <math>911 \ 2709 \ -1147 \ -2709 \ 1143 \ 1505 \ -1131 \ -2021^*</math>  <math>-1131 \ \dots</math></p> <p><math>D : 1 \ 14 \ 47 \ 30 \ -37 \ 66 \ 189 \ 6 \ -61 \ 152 \ 179 \ 68 \ -67 \ -54 \ 259 \ 136 \ -309</math>  <math>-98 \ 223 \ 14 \ -197 \   \ -197 \ \dots</math></p>
87	<p><math>C : 1 \ 44 \ 337 \ 1049 \ 1546 \ 413 \ -2657 \ -5164 \ -3593 \ 2381 \ 8284 \ 8519 \ 1879</math>  <math>-6850 \ -10811^* \ -6850 \ \dots</math></p> <p><math>D : 1 \ 15 \ 70 \ 151 \ 135 \ -104 \ -453 \ -539 \ -104 \ 615 \ 1001 \ 630 \ -287</math>  <math>-1047 \   \ -1047 \ \dots</math></p>
89	<p><math>C : 1 \ 45 \ 323 \ 729 \ 471 \ 59 \ 373 \ 429 \ 875 \ 683 \ -655 \ 285 \ 529 \ 115 \ 807 \ -813</math>  <math>-223 \ 739 \ -975 \ 121 \ -663 \ -1213 \ 633^* \ -1213 \ \dots</math></p> <p><math>D : 1 \ 15 \ 59 \ 75 \ 19 \ 19 \ 47 \ 59 \ 111 \ -11 \ -47 \ 79 \ 9 \ 65 \ 17 \ -111 \ 79 \ -23</math>  <math>-73 \ 25 \ -161 \ -3 \   \ -3 \ \dots</math></p>
91	<p><math>C : 1 \ 46 \ 398 \ 1712 \ 5027 \ 11578 \ 22484 \ 38604 \ 60518 \ 88474 \ 122293 \ 161111</math>  <math>203238 \ 246235 \ 287132 \ 322848 \ 350578 \ 368130 \ 374137^* \ 368130 \ \dots</math></p> <p><math>D : 1 \ 16 \ 92 \ 319 \ 820 \ 1722 \ 3129 \ 5117 \ 7730 \ 10974 \ 14798 \ 19068 \ 23566 \ 28004</math>  <math>32059 \ 35418 \ 37815 \ 39062 \   \ 39062 \ \dots</math></p>
93	<p><math>C : 1 \ 46 \ 337 \ 913 \ 1006 \ 1 \ -785 \ 190 \ 1555 \ 889 \ -956 \ -851 \ 1471 \ 2458 \ 409</math>  <math>-1217^* \ 409 \ \dots</math></p> <p><math>D : 1 \ 15 \ 64 \ 113 \ 63 \ -58 \ -53 \ 105 \ 158 \ -9 \ -133 \ 22 \ 245 \ 175</math>  <math>-78 \   \ -78 \ \dots</math></p>
94	<p><math>C : 1 \ 47 \ 399 \ 1645 \ 4577 \ 9823 \ 17375 \ 26461 \ 35645 \ 43475 \ 49159 \ 52969 \ 55921</math>  <math>58891 \ 62139 \ 65189 \ 67549 \ 69231 \ 71159 \ 74589 \ 80033 \ 86527 \ 91867</math>  <math>93953^* \ 91867 \ \dots</math></p> <p><math>D : 1 \ 16 \ 89 \ 294 \ 711 \ 1376 \ 2249 \ 3212 \ 4105 \ 4806 \ 5285 \ 5620 \ 5917 \ 6240 \ 6573</math>  <math>6856 \ 7059 \ 7228 \ 7491 \ 7950 \ 8589 \ 9230 \ 9635 \   \ 9635 \ \dots</math></p>
95	<p><math>C : 1 \ 48 \ 368 \ 861 \ 210 \ -1221 \ 262 \ 2862 \ -281 \ -3800 \ 1716 \ 4758 \ -3817</math>  <math>-4699 \ 6320 \ 3294 \ -8738 \ -1343 \ 9439^* \ -1343 \ \dots</math></p> <p><math>D : 1 \ 16 \ 67 \ 78 \ -64 \ -101 \ 198 \ 215 \ -296 \ -203 \ 491 \ 118 \ -672 \ 88 \ 777</math>  <math>-391 \ -798 \ 632 \   \ 632 \ \dots</math></p>
97	<p><math>C : 1 \ 49 \ 449 \ 2007 \ 5721 \ 11483 \ 16823 \ 17887 \ 13077 \ 5803 \ 1919 \ 3009 \ 3211</math>  <math>-4915 \ -20741 \ -33801 \ -33645 \ -20927 \ -6763 \ -691</math>  <math>-875 \ 2557 \ 15261 \ 31337 \ 38721^* \ 31337 \ \dots</math></p> <p><math>D : 1 \ 17 \ 103 \ 361 \ 857 \ 1467 \ 1837 \ 1637 \ 951 \ 321 \ 209 \ 383 \ 43 \ -1255 \ -2887</math>  <math>-3621 \ -2873 \ -1343 \ -257 \ -57 \ -21 \ 797 \ 2399</math>  <math>3733 \   \ 3733 \ \dots</math></p>

# TABLES

**Table 24.**  $\Phi_n((-1)^{(n-1)/2}z)$  or  $\Phi_{n/2}(-z^2) = C_n^2(z) - nzD_n^2(z)$

$n$	Coefficients of $U_n(z)$ and $V_n(z)$
101	<p><math>C : 1\ 51\ 417\ 1105\ 929\ 119\ 471\ 459\ 121\ 479\ 147\ 503\ 1067\ 1597\ 1457\ 1331</math>  <math>1261\ 3\ 853\ 1099\ 867\ 767\ 1289\ 1351\ 1245\ 2523^* \ 1245 \dots</math></p> <p><math>D : 1\ 17\ 77\ 119\ 45\ 17\ 63\ 17\ 33\ 35\ 19\ 83\ 131\ 167\ 123\ 151\ 53\ 21\ 121\ 89\ 85\ 87</math>  <math>157\ 99\ 205 \mid 205 \dots</math></p>
102	<p><math>C : 1\ 51\ 434\ 1479\ 2569\ 2244\ 551\ -255\ 946\ 1887\ 329\ -1938\ -1409</math>  <math>1479\ 2486\ 153\ -1613^* \ 153 \dots</math></p> <p><math>D : 1\ 17\ 87\ 209\ 262\ 144\ -11\ 17\ 164\ 140\ -96\ -211\ -2\ 243\ 156</math>  <math>-110 \mid -110 \dots</math></p>
103	<p><math>C : 1\ 51\ 451\ 1873\ 4863\ 8591\ 10313\ 7323\ 673\ -3697\ 211\ 11049\ 18805</math>  <math>13567\ -3257\ -17867\ -16279\ 1771\ 21519\ 26327\ 12521</math>  <math>-7659\ -16905\ -7101\ 14633\ 31987 \mid 31987 \dots</math></p> <p><math>D : 1\ 17\ 97\ 313\ 667\ 977\ 933\ 411\ -223\ -289\ 517\ 1585\ 1781\ 585\ -1173</math>  <math>-1925\ -851\ 1245\ 2605\ 2097\ 205\ -1429\ -1407\ 317\ 2453</math>  <math>3401^* \ 2453 \dots</math></p>
105	<p><math>C : 1\ 53\ 486\ 1857\ 3981\ 5542\ 5363\ 3421\ 269\ -3264\ -5849\ -6769</math>  <math>-6821^* \ -6769 \dots</math></p> <p><math>D : 1\ 18\ 101\ 282\ 481\ 556\ 447\ 191\ -149\ -464\ -634\ -666 \mid -666 \dots</math></p>
106	<p><math>C : 1\ 53\ 503\ 2279\ 6897\ 16377\ 33287\ 60579\ 100757\ 155025\ 223243\ 304167</math>  <math>395325\ 493165\ 594147\ 695943\ 797485\ 898297\ 998243\ 1097471</math>  <math>1195649\ 1290709\ 1378615\ 1454479\ 1513561\ 1551469\ 1564599^*</math>  <math>1551469 \dots</math></p> <p><math>D : 1\ 18\ 111\ 400\ 1057\ 2304\ 4415\ 7668\ 12249\ 18206\ 25471\ 33866\ 43091</math>  <math>52784\ 62651\ 72534\ 82365\ 92114\ 101785\ 111384\ 120807\ 129750</math>  <math>137763\ 144372\ 149133\ 151646 \mid 151646 \dots</math></p>
107	<p><math>C : 1\ 53\ 415\ 849\ -569\ -3051\ 95\ 6905\ 1585\ -11549\ -3329\ 16577</math>  <math>3289\ -22583\ -919\ 29411\ -3591\ -36177\ 9501\ 41177</math>  <math>-16637\ -43539\ 24965\ 43967\ -32915\ -42547</math>  <math>39097 \mid 39097 \dots</math></p> <p><math>D : 1\ 17\ 69\ 47\ -197\ -243\ 383\ 623\ -565\ -1077\ 801\ 1469\ -1235</math>  <math>-1775\ 1893\ 1973\ -2703\ -2033\ 3509\ 1865\ -4225\ -1433</math>  <math>4859\ 871\ -5315\ -281\ 5497^* \ -281 \dots</math></p>
109	<p><math>C : 1\ 55\ 559\ 2773\ 9307\ 24541\ 54987\ 109351\ 197803\ 330591\ 516469\ 760821</math>  <math>1063573\ 1417653\ 1808601\ 2215303\ 2611733\ 2970087\ 3264879</math>  <math>3476861\ 3596301\ 3625117\ 3577115\ 3475919\ 3351209\ 3234047</math>  <math>3151519\ 3121875^* \ 3151519 \dots</math></p> <p><math>D : 1\ 19\ 127\ 505\ 1483\ 3579\ 7525\ 14239\ 24717\ 39889\ 60457\ 86699\ 118285</math>  <math>154181\ 192669\ 231463\ 267939\ 299495\ 323945\ 339867\ 346871</math>  <math>345721\ 338247\ 327053\ 315109\ 305265\ 299741 \mid 299741 \dots</math></p>

LUCAS' FORMULAS FOR CYCLOTOMIC POLYNOMIALS

Table 24. $\Phi_n((-1)^{(n-1)/2}z)$ or $\Phi_{n/2}(-z^2) = C_n^2(z) - nzD_n^2(z)$	
$n$	Coefficients of $U_n(z)$ and $V_n(z)$
110	<p><math>C</math> : 1 55 468 1210 488 - 1925 - 2169 440 2710 1430 - 2541 - 2090 1417 1870 482 - 1155 - 1066 275 - 90 110 1041* 110 ...</p> <p><math>D</math> : 1 18 83 111 - 68 - 240 - 99 174 254 - 62 - 298 - 18 197 120 -37 - 138 - 28 26 - 24 70   70 ...</p>
111	<p><math>C</math> : 1 56 541 2171 5032 8231 10243 9584 6835 3665 1354 1109 2407 4514 6859 7823 7444 6359 5593* 6359 ...</p> <p><math>D</math> : 1 19 112 331 633 902 975 793 496 219 91 156 319 547 718 735 661 552   552 ...</p>
113	<p><math>C</math> : 1 57 523 1547 831 - 3467 - 3809 6851 12207 - 4875 - 18615 1323 23091 5631 - 18175 - 5045 13175 75 - 10615 8009 15473 -11141 - 23043 7145 25813 - 3403 - 26935 - 645 24281* -645 ...</p> <p><math>D</math> : 1 19 97 155 - 101 - 463 51 1123 561 - 1417 - 1169 1485 1787 -899 - 1497 675 921 - 835 - 333 1543 421 - 2131 - 1053 2095 1457 - 1947 - 1759 1601   1601 ...</p>
114	<p><math>C</math> : 1 57 542 2109 4909 9120 15443 23655 33550 45771 59633 73986 88783 103227 115838 126597 135451 140790 142325* 140790 ...</p> <p><math>D</math> : 1 19 109 315 636 1124 1813 2655 3687 4926 6253 7618 9006 10284 11371 12302 12985 13296   13296 ...</p>
115	<p><math>C</math> : 1 58 618 3141 10270 24539 45722 69092 87049 93640 88321 75788 62713 54621 54485 62069 73632 83487 87629 86415 83281 81088 80433* 81088 ...</p> <p><math>D</math> : 1 20 139 554 1532 3213 5370 7387 8574 8604 7697 6427 5389 4988 5359 6313 7377 8053 8160 7913 7645 7515   7515 ...</p>
118	<p><math>C</math> : 1 59 619 3009 8961 17995 24599 20237 1685 - 21889 - 33465 -22951 2725 25783 33211 25429 11813 1475 - 1897 - 531 41 -3481 - 6977 - 1711 14757 31683 33031 13865 - 12375 -24485* - 12375 ...</p> <p><math>D</math> : 1 20 135 504 1225 2038 2231 1148 - 967 - 2776 - 2849 - 1010 1443 2922 2829 1720 539 - 98 - 137 18 - 117 - 532 - 541 506 2231 3226 2353 24 - 1959   - 1959 ...</p>
119	<p><math>C</math> : 1 60 580 1852 1877 - 112 1274 4549 2852 1275 - 144 - 743 5649 3290 - 4563 - 220 2393 2555 3009 - 4651 - 4090 3726 528 -4381 - 4333* - 4381 ...</p> <p><math>D</math> : 1 20 108 203 80 - 10 302 387 155 84 - 117 200 593 - 154 - 321 197 180 334 - 36 - 587 43 321 - 249 - 414   - 414 ...</p>



TABLES

Table 24. $\Phi_n((-1)^{(n-1)/2}z)$ or $\Phi_{n/2}(-z^2) = C_n^2(z) - nzD_n^2(z)$	
$n$	Coefficients of $U_n(z)$ and $V_n(z)$
122	<p><math>C</math> : 1 61 579 1647 69 – 6771 – 7957 9699 26429 2989 – 45313 – 38857  41237 83021 1511 – 101565 – 67247 69113 112755 2623  –103015 – 66551 45659 81191 14989 – 49715 – 39453 12139  29541 1037 – 19449* 1037 ...</p> <p><math>D</math> : 1 20 103 138 – 269 – 840 – 117 1896 1891 – 2038 – 4833 – 294  6859 5050 – 5377 – 9562 – 15 10190 6359 – 5736 – 9343 – 850  7149 5034 – 2221 – 4904 – 1235 2544 1653 – 1242   – 1242 ...</p>
123	<p><math>C</math> : 1 62 661 2867 6364 7001 1063 – 6358 – 5999 – 595 – 2294 – 8917  –3629 13082 17935 4541 – 2894 6563 8557 – 10804 – 24647* ...</p> <p><math>D</math> : 1 21 136 417 667 432 – 283 – 667 – 282 – 11 – 543 – 766 413  1649 1116 – 139 65 932 53 – 1869   – 1869 ...</p>
127	<p><math>C</math> : 1 63 683 3389 10449 22765 38113 52829 65511 77257 87953 94959  96529 94367 91661 90621 93047 100171 110253 118431 120645  116987 109847 101017 91569 82863 76423 73213 74319 80709  90505 98163   98163 ...</p> <p><math>D</math> : 1 21 145 555 1421 2689 4057 5269 6339 7353 8173 8553 8493  8245 8059 8101 8521 9327 10197 10681 10597 10089 9369  8545 7721 7037 6597 6491 6821 7583 8433 8809* 8433 ...</p>
129	<p><math>C</math> : 1 64 661 2653 5842 9235 11875 11566 7759 2035 – 3866 – 8081  –10271 – 10742 – 11267 – 11939 – 10988 – 7685 – 881  7972 15349 18271* 15349 ...</p> <p><math>D</math> : 1 21 128 367 665 948 1075 881 444 – 91 – 549 – 830 – 937  –959 – 1032 – 1031 – 855 – 416 309 1061 1542   1542 ...</p>
130	<p><math>C</math> : 1 65 748 4030 14048 36725 78581 145990 245540 384410 569349  804375 1089202 1419795 1789837 2190955 2611689 3037190  3450605 3835195 4175611 4458025 4670098 4801745  4846383* 4801745 ...</p> <p><math>D</math> : 1 22 163 689 2052 4811 9533 16779 27154 41290 59685 82509  109556 140360 174284 210470 247758 284735 319907 351860  379317 401127 416294 424074   424074 ...</p>
131	<p><math>C</math> : 1 65 639 1891 1211 – 1365 105 885 – 1149 845 – 639 – 1623 – 557  2163 3449 – 1845 2209 – 2433 – 855 4173 – 1655 – 1151  –5053 2981 – 187 1957 4089 – 4399 1525 717 4607 – 3191  –2105   – 2105 ...</p> <p><math>D</math> : 1 21 111 175 – 21 – 105 105 – 39 – 31 67 – 155 – 81 15 359 23  –31 125 – 365 327 65 – 103 – 315 – 165 311 – 159 523  –155 – 143 123 233 183 – 443 15* – 443 ...</p>

# LUCAS' FORMULAS FOR CYCLOTOMIC POLYNOMIALS

Table 24. $\Phi_n((-1)^{(n-1)/2}z)$ or $\Phi_{n/2}(-z^2) = C_n^2(z) - nzD_n^2(z)$	
$n$	Coefficients of $U_n(z)$ and $V_n(z)$
133	<p><math>C : 1\ 66\ 748\ 3832\ 11971\ 25550\ 39046\ 43191\ 35028\ 25976\ 33799\ 61209</math>  <math>84728\ 74585\ 31193\ -4470\ 11248\ 72621\ 119869\ 98697\ 25163</math>  <math>-21003\ 21302\ 122363\ 184873\ 145951\ 48171\ -2837^* 48171\ \dots</math></p> <p><math>D : 1\ 22\ 158\ 619\ 1584\ 2852\ 3708\ 3493\ 2552\ 2341\ 3987\ 6556\ 7362\ 4787</math>  <math>783\ -368\ 3395\ 8887\ 10308\ 5571\ -587\ -995\ 6071\ 14261</math>  <math>15435\ 8500\ 947\   947\ \dots</math></p>
134	<p><math>C : 1\ 67\ 703\ 2345\ 2069\ -1273\ 3111\ 11725\ 921\ -7705\ 15499\ 19497</math>  <math>-12203\ -2881\ 28871\ 5829\ -12783\ 11591\ 9739\ 1541\ 12801</math>  <math>-10653\ -11473\ 36917\ 4013\ -48441\ 17419\ 43349\ -36459</math>  <math>-25661\ 31887\ -3015\ -17635\ 6499^* -17635\ \dots</math></p> <p><math>D : 1\ 22\ 127\ 238\ 27\ -60\ 741\ 778\ -605\ 130\ 2077\ 318\ -1349\ 1468</math>  <math>2043\ -890\ -153\ 1374\ 161\ 734\ 469\ -1790\ 1243\ 2984\ -2907</math>  <math>-2274\ 4235\ 408\ -4221\ 982\ 1967\ -1802\ -173\   -173\ \dots</math></p>
137	<p><math>C : 1\ 69\ 771\ 2903\ 3071\ -5415\ -11985\ 8237\ 33521\ 1161\ -58129</math>  <math>-20147\ 89773\ 63183\ -109663\ -120525\ 119545\ 200699\ -99171</math>  <math>-286007\ 50659\ 373435\ 38673\ -439163\ -161411\ 467625\ 306333</math>  <math>-445967\ -455713\ 365695\ 579291\ -242827\ -666719\ 82147</math>  <math>692513^* 82147\ \dots</math></p> <p><math>D : 1\ 23\ 145\ 319\ -5\ -915\ -487\ 2093\ 2253\ -2819\ -4795\ 3239\ 8869</math>  <math>-1783\ -13157\ -1179\ 17943\ 6941\ -21399\ -14623\ 23249</math>  <math>24493\ -21693\ -34945\ 16229\ 44475\ -6797\ -51401\ -5999</math>  <math>53767\ 19807\ -51663\ -33539\ 44225\   44225\ \dots</math></p>
138	<p><math>C : 1\ 69\ 794\ 3657\ 8737\ 10764\ 1151\ -20769\ -39830\ -35949\ -5221</math>  <math>35052\ 63475\ 69207\ 48044\ -1725\ -67295\ -113712\ -106243</math>  <math>-44091\ 37408\ 98601\ 120167^* 98601\ \dots</math></p> <p><math>D : 1\ 23\ 159\ 519\ 910\ 664\ -755\ -2729\ -3539\ -1977\ 1296\ 4401\ 5914</math>  <math>5297\ 2254\ -2920\ -8132\ -10029\ -6840\ -251\ 6154\ 9768\   \dots</math></p>
139	<p><math>C : 1\ 69\ 817\ 4439\ 15767\ 42619\ 94083\ 177323\ 293563\ 435901\ 590593</math>  <math>740963\ 873439\ 980579\ 1062391\ 1123681\ 1171561\ 1214421\ 1260651</math>  <math>1319293\ 1395531\ 1488437\ 1587801\ 1677019\ 1741315\ 1774391</math>  <math>1785229\ 1791973\ 1815109\ 1865897\ 1941639\ 2029357\ 2110551</math>  <math>2171649\ 2203573\   2203573\ \dots</math></p> <p><math>D : 1\ 23\ 173\ 739\ 2263\ 5491\ 11151\ 19641\ 30721\ 43491\ 56599\ 68709</math>  <math>78911\ 86889\ 92895\ 97437\ 101199\ 104881\ 109243\ 114939\ 122163</math>  <math>130479\ 138653\ 145295\ 149411\ 151111\ 151639\ 152709\ 155809</math>  <math>161259\ 168381\ 175725\ 181875\ 185889\ 187241^* 185889\ \dots</math></p>

TABLES

Table 24. $\Phi_n((-1)^{(n-1)/2}z)$ or $\Phi_{n/2}(-z^2) = C_n^2(z) - nzD_n^2(z)$	
$n$	Coefficients of $U_n(z)$ and $V_n(z)$
141	<p><math>C : 1 \ 70 \ 793 \ 3499 \ 8452 \ 15115 \ 25549 \ 40558 \ 57709 \ 77917 \ 100522 \ 121033</math>  <math>139189 \ 152848 \ 158641 \ 158305 \ 149896 \ 133123 \ 113251 \ 90076</math>  <math>66361 \ 48991 \ 36940 \ 31537^* \ 36940 \ \dots</math></p> <p><math>D : 1 \ 23 \ 154 \ 485 \ 969 \ 1658 \ 2749 \ 4119 \ 5668 \ 7515 \ 9361 \ 10980 \ 12373 \ 13193</math>  <math>13408 \ 13083 \ 11975 \ 10396 \ 8603 \ 6547 \ 4782 \ 3575 \ 2779 \mid 2779 \ \dots</math></p>
142	<p><math>C : 1 \ 71 \ 887 \ 5041 \ 17493 \ 42103 \ 75983 \ 110121 \ 138909 \ 165643 \ 193211 \ 213213</math>  <math>213029 \ 193191 \ 169871 \ 158969 \ 163685 \ 178423 \ 199387 \ 228265</math>  <math>266129 \ 305087 \ 328171 \ 321133 \ 285509 \ 236643 \ 188231 \ 144201</math>  <math>107885 \ 90951 \ 104463 \ 144769 \ 195881 \ 242607 \ 275375 \ 287337^* \dots</math></p> <p><math>D : 1 \ 24 \ 191 \ 830 \ 2371 \ 4900 \ 7853 \ 10502 \ 12769 \ 15068 \ 17209 \ 18132</math>  <math>17185 \ 15168 \ 13623 \ 13398 \ 14281 \ 15786 \ 17845 \ 20668 \ 24035</math>  <math>26834 \ 27589 \ 25688 \ 21957 \ 17786 \ 13899 \ 10450 \ 8063 \ 7864</math>  <math>10249 \ 14272 \ 18503 \ 21920 \ 23857 \mid 23857 \ \dots</math></p>
143	<p><math>C : 1 \ 72 \ 840 \ 3298 \ 3480 \ -8442 \ -23627 \ -4939 \ 48620 \ 56056 \ -35750</math>  <math>-118515 \ -44171 \ 119725 \ 144594 \ -22600 \ -167128 \ -109167</math>  <math>66987 \ 160517 \ 87593 \ -76362 \ -173821 \ -85981 \ 124277 \ 211707</math>  <math>30651 \ -214336 \ -193095 \ 89039 \ 261241^* \ 89039 \ \dots</math></p> <p><math>D : 1 \ 24 \ 158 \ 360 \ -56 \ -1479 \ -1717 \ 1762 \ 5380 \ 1654 \ -7532 \ -8655 \ 3415</math>  <math>13419 \ 6312 \ -9554 \ -13735 \ -1889 \ 11167 \ 11975 \ 660 \ -12000</math>  <math>-12939 \ 1419 \ 16671 \ 12563 \ -8991 \ -20763 \ -5485 \ 17867 \mid \dots</math></p>
145	<p><math>C : 1 \ 72 \ 888 \ 4939 \ 17170 \ 42861 \ 82152 \ 125408 \ 154789 \ 152640 \ 110821 \ 34732</math>  <math>-58472 \ -145491 \ -205030 \ -226824 \ -183227 \ -140351 \ -89050</math>  <math>-30304 \ 29452 \ 79733 \ 112399 \ 124250 \ 115876 \ 92812 \ 67973 \ 57219^* \dots</math></p> <p><math>D : 1 \ 24 \ 187 \ 802 \ 2336 \ 5079 \ 8660 \ 11881 \ 13160 \ 11350 \ 6329 \ -924 \ -8657</math>  <math>-14922 \ -18327 \ -18643 \ -16696 \ -13524 \ -9614 \ -5013</math>  <math>7 \ 4684 \ 8186 \ 10046 \ 10165 \ 8765 \ 6608 \ 4986 \mid 4986 \ \dots</math></p>
146	<p><math>C : 1 \ 73 \ 839 \ 3139 \ 3477 \ -2263 \ -3445 \ 4015 \ 5469 \ 6205 \ 1699 \ -11461</math>  <math>-3863 \ 7665 \ 11299 \ 10439 \ -11227 \ -18031 \ -513 \ 15111 \ 17573</math>  <math>-1387 \ -21861 \ -20513 \ 7801 \ 25769 \ 10443 \ -12629 \ -27139</math>  <math>-6935 \ 24587 \ 22411 \ 885 \ -23871 \ -20073 \ 12775 \ 29121^* \ 12775 \ \dots</math></p> <p><math>D : 1 \ 24 \ 153 \ 332 \ 89 \ -362 \ 15 \ 474 \ 441 \ 492 \ -479 \ -878 \ 295 \ 770 \ 1083 \ 86</math>  <math>-1571 \ -852 \ 683 \ 1566 \ 839 \ -1092 \ -2063 \ -696 \ 1753 \ 1726</math>  <math>-105 \ -1860 \ -1823 \ 958 \ 2285 \ 1064 \ -1035 \ -2276 \ -357 \ 2060 \mid \dots</math></p>
149	<p><math>C : 1 \ 75 \ 913 \ 3865 \ 6455 \ 4245 \ 7877 \ 22821 \ 20659 \ 6093 \ 21709 \ 40099 \ 19797</math>  <math>3041 \ 18455 \ 29139 \ 16341 \ -6345 \ -9633 \ 23773 \ 30543 \ -15427</math>  <math>-11199 \ 47961 \ 47027 \ 7117 \ 19201 \ 54553 \ 57977 \ 38021 \ 21417</math>  <math>34359 \ 52659 \ 28651 \ 5299 \ 19125 \ 21113 \ 10891^* \ 21113 \ \dots</math></p> <p><math>D : 1 \ 25 \ 173 \ 461 \ 471 \ 343 \ 1251 \ 2083 \ 963 \ 789 \ 2855 \ 2761 \ 589 \ 687 \ 2191 \ 2059</math>  <math>401 \ -1053 \ 379 \ 2929 \ 737 \ -2057 \ 1577 \ 4785 \ 2007 \ 455 \ 3189</math>  <math>4979 \ 4039 \ 2243 \ 1949 \ 3855 \ 3729 \ 991 \ 811 \ 1971 \ 1173 \mid 1173 \ \dots</math></p>

LUCAS' FORMULAS FOR CYCLOTOMIC POLYNOMIALS

Table 24. $\Phi_n((-1)^{(n-1)/2}z)$ or $\Phi_{n/2}(-z^2) = C_n^2(z) - nzD_n^2(z)$	
$n$	Coefficients of $U_n(z)$ and $V_n(z)$
151	$C : 1\ 75\ 963\ 5615\ 21191\ 61245\ 147973\ 314011\ 601979\ 1060813\ 1740103$ $2683393\ 3920163\ 5458147\ 7279769\ 9344281\ 11593887\ 13962915$ $16390403\ 18832893\ 21272247\ 23716775\ 26196933\ 28755337$ $31431557\ 34246343\ 37190305\ 40218599\ 43252851\ 46191639$ $48927227\ 51362931\ 53427867\ 55086933\ 56342085\ 57223357$ $57774333\ 58036881 \mid 58036881 \dots$
	$D : 1\ 25\ 203\ 925\ 3011\ 7893\ 17791\ 35789\ 65663\ 111485\ 177119\ 265623$ $378575\ 515581\ 674221\ 850409\ 1039009\ 1234729\ 1433207\ 1631893$ $1830405\ 2030391\ 2234957\ 2447617\ 2670969\ 2905561\ 3149207$ $3396831\ 3640969\ 3872927\ 4084221\ 4267901\ 4419589\ 4537979$ $4624505\ 4682319\ 4715051\ 4725591^* \ 4715051 \dots$
154	$C : 1\ 77\ 1040\ 6468\ 26074\ 79772\ 200638\ 435281\ 840701\ 1477014\ 2397654$ $3639097\ 5212725\ 7100786\ 9256967\ 11612293\ 14085508\ 16595656$ $19074119\ 21472913\ 23767558\ 25953543\ 28036962\ 30022377$ $31901630\ 33647075\ 35210781\ 36529570\ 37535147\ 38166590$ $38382015^* \ 38166590 \dots$
	$D : 1\ 26\ 224\ 1091\ 3781\ 10411\ 24203\ 49385\ 90766\ 153026\ 239886\ 353337$ $493141\ 656685\ 839238\ 1034627\ 1236186\ 1437781\ 1634656\ 1823893$ $2004393\ 2176335\ 2340273\ 2496158\ 2642586\ 2776490\ 2893314$ $2987640\ 3054135\ 3088552 \mid 3088552 \dots$
155	$C : 1\ 78\ 988\ 4311\ 6470 - 2561 - 10848\ 12062\ 34259 - 2800 - 32759$ $21698\ 53898 - 7959 - 31810\ 28299\ 45827 - 3648 - 26466\ 7110$ $40381\ 11613 - 38872 - 14904\ 33630\ 2379 - 40343 - 13068$ $13214 - 11610 - 33139^* - 11610 \dots$
	$D : 1\ 26\ 187\ 498\ 286 - 729\ 2281\ 1812 - 2164 - 1065\ 4052\ 2341 - 2692$ $-426\ 3914\ 1916 - 1841 - 1161\ 2314\ 2774 - 1464 - 3031\ 1239$ $2242 - 2104 - 2692\ 513\ 409 - 2170 \mid - 2170 \dots$
157	$C : 1\ 79\ 1119\ 7291\ 29439\ 83439\ 176063\ 283379\ 347769\ 319107\ 220813$ $167965\ 281549\ 552191\ 800553\ 819759\ 588761\ 329115\ 312607$ $597421\ 967893\ 1145079\ 1048929\ 850235\ 784555\ 933761\ 1176729$ $1323233\ 1291095\ 1178151\ 1172967\ 1368771\ 1640265\ 1728845$ $1502537\ 1141461\ 1011331\ 1298627\ 1781591\ 2017315^* \ 1781591 \dots$
	$D : 1\ 27\ 245\ 1229\ 4115\ 10015\ 18431\ 25941\ 27613\ 21799\ 14335\ 15975\ 32345$ $55399\ 67551\ 57955\ 35373\ 22315\ 33987\ 63169\ 87179\ 89785\ 75511$ $63079\ 66723\ 84285\ 101463\ 105931\ 98407\ 91925\ 99621\ 120569$ $137427\ 131797\ 105067\ 81985\ 88357\ 123155\ 155973 \mid 155973 \dots$

TABLES

Table 24. $\Phi_n((-1)^{(n-1)/2}z)$ or $\Phi_{n/2}(-z^2) = C_n^2(z) - nzD_n^2(z)$	
$n$	Coefficients of $U_n(z)$ and $V_n(z)$
158	<p><math>C : 1\ 79\ 987\ 4029\ 3901\ -12245\ -24989\ 22041\ 81461\ -12877\ -179957</math>  <math>-41475\ 313237\ 171035\ -448609\ -389075\ 540093\ 686747</math>  <math>-540437\ -1032135\ 411201\ 1368675\ -138701\ -1628427</math>  <math>-264807\ 1733339\ 742359\ -1624635\ -1201067\ 1283355\ 1525203</math>  <math>-755319\ -1615783\ 144491\ 1426843\ 419253\ -976595\ -811409</math>  <math>347595\ 952977^*\ 347595\ \dots</math></p> <p><math>D : 1\ 26\ 181\ 416\ -155\ -1808\ -837\ 4834\ 4717\ -8784\ -13093\ 11936</math>  <math>26949\ -11238\ -45221\ 3776\ 65067\ 12328\ -82435\ -37284</math>  <math>92563\ 68832\ -91341\ -102722\ 75663\ 132106\ -45605\ -149352</math>  <math>5059\ 147864\ 37845\ -125116\ -72971\ 84064\ 91501\ -32208</math>  <math>-88131\ -20058\ 62939\   62939\ \dots</math></p>
159	<p><math>C : 1\ 80\ 1093\ 6131\ 19312\ 41255\ 66787\ 84974\ 86653\ 76187\ 68794\ 79115</math>  <math>106945\ 132596\ 134437\ 108569\ 76216\ 64283\ 79507\ 104396\ 109165</math>  <math>83003\ 46234\ 27347\ 39925\ 68552\ 82837^*\ 68552\ \dots</math></p> <p><math>D : 1\ 27\ 224\ 915\ 2329\ 4294\ 6153\ 6977\ 6512\ 5633\ 5649\ 7276\ 9645\ 10891</math>  <math>9846\ 7237\ 5287\ 5478\ 7345\ 8787\ 7868\ 5079\ 2627\ 2376\ 4297</math>  <math>6267\   6267\ \dots</math></p>
161	<p><math>C : 1\ 80\ 986\ 3874\ 4313\ -2954\ -1008\ 12629\ 374\ -16080\ 738\ 10137</math>  <math>-763\ -11452\ -4941\ 14549\ 11892\ -8502\ -12893\ 13377</math>  <math>14756\ -12767\ -14403\ 241\ 17102\ -2873\ -17789\ 7977\ 7421</math>  <math>2551\ -3259\ -9148\ 417\ 2609^*\ 417\ \dots</math></p> <p><math>D : 1\ 26\ 176\ 395\ 92\ -364\ 526\ 843\ -906\ -812\ 705\ 453\ -558\ -892</math>  <math>439\ 1337\ 160\ -1181\ -107\ 1634\ 4\ -1351\ -655\ 833\ 979</math>  <math>-1343\ -423\ 928\ 251\ 121\ -681\ -357\ 191\   191\ \dots</math></p>
163	<p><math>C : 1\ 81\ 1121\ 6917\ 26079\ 68901\ 138431\ 225947\ 321745\ 430327\ 563737</math>  <math>711927\ 832027\ 887093\ 893771\ 907413\ 949931\ 978545\ 952427</math>  <math>914035\ 960557\ 1124081\ 1317293\ 1429833\ 1457661\ 1492625</math>  <math>1579305\ 1628867\ 1515473\ 1243067\ 965847\ 821181\ 778213</math>  <math>699405\ 544275\ 446891\ 549611\ 799815\ 986729\ 986989\ 901839\  \dots</math></p> <p><math>D : 1\ 27\ 235\ 1107\ 3451\ 7883\ 14157\ 21379\ 29259\ 38669\ 49981\ 60989</math>  <math>67999\ 69959\ 70237\ 72575\ 75963\ 76133\ 72741\ 72199\ 80741</math>  <math>95965\ 108655\ 113529\ 115025\ 120009\ 126725\ 125063\ 109005</math>  <math>85653\ 68491\ 62299\ 58765\ 49043\ 37331\ 36879\ 52341\ 71585</math>  <math>79001\ 73839\ 69359^*\ 73839\ \dots</math></p>
165	<p><math>C : 1\ 83\ 1176\ 6837\ 21936\ 45682\ 70373\ 92004\ 113178\ 132489\ 145987</math>  <math>156351\ 161606\ 147567\ 111099\ 68683\ 29232\ -10813\ -43515</math>  <math>-56763\ -57905^*\ -56763\ \dots</math></p> <p><math>D : 1\ 28\ 241\ 1015\ 2580\ 4545\ 6341\ 7983\ 9608\ 10894\ 11781\ 12486\ 12284</math>  <math>10223\ 6974\ 3800\ 718\ -2268\ -4095\ -4503\   -4503\ \dots</math></p>

LUCAS' FORMULAS FOR CYCLOTOMIC POLYNOMIALS

Table 24. $\Phi_n((-1)^{(n-1)/2}z)$ or $\Phi_{n/2}(-z^2) = C_n^2(z) - nzD_n^2(z)$	
$n$	Coefficients of $U_n(z)$ and $V_n(z)$
166	<p><math>C : 1 \ 83 \ 1203 \ 7885 \ 32609 \ 99683 \ 244471 \ 505885 \ 916081 \ 1494415 \ 2252279</math>  <math>3206373 \ 4389733 \ 5848595 \ 7621371 \ 9712245 \ 12079461 \ 14650911</math>  <math>17358355 \ 20163937 \ 23055473 \ 26010955 \ 28959351 \ 31772317</math>  <math>34300257 \ 36430775 \ 38126683 \ 39413297 \ 40324741 \ 40853679</math>  <math>40948287 \ 40562349 \ 39719589 \ 38538975 \ 37196331 \ 35848945</math>  <math>34579993 \ 33404927 \ 32331443 \ 31419401 \ 30787929 \ 30560019^*</math>  <math>30787929 \ \dots</math></p>
166	<p><math>D : 1 \ 28 \ 257 \ 1302 \ 4567 \ 12410 \ 27811 \ 53622 \ 91855 \ 143600 \ 209807 \ 292348</math>  <math>394425 \ 519588 \ 669711 \ 843324 \ 1035729 \ 1241130 \ 1455277 \ 1676452</math>  <math>1903757 \ 2133866 \ 2358899 \ 2567542 \ 2749079 \ 2897558 \ 3012899</math>  <math>3098010 \ 3154245 \ 3179044 \ 3167947 \ 3119560 \ 3039485 \ 2939806</math>  <math>2834193 \ 2732256 \ 2637431 \ 2549918 \ 2471945 \ 2410728</math>  <math>2376409 \mid 2376409 \ \dots</math></p>
167	<p><math>C : 1 \ 83 \ 1065 \ 4373 \ 4127 \ -14085 \ -33807 \ 1869 \ 79629 \ 62709 \ -93199</math>  <math>-158129 \ 41035 \ 224551 \ 56961 \ -216735 \ -136349 \ 138503 \ 125303</math>  <math>-62681 \ -17447 \ 82261 \ -101627 \ -210429 \ 129653 \ 360383</math>  <math>-37723 \ -423843 \ -101363 \ 360979 \ 176217 \ -230777 \ -139647</math>  <math>139983 \ 39545 \ -153053 \ 25443 \ 235897 \ 16127 \ -292089 \ -140487</math>  <math>256857 \mid 256857 \ \dots</math></p> <p><math>D : 1 \ 27 \ 191 \ 437 \ -185 \ -2101 \ -1969 \ 3279 \ 7107 \ -531 \ -12095 \ -6551</math>  <math>12731 \ 14315 \ -7927 \ -17771 \ 971 \ 13893 \ 1625 \ -5803 \ 4459 \ 1591</math>  <math>-15969 \ -6345 \ 24297 \ 17409 \ -23137 \ -26697 \ 14069 \ 27281</math>  <math>-4743 \ -19613 \ 2017 \ 10857 \ -6793 \ -8367 \ 13117 \ 13757 \ -13285</math>  <math>-21835 \ 5521 \ 25543^* \ 5521 \ \dots</math></p>
170	<p><math>C : 1 \ 85 \ 1148 \ 5270 \ 8468 \ -1615 \ -11119 \ 15300 \ 40620 \ 3910 \ -24601 \ 21165</math>  <math>46362 \ 10030 \ 3282 \ 31535 \ 28119 \ -1955 \ -1575 \ 43350 \ 43111</math>  <math>-24225 \ -20377 \ 33915 \ 38 \ -28135 \ 12641 \ -6545 \ -47685</math>  <math>-18530 \ -2111 \ -26095 \ -37723^* \ -26095 \ \dots</math></p> <p><math>D : 1 \ 28 \ 213 \ 597 \ 412 \ -701 \ -200 \ 2590 \ 2223 \ -1473 \ -587 \ 3338 \ 2361 \ -86</math>  <math>1369 \ 2733 \ 1004 \ -675 \ 1465 \ 4238 \ 780 \ -2854 \ 930 \ 2132 \ -1951</math>  <math>-665 \ 1114 \ -2627 \ -2999 \ -230 \ -990 \ -2676 \mid -2676 \ \dots</math></p>
173	<p><math>C : 1 \ 87 \ 1233 \ 6131 \ 10879 \ -6765 \ -50273 \ -45953 \ 67931 \ 161335 \ 29011</math>  <math>-222505 \ -220709 \ 88181 \ 305341 \ 184195 \ -90495 \ -298583</math>  <math>-316907 \ 23233 \ 532747 \ 493713 \ -276329 \ -791537 \ -288531</math>  <math>536751 \ 654379 \ 123373 \ -422047 \ -635229 \ -290847 \ 524949</math>  <math>904983 \ 150839 \ -875267 \ -815507 \ 194993 \ 880919 \ 591515</math>  <math>-257525 \ -849653 \ -564983 \ 391721 \ 937115^* \ 391721 \ \dots</math></p> <p><math>D : 1 \ 29 \ 235 \ 725 \ 491 \ -2131 \ -4617 \ -5 \ 10101 \ 9689 \ -7981 \ -20569</math>  <math>-6457 \ 17867 \ 21469 \ 3655 \ -15955 \ -26039 \ -14895 \ 22559 \ 47331</math>  <math>12021 \ -48915 \ -49849 \ 12545 \ 53895 \ 32561 \ -13467 \ -44363</math>  <math>-41391 \ 7447 \ 63959 \ 49725 \ -32749 \ -77425 \ -26889 \ 49313 \ 64649</math>  <math>14255 \ -48339 \ -63149 \ -8651 \ 59873 \mid 59873 \ \dots</math></p>

# TABLES

Table 24. $\Phi_n((-1)^{(n-1)/2}z)$ or $\Phi_{n/2}(-z^2) = C_n^2(z) - nzD_n^2(z)$	
$n$	Coefficients of $U_n(z)$ and $V_n(z)$
174	<p><math>C : 1\ 87\ 1262\ 7395\ 24349\ 55680\ 100055\ 146769\ 180070\ 189225\ 166583</math>  <math>117972\ 57721 - 4089 - 48490 - 66903 - 56141 - 7482\ 63629</math>  <math>144681\ 219346\ 257259\ 256817\ 214542\ 138295\ 59943 - 13114</math>  <math>-62379 - 75365^* - 62379 \dots</math></p> <p><math>D : 1\ 29\ 253\ 1077\ 2892\ 5810\ 9413\ 12575\ 14271\ 13797\ 10954\ 6728\ 1971</math>  <math>-2241 - 4608 - 5006 - 2738\ 2013\ 7824\ 14029\ 18470\ 19828</math>  <math>18306\ 13527\ 7462\ 1693 - 3224 - 5496   - 5496 \dots</math></p>
177	<p><math>C : 1\ 88\ 1261\ 7003\ 19366\ 27307\ 12535 - 13970 - 8447\ 34585\ 48706 - 6779</math>  <math>-61817 - 28256\ 57049\ 73879 - 2708 - 61043 - 20759\ 49150</math>  <math>45361 - 17429 - 53480 - 39497 - 15533 - 3320\ 3385\ 2533</math>  <math>-9314 - 17291^* - 9314 \dots</math></p> <p><math>D : 1\ 29\ 246\ 949\ 1895\ 1744 - 135 - 1313\ 860\ 3765\ 2083 - 3126 - 4319</math>  <math>1169\ 5982\ 3167 - 3185 - 3916\ 1399\ 4425\ 1186 - 3201 - 3809</math>  <math>-1980 - 617\ 35336 - 193 - 1131   - 1131 \dots</math></p>
178	<p><math>C : 1\ 89\ 1379\ 9523\ 39661\ 112941\ 231739\ 343451\ 339917\ 134301 - 224873</math>  <math>-525901 - 530779 - 183607\ 311427\ 633591\ 582045\ 203365</math>  <math>-256825 - 503829 - 364843\ 76273\ 487791\ 527147\ 162509</math>  <math>-260859 - 348817 - 57049\ 291125\ 376381\ 191451 - 36757</math>  <math>-123755 - 43699\ 144687\ 342383\ 388845\ 155661 - 257509</math>  <math>-523409 - 399027\ 4005\ 359171\ 497599\ 512561^* 497599 \dots</math></p> <p><math>D : 1\ 30\ 293\ 1536\ 5237\ 12616\ 22069\ 27240\ 19757 - 2722 - 29943 - 43108</math>  <math>-29519\ 4918\ 38367\ 49290\ 31585 - 2686 - 31673 - 36300</math>  <math>-12401\ 23312\ 42431\ 28508 - 5319 - 27022 - 17651\ 10138\ 28139</math>  <math>22912\ 5061 - 7704 - 7629\ 3138\ 18821\ 29658\ 23091 - 3456</math>  <math>-32283 - 38374 - 15925\ 15392\ 34011\ 38284   38284 \dots</math></p>
179	<p><math>C : 1\ 89\ 1231\ 5627\ 8837\ 1301\ 5505\ 36787\ 29941\ 4549\ 56619\ 77723\ 35593</math>  <math>86897\ 114417\ 75897\ 148597\ 148707\ 90227\ 217121\ 199385\ 90505</math>  <math>252909\ 222787\ 85733\ 279613\ 203615\ 42041\ 280849\ 152189</math>  <math>-28741\ 251655\ 68131 - 118827\ 195779 - 35209 - 203263</math>  <math>129325 - 146953 - 262117\ 78639 - 254019 - 295703\ 71389</math>  <math>-310273   - 310273 \dots</math></p> <p><math>D : 1\ 29\ 223\ 613\ 457 - 57\ 1545\ 3115\ 829\ 1693\ 6077\ 3953\ 3673\ 8745\ 6621</math>  <math>7577\ 12923\ 7641\ 10525\ 18513\ 8851\ 11489\ 21641\ 8827\ 12397\ 22769</math>  <math>5321\ 11143\ 21745 - 499\ 7919\ 18145 - 8209\ 3157\ 12425 - 16211</math>  <math>-1481\ 5433 - 23425 - 4143 - 1157 - 29631 - 4171 - 4003</math>  <math>-32865^* - 4003 \dots</math></p>

All the above values for  $122 \leq n \leq 179$  have graciously been contributed by Richard Brent.

## Bibliography

See [5] and [7], given after Appendix 6.

## TEXTBOOKS FOR FURTHER READING

Here follow some textbooks, covering one or more of the main topics, presented in this book:

1. David M. Bressoud, *Factorization and Primality Testing*, Springer-Verlag, New York, 1989.
2. Duncan A. Buell, *Binary Quadratic Forms. Classical Theories and Modern Computations*, Springer-Verlag, New York, 1989.
3. Henri Cohen, *A Course in Computational Algebraic Number Theory*, Springer-Verlag, New York, 1993.
4. Lars Gårding and Torbjörn Tambour, *Algebra for Computer Science*, Springer-Verlag, New York, 1988.
5. G. H. Hardy and E. M. Wright, *An Introduction to the Theory of Numbers*, Fifth edition, Oxford, 1979.
6. Hua, Loo-Keng, *Introduction to Number Theory*, Springer-Verlag, New York, 1982.
7. Dale Husemöller, *Elliptic Curves*, Springer-Verlag, New York, 1987.
8. Kenneth Ireland and Michael Rosen, *A Classical Introduction to Modern Number Theory*, Second edition, Springer-Verlag, New York, 1990.
9. Donald E. Knuth, *The Art of Computer Programming*, vol. 2, Seminumerical Algorithms, Second edition, Addison-Wesley, Reading, Massachusetts, 1981.
10. Alan G. Konheim, *Cryptography: A Primer*, John Wiley & Sons, New York, 1981.
11. Maurice Mignotte, *Mathematics for Computer Algebra*, Springer-Verlag, New York, 1992.
12. Paulo Ribenboim, *The Book of Prime Number Records*, Springer-Verlag, New York, 1988.
13. M. R. Schroeder, *Number Theory in Science and Communication*, Second edition, Springer-Verlag, New York, 1986.



## INDEX

- abelian group 248, 252, 270
- Abel's formula 371
- abmodn 93
- abstract group 250
- addsparse 32
- addsub 351
- Adleman 106, 131, 226
- admissible constellation 62
- Alford 95
- algebraic factor 166, 304, 314
- algebraic field 255, 297
- algebraic number 297
- algebraic prime factor 166
- algorithm 4, 242
- apowrb 354
- approximation 327, 332
- APRCL test 131–136
- associated numbers 1, 290
- associative law 246
- Atkin 138
- Atkins 208
- Aurifeuille's formula 308
- Aurifeuillian factorization 309–315
- Aurifeuillian number 314
  
- Baker 4
- Bays 74–78
- Beeger 38
- Bernstein 218
- BESK 4
- Betsis 73
- birthday problem 179
- Björn 102, 415
- Bohman 34
- Bosma 129
- Brent 49, 68, 79, 177, 183, 310, 415, 456
- Brillhart 173, 193, 202–204
  
- Brown 129
- Brun's constant 61
  - theorem 60
  
- cancellation rule 263
- Cantelli 81
- Carmichael number 89
  - , counts 94
- Carmichael's function 273
- Carmichael's theorem 229, 274
- certificate of primality 106, 138
- character, conjugate 259
  - , inverse 259
  - , quadratic 258, 277
  - , principal 258, 259
- Chebyshev 43
  - , function 44, 57
- Chinese remainder theorem 266
- cluster, dense 73
  - , superdense 71
- Cohen 106, 131
- Cole 141
- coin-tossing curve 77
- combined test 129
- common divisor 261
- compact prime tables 7–9
- complementary arithmetic 344
- complex numbers 255, 288
- composite number 1
- compositeness test 84, 93, 105
- computer program 4
- congruence 262
  - , cancellation rule for 263
  - , higher degree 253
  - , linear 264, 335
  - , quadratic 284
- congruences, system of 266
- conjugate character 259

- conjugate numbers 287, 297
- constellation of primes 60
  - , admissible 62
  - , dense 73
  - , superdense 71
- continued fraction 187, 193, 327
  - , regular 327
- continued fraction method 155, 193
- convergent 330
- coset 248
- Cramér 79
- Crandall 101
- critical table 15
- cryptography 226
- cryptosystem, open key 227
  - , public key 227
- cubic 317
- cyclic group 252, 270, 306
- cyclotomic
  - field 131, 256
  - polynomial 134, 305, 426, 443
  - ring 133, 296
  
- Davis 206
- decimal expansion 280
- Dedekind 296
- Deleglise 34
- de la Vallée-Poussin 43, 57
- dense cluster 73
- Dickman 161
- Dioe<sub>q</sub>v 336
- diophantine equation, linear 246, 264, 334
- direct product 251
- Dirichlet 58
- divisibility in  $\mathbb{Q}(\sqrt{D})$  290
  - in  $\mathbb{Z}(z)$  299
  - of  $U_n$  112
- divisor 261
- divisor of zero 253
- Dixon 131
- double length multiplication 358
- Dubner 60, 398, 415, 428
  
- $e$  329
- early abort strategy 202
- ECPP 136
  
- elliptic curve method, ECM 210
- elliptic curves 317
- equation 253
- Eratosthenes 2
- Eratosthenes 5
- Eratosthenes' sieve 2, 66
- Erdős 72
- Erdős–Kac theorem 158
- Euclid 2, 37, 261
- Euc1id 180, 243, 354
- Euclid's algorithm 145, 168, 171, 193, 200, 240, 265, 334
  - , binary form of 245
- Euclid's theorem 40
- Euler 37, 44, 151, 167, 278, 279, 294
- Euler probable prime 93
- Euler pseudoprime 90
- Euler's constant 51, 66
  - criterion 90, 278
  - function 268
  - factoring method 151, 316
  - theorem 250, 269, 274
- Euler–Maclaurin formula 45, 372
- expand 361
- expansion of square root 337
  
- factor, algebraic 166, 304, 309, 314
  - , primitive 166, 306
  - , special 206
- factor base 194, 202, 215, 244
- factor table 3, 399–414
- factors of certain forms 165 ff.
- factoring, strategy for 219
- factorization of polynomials 304
- factorization, typical 157
  - , standard 262
- fast multiplication 357
- Fermat 88
- Fermat number 100, 167, 203, 218, 384
  - , cofactors of 102
  - , generalized 102, 415–428
- Fermat's
  - conjecture 256
  - factoring method 147, 158, 170
  - test 85, 243
  - — , in  $\mathbb{Q}(\sqrt{D})$  291

- Ferrier 120, 122
- Fibonacci number 108, 111
- field 255, 267
  - , cyclotomic 256
  - , quadratic 256, 286
- finite group 248
- fixed point 235
- Floyd's algorithm 178, 184
- fractal 363
- functional equation 45
- fundamental theorem of arithmetic 2, 261, 295, 300
  
- Gage 120
- gamma function 45
- gaps
  - , maximal 78–82
- Gauss 37, 41, 186, 262, 279, 294, 315, 436
- Gauss' factoring method 152
- Gauss' formula 41, 436
- Gaussian
  - elimination 195, 201, 203–204, 219
  - integer 287–289, 294
  - prime 294
  - sum 131
- GCD 240, 261
- general primality test 96, 131
- general number field sieve 216
- generator 240, 271, 306
- Goldwasser–Kilian test 137
- Gram series 51
- Granville 95
- greatest common divisor 240, 261
- group 246
  - , abelian 248, 252, 268
  - , abstract 250
  - , cyclic 252, 270, 306
  - , finite 248
  - , isomorphic 250, 270
- group element 246
- group character 132, 258
- group  $M_n$  270
- group operation 246
- Gruenberger 4
  
- Hadamard 43
  
- Hardy 61
- Hardy–Littlewood conjecture 61
  - , second 68
- Hardy–Littlewood constant 64
- Hardy–Littlewood formula 61
- Hasse's theorem 326
- Hensley 69, 72
- hexadecimal symbol 9
- higher degree congruence 253
- Holdridge 206
- homogeneous coordinates 319
- homogeneous polynomial 305
- homomorphic 257
- homomorphism 257, 260, 272
- Hudson 74–78
  
- information content 227, 243
- Inkeri 129
- integer of  $\mathbb{Q}(\sqrt{D})$  286
- integer of  $\mathbb{Q}(\sqrt{-3})$  288–289
- integer of  $\mathbb{Q}(\sqrt[3]{-2})$  299
- integers, smooth 164
- integral, Riemann 366
- integral, Stieltjes 367
- inverse character 259
- inverse element 246
- inversion formula 49
- irrational number 332
- isomorphic groups 250, 270
- isomorphism 258
- isqrtnd 190
  
- Jacobi 281, 321
- Jacobi 283
- Jacobi sum 131
- Jacobi's symbol 258, 281
- Jaeschke 92
- jump discontinuity 365
  
- $k$ th largest prime factor 162
- Kac 158
- Kahan 177
- Karst 38
- Keller 398, 415
- kernel 273
- key 226, 233
- Kilian 137

# INDEX

- Knoll 129
- Knuth 161
- Körner 121, 126
- Kraitchik 173, 194, 316
- k-tuples conjecture 66
- Kulik 3
- Kummer 296
  
- Lagarias 35, 47
- Lagrange's identity 151
- Lagrange's theorem 229, 249
- Lander 79
- largest prime factor 163
- Legendre 10, 37, 41, 173, 279
- Legendre's
  - congruence 149, 203
  - formula 41
  - factoring method 155, 194
  - sum 10, 14, 23, 30
  - symbol 276, 279, 283
  - theorem 165, 308
- Lehman 149
- Lehmer 22
- Lehmer, D. H. 11, 12, 25, 86, 96, 173, 194, 244
- Lehmer, D. N. 3
- Lehmer–Pocklington's theorem 122
- Lehmer's formula 13, 20, 22, 30
- Lehmer's theorem 96
- Lenstra, H. W., Jr. 106, 131, 173, 209, 218
- Lenstra, A. K. 208, 218
- Lenstra's primality test 134
- let 351
- $L$ -function 92, 258
- lincon 336
- linear congruence 264, 334
- linear diophantine equation 246, 264, 336
- Littlewood 52, 61
- li  $x$  42, 50, 381
- logarithmic integral 42, 47
- Lucas 96, 107, 120, 309
- Lucas
  - formula 309, 443
  - probable prime 130
  - pseudoprime 130
  - sequence 107, 115, 123–129, 284
  - Lucas' test 117–121, 124–129, 284, 361, 364
  - Lucas' theorem 309
  
- Machin's formula 294
- Maier 82
- Mapes 23, 35
- Manasse 218
- Mapes' algorithm 30
- Mapes' method 23
- mapping 257
- mean value theorem 371
- Meissel 11
- Meissel's formula 12, 18, 35
- Mellin transform 47
- Mersenne number 117, 207, 312, 361, 399
- Mersenne prime 120, 364
- Mertens' theorem 66
- midpoint sieve 70
- Miller, Gary 92
- Miller, Victor 34
- Möbius' function 49, 308
- module 239, 253, 255
- Montgomery 224, 321
- Morain 139, 415
- Mordell's theorem 326
- Morrison 173, 193, 202–204
- Morrison–Brillhart's method 193–204, 244
- mul 351
- MPQS 207
- Mullin 203
- multiple-precision 343
- MultiplePrecisionPackage 349
- multiplication algorithm 357
- multiplication, fast 357
  - , recursive 360
- MultiPollard 355
- $\mu(n)$  49
  
- Naur 203
- negative block 77
- negative region 74
- neutral element 246
- noise 227

- non-residue 276
- norm 287, 298
- number field sieve, NFS 214
  
- Odlyzko 35, 47
- open key cryptosystem 226
- order (of group) 248
  
- $p - 1$ -method 174
- $p + 1$ -method 177
- Parady 129
- Parkin 79
- partial denominator 327
- partial numerator 327
- partial quotient 330
- partial summation 371
- PASCAL 4
- Pépin's theorem 101
- periodicity 338
- period-length 280, 340
- phia 16
- phixa 16
- $\phi(x, a)$  14
- $\pi(x)$  10, 41, 381
  - , approximation to 41
- $\pi_{4,1}(x)$  74
- $\pi_{4,3}(x)$  74
- Pinch 95
- $P_k(x, a)$  12
- Pocklington's theorem 121
- Pollard 173, 214, 218, 299
- Pollard 180
- Pollard–Brent's method 183, 193
- Pollard's rho method 177, 182, 223, 355
- polynomial 37
  - , cyclotomic 305, 436, 443
  - , Euler 37
  - , factorization of 304
  - growth 110, 243
  - , homogeneous 305
  - , Karst 38
  - time 138, 206, 285
- Pomerance 86, 95, 106, 131, 173, 202, 205
- Potler 79
- power residue 98
  
- Powers 173, 194
- primality test 84, 117–121, 124–130
  - , general 130–139
- primality certificate 106, 138
- prime 1
  - , largest 120
- prime factor, algebraic 166
  - , largest 163
  - , primitive 166, 306
  - , second largest 163
- prime factors, distribution of 159
  - , number of 156, 161
  - , size of 157, 162
- prime gaps 69
  - , large 78–82
- Primegenerator 6
- prime k-tuples conjecture 66
- prime number formula 50
- prime number theorem 43, 56, 156
- prime table 3–4, 375, 389–398
  - , compact 7
  - , hexadecimal 9
- prime zeta-function 65
- primes 6
- primes
  - in arithmetic progression 57
  - in  $\mathbb{Q}(\sqrt{D})$  293
  - in  $\mathbb{Z}(\sqrt[3]{-2})$  300
  - , constellation of 60–73
  - , distribution of 37, 60
  - , finding 234
  - , formulas for 39
- primitive factor 306, 315
- primitive prime factor 166
- primitive residue class 268, 270
- primitive root 97, 98, 306
- principal character 258, 259
- probable prime 86, 93
- program package 4
- Proth's theorem 104
- pseudoprime 86
  - counts 94
  - , Euler 90
  - , strong 91
- public key cryptosystem 226
- putin 350
- putout 350

# INDEX

quadratic  
 — character 258  
 — congruence 243, 284  
 — field 256, 286  
 — non-residue 276  
 — reciprocity 270  
 — residue 153, 276, 283, 341, 429  
 — sieve, QS 204  
 quot 353  
 quotient, partial 330

$R(x)$  50, 52, 381  
 Rabin–Miller test 92  
 random sieve 66  
 Rankin 72  
 rational integers 286  
 rational numbers 247, 255, 327  
 real numbers 255, 257, 327  
 recursive multiplication 360  
 recursive squaring 361  
 red 350  
 reduce 144  
 redundancy 227  
 regular continued fraction 327  
 remainder term 56, 58  
 residue class 251, 262, 267  
 — , primitive 268, 270  
 Richards 69, 72  
 Riemann 44, 46, 47  
 Riemann hypothesis 48–49, 56  
 — , extended 92  
 Riemann, integral 366  
 — , prime number formula 50  
 Riesel 4, 53, 73, 102, 126, 127, 415  
 ring 252, 263, 268  
 — , cyclotomic 296  
 Rivat 34  
 Rivest 226  
 Robin 57  
 root 253  
 — of unity 305  
 Rosser 56  
 RSA cryptosystem 226, 228  
 Rumely 106, 131

Säfhholm 73  
 Schnorr–Lenstra method 209

Schoenfeld 56  
 Schoof 138  
 second Hardy–Littlewood conjecture 68  
 second largest prime factor 163  
 Selfridge 71, 86, 99  
 several bases 99  
 Shamir 226  
 Shanks 79, 173, 186  
 Shanks’ conjecture 79  
 Shanks’ method 97, 173, 186  
 Shannon 227  
 sieve, annihilating 69  
 — , Eratosthenes’ 2, 67  
 — , midpoint 70  
 — , random 66  
 sieve program 5  
 sign 350, 355, 361  
 sign arithmetic 344  
 Silverman 207, 213  
 Sirkesalo 129  
 Skewes’ number 428  
 Slowinski 120, 364  
 Smith 129  
 smooth integers 164  
 special factor 206  
 square 362  
 square root, expansion 337  
 Squaretest 361  
 squaring, recursive 361  
 SQUFOF 97, 173, 186  
 SQUFOF 190  
 standard factorization 262  
 Stenberg 72  
 Stieltjes integral 367  
 Störmer 294  
 strong probable prime 93  
 strong pseudoprime 93  
 StrongPseudoprimeTest 93  
 subgroup 249  
 superdense cluster 71  
 superdense constellation 71  
 Suyama 102  
 system of congruences 266

te Riele 49, 53  
 $\theta(x)$  44, 57

## INDEX

- totient function 268
- Trabb-Pardo 161
- trapdoor function 228
- trial division 2, 141, 169, 243
- Trial division 143
- twin prime constant 65
- twin primes 60
  - , largest 60
- unit 1, 298
  - , of  $\mathbf{Q}(\sqrt{D})$  289
  - , of  $\mathbf{Z}(\sqrt[3]{-2})$  300
- unit element 254
- van de Lune 49
- Vehka 72
- von Mangoldt 47
- Wagstaff 86, 202, 213
- Waterhouse 326
- Weintraub 9
- Western 218
- Westzynthius 72
- Wiedemann 208
- Williams 177
- Wilson's theorem 255
- Winter 49
- Young 79, 428
- Zarantonello 129
- zero divisor 253
- zeros of  $\zeta(s)$  47, 53
- zeta-function 45, 65, 373